

TECHNICAL DATABOOK 2010

Technical Databook 2010



Copyright BMW AG

www.metzelmoto.com

www.metzelmoto.com

METZELER 
ALWAYS TWO WHEELS AHEAD

INTERACT™

MULTI ZONE TENSION

Motorcyclists of today are increasingly looking for different behaviors of tyres for different riding situations, no longer limited to a demand for high-performance. The most obvious demand is the difference in performance required when riding the motorcycle in a straight line versus in curves.

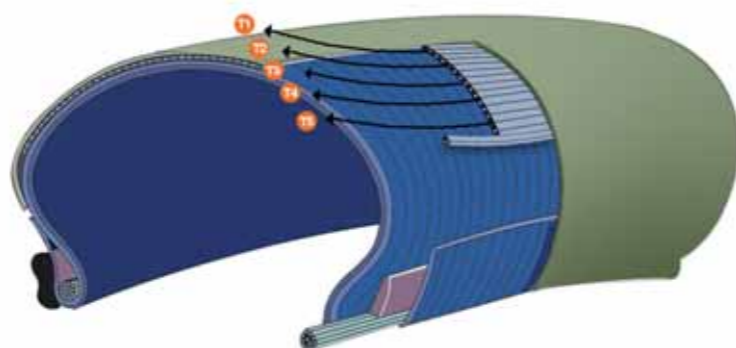
Metzeler has worked extensively on the concept of differing levels of performance among various areas of the tyre. Thus Metzeler's solution is not simply the tyre's compound, but also the supporting structure (the body) and the belts of steel wire wound between the structure (carcass) and the compound (tread), which makes certain a perfect functioning of the whole tyre.

Among the most recent advances, Metzeler technicians have confirmed a significant link between the performance of the tyre and the tension with which these steel wires are wound on the tyre.

The innovation is best explained with concepts stemming from the physics of a musical instrument, as these steel cords inside Metzeler tyres behave very similar to strings of a guitar. A guitar's sound comes primarily from the changing of the tension among its strings, with high tensions making small vibrating movements and thus higher pitches, whereas low tensions make larger vibrating movements and thus lower pitches.

The creation of movement / vibration of the steel cords within the tyre generate heat and warmth, which is synonymous with grip in the world of motorcycling. These movements are adjusted among the approximately 120 steel wires within the tyre, each separated by fractions of a millimeter, with the possibility to create "zones" specific to particular bikes and lean angles.

The new patented INTERACT™ Multi Zone Tension technology is based on an ideal interaction between structure and compound, creating specific zones by working on the stiffness of the structure, each offering the maximum benefit of the tyre at every lean angle for the right mileage and grip.



This is a fantastic alternative approach to multi-compound solutions, solving the typical "step-effect" present in most multi-compound tyres as each of the 120 steel cords can be calibrated so precisely that the transition from center to shoulder is linear and wear is more uniform, making riding easy, safe and intuitive.

This evolutionary step technology was first used in Metzeler's Sport Touring tyre Roadtec Z6 Interact™, for which a simple scheme was adopted: increased tension in the central area for reduced movement for higher mileage and reduced tension on the shoulders for generating heat which raises grip level. The New Racetec with Interact™ followed shortly after with a contrary formula adapted for its more racing-oriented compounds: maximum tension on the edges for stability in high-speed cornering and lowest tension in the center for a large contact patch for straight line acceleration. New this year comes the Sportec M5 Interact™, whose 5 zone tension offers the most diversity for the perfect all-round Supersport tyre.

Technical Data

The values indicated in the tyre tables are the max. in service tyre dimensions (standardised) and have to be taken into account when measuring the necessary space. These values are in agreement with the standards of DIN (Deutsches Institut für Normung) and ETRTO (European Tyre and Rim Technical Organization).

The exact effective tyre dimensions of the individual tyre sizes and tread designs can be obtained from the manufacturer. The tyre inflation pressures to be used in actual service may be agreed upon between the tyre producer and motorcycle manufacturers.



www.metzelmoto.com

Footnotes

Footnotes - Technical Data to Standard

- 1) Rim - tyre combination not allowed
- 2) Rim - tyre combination must be checked with Metzeler Customer Service
- 3) Indicated load capacity are valid up to 210km/h. For higher speed, please refer to table at page 112
- 4) Indicated load capacity are valid up to 240km/h. For higher speed, please refer to table at page 113
- 5) If homologated Off-road tyres are used on normal roads, we suggest to ride the bike at maximum speed only for short periods. Otherwise irregular wear of the knobs may occur, affecting off-road performance
- 6) Tyres without complete side marking and NHS (= Not for Highway Service) marking cannot be used on normal roads
- 7) Metzeler tubeless (TL) tyres can always be fitted on standard rims with tubes under following conditions:
a= always fit Metzeler tyres with Metzeler tubes only
b= bikes's max speed 230km/h
c= respect all indication of bike manufacturers
- 8) Centrifugal radius measured at 210 km/h
- 9) Centrifugal radius measured at 60 km/h
- 10) Under test - Check latest update on metzelmoto.com

Footnotes - International Fitment Chart

- 6) Racing bike not homologated for normal roads (NHS = Not for Highway Service)
- 8) Does not concern the race-track versions RS 0, 1, 2, 3
- 10) Under test - Check latest update on metzelmoto.com
- 11) METZELER not recommended
- 12) Fitment not tested
- 21) Structural modification of the motorcycle and/or upgrade wheels can be mandatory
- 23) Fitment with tube only
- 24) Special tube with sidevalve mandatory
- 25) ME 77 permitted only
- 26) If rear tyre is fitted on front tyre, please fit inverting rotating direction (opposite to rotating direction arrow)
- 27) Fitment allowed only from single manufacturer

Range

RACING	8
SUPERSPORT	13
SPORT TOURING	17
CLASSIC	24
CUSTOM TOURING	26
ENDURO STREET	32
ENDURO	36
MOTOCROSS	40
SCOOTER	43
SCOOTER / MOPED	47

Fitment / Technical Data

Wintec Technology	46
Your guide to Metzeler's Technology	48
A closer look at Metzeler Motorcycle Technology	49
Tyre Safety Maintenance and Mounting Advice	50
Marking and Designation System	54
Motorcycle Fitment	56
Scooter Fitment	152
Moped Fitment	170
Technical Data	172
Technical Data Offroad	179
Technical Data Scooter/Moped Tyres	181
Comparative Chart	184
Load Capacity Charts	185
Tube and Valve Fitment Chart	187
Special Tyres	192
Footnotes	193

With this edition all previous editions become void.
 Technical alterations reserved!
 We would like to point out, that we have made the tyre and pressure recommendations for the individual motorcycle types to the best of our knowledge, but, without assuming any liability for them.



Safety Warning

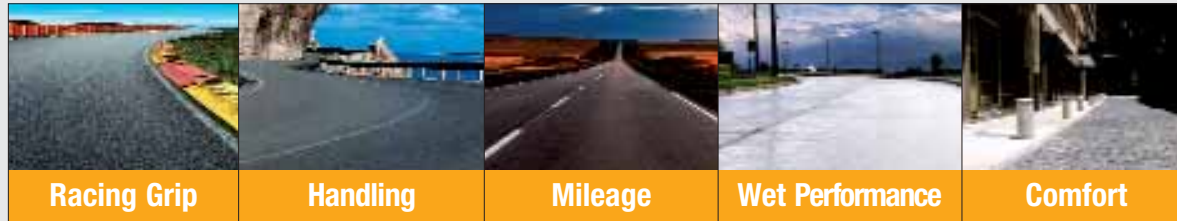
Danger may result from improper use.
 Follow the manufacturer's instructions.

Warning

The tyres represented in this book are for use only on vehicles for which the "motorcycle tyres" were originally specified by the manufacturer.
 Any other use could be dangerous.

Printed 12/2009





	Racing Grip	Handling	Mileage	Wet Performance	Comfort
Racetec K3	★★★★	★★★★★★	★★	★	★★
Sportec M5 Interact™ <small>NEW</small>	★★★	★★★★★★	★★★★	★★★★	★★★★
Roadtec Z6 Interact™		★★★★	★★★★	★★★★	★★★★
Lasertec		★★★	★★★★	★★★★	★★★★
ME 880 Marathon		★★★	★★★★	★★★★	★★★★

Metzeler is the favored tyre brand for Motorrad readers.



RACING

Page 8 - 12



Racetec Slick
Racetec Slick CompK

Racetec Wet
Intermediate

Racetec Rain

Racetec SM

Racetec
K0, K1, K2

SUPERSPORT

Page 13 - 16



Racetec K3

Sportec M5 Interact™

Sportec M3

SPORT TOURING

Page 17 - 23



Roadtec Z6 Interact™

Roadtec Z6

ME Z4

Lasertec

CLASSIC

Page 24 - 25



ME 22

Perfect ME 77

Perfect ME 11

Block K

Block C

CUSTOM TOURING

Page 26 - 31



ME 880 Marathon

ME 880 Marathon XXL






ME 880 Whitewall




ME 880
Narrow White Stripe

ME 88
Marathon

Marathon
ML 2

					
	On Road	Gravel	Trail	Sand	Competition
Tourance EXP	★★★★★	★	★		
Tourance	★★★★	★★	★		
Enduro 3 Sahara	★★★	★★★	★★	★	
MCE Karoo (T)	★★	★★★	★★★★	★	★
MCE Karoo	★	★★★★	★★★★★	★★	★★
MCE 6 Days Extreme	★	★★★★	★★★★★	★★★★★	★★★★★

Soft	Soft/Medium	Intermediate	Mid/Hard	Hard
sand, mud	soil, grass, sandy, loose	grass, dry, solid, hard	loose surface, stones	rocky



ENDURO STREET

Page 32 - 35



Tourance EXP

Tourance

Enduro 1

Enduro 2

ENDURO

Page 35 - 39



Enduro 3 Sahara

MCE Karoo (T)

MCE Karoo

MCE 6 Days Extreme

MOTOCROSS

Page 40 - 42



MC 4

MC 5

MC 6

Unicross

SCOOTER

Page 43 - 45



Feelfree

Feelfree Wintec

ME 7 Teen

SCOOTER/MOPED

Page 47



ME 1

ME 5

MO 1

MO 90



Racetec Slick

NHS competition tyres developed for racetrack use

- Front tyre contour developed for fast handling, easy and precise turn-in and trajectory stability
- Specific rear tyre contour engineered for the high performance of modern hyper sport bikes supporting full power accelerations
- Different compounds specifically developed for best adaptability to different conditions, always ensuring grip at top level



Size	Pattern	IP-Code
Racetec Slick Front		
17" 120/70 R 17 NHS TL	Racetec Slick Front K1	1736300
120/70 R 17 NHS TL	Racetec Slick Front K2	1736400
Racetec Slick Rear		
17" 180/55 R 17 NHS TL	Racetec Slick K2	1587700
190/55 R 17 NHS TL	Racetec Slick K1	1736600
190/55 R 17 NHS TL	Racetec Slick K2	1736700

TL = Tubeless NHS = Not for Highway Service

- K0 = Supersoft**
- K1 = Soft**
- K2 = Medium**



NEW Racetec Slick CompK

NHS tyres for amateur racing and competition preparation

- New "CompK" version with higher duration compound for increased enjoyment and time on racetrack

Size	Pattern	IP-Code	
Racetec Slick Front			
17" 120/70 R 17 NHS TL	Racetec Slick Front CompK	1991400	New
Racetec Slick Rear			
17" 180/55 R 17 NHS TL	Racetec Slick CompK	1991300	New
190/55 R 17 NHS TL	Racetec Slick CompK	1991200	New



Racetec WET (Intermediate)

NHS competition tyre specifically developed for wet conditions

- Proven tread pattern design combined with latest generation High-Silica compound for outstanding grip in wet
- Specific tyre contour for great contact feeling, ensuring great stability and feedback when braking entering into corners
- Overall tyre performance tuned on racetrack fitting the needs of all categories' bikes, from SBK to Super sport



Size	Pattern	IP-Code
Racetec WET Front		
17" 120/70 R 17 NHS TL	Racetec Wet Front	1803300
Racetec WET Rear		
17" 180/55 R 17 NHS TL	Racetec Wet	1803500

TL = Tubeless NHS = Not for Highway Service



Racetec Rain

NHS competition tyre designed for competition under rain

- Blocked tread pattern design, developed with a completely new specification and an updated compound ideal for usage on Supermotard
- Latest generation of Silica compounds for faster warm-up, great water absorption ensuring great grip and traction
- New stripe tread pattern design designed for improved water drainage and contact feeling at all lean angles



Size	Pattern	IP-Code
Racetec Rain Front		
17" 120/70 R 17 NHS TL	Racetec Rain Front K1	1588500
Racetec Rain Rear		
17" 160/60 R 17 NHS TL	Racetec Rain K1	1588900 BLOCK
180/55 R 17 NHS TL	Racetec Rain K2	1589200
190/60 R 17 NHS TL	Racetec Rain K1	1775200
190/60 R 17 NHS TL	Racetec Rain K2	1775300

Supermoto oriented application - Block pattern

TL = Tubeless NHS = Not for Highway Service



Rear Block Front Rear



NEW Racetec SM K1, K2

"Supermoto" specialized tyre of the Racetec line. Advanced racing compounds and new profile for the most effective straight or sideways riding

- Brand new compounds more adaptable to different racetrack conditions: progressive sliding with excellent traction
- Carcass tuned for very predictability both on-road as well as off-road, with excellent self-damping
- Profile re-designed for ease of Supermoto style riding; quick direction changes and superior contact feeling and confidence in drift position



Size	Pattern	IP-Code
Racetec SM Front		
16,5" 125/80 R 420 NHS TL	Racetec SM Front K1	1991500
125/80 R 420 NHS TL	Racetec SM Front K2	1991600
17" 125/80 R 17 NHS TL	Racetec SM Front K1	1991700
125/80 R 17 NHS TL	Racetec SM Front K2	1991800
Racetec SM Rear		
17" 165/55 R 17 NHS TL	Racetec SM K1	1991900
165/55 R 17 NHS TL	Racetec SM K2	1992000

TL = Tubeless NHS = Not for Highway Service

K1 = Cold, dirt track
K2 = Warm, clean track



Racetec K0, K1, K2

With Interact™ Technology

Latest patented technology solution for Pure Race Time

- Modular steel string winding tension for a modular behavior from crown to shoulder maximizing footprint area at different lean angles without discontinuity
- New generation of low thermo plasticity compounds for faster and homogeneous warm up and higher grip in every race situation
- New compact tread pattern design to reduce tearing and control progressively the distribution of land / sea ratio (patented) for linear ride at every lean angle
- Wide range of compounds precisely tuned for specific weather and surface conditions, ensuring always the right choice from professional races to racing for fun



Size	Pattern	IP-Code	Note
Racetec Front-Rear			
17" 120/70 ZR 17 M/C 58W TL	Racetec INT Front K1	1869300	
120/70 ZR 17 M/C 58W TL	Racetec INT Front K2	1869400	
17" 180/55 R 17 M/C 73V TL	Racetec INT K0	1869600	
180/55 ZR 17 M/C 73W TL	Racetec INT K1	1869700	
180/55 ZR 17 M/C 73W TL	Racetec INT K2	1869800	
190/55 R 17 M/C 75V TL	Racetec INT K0	1870000	
190/55 ZR 17 M/C 75W TL	Racetec INT K1	1870100	
190/55 ZR 17 M/C 75W TL	Racetec INT K2	1870200	

TL = Tubeless

K0 = Supersoft
K1 = Soft
K2 = Medium



SUPERSPORT



Racetec K3

With Interact™ Technology

Enjoy the road, enjoy the racetrack

- K3 compound. Specification dedicated for street legal use, bringing the winner of primary national Championships to the normal road
- State of the art compounds for maximized cornering grip at full lean angles: faster cornering, with total stability of trajectory
- Modular steel string winding tension of the patented 0° steel belt to ensure excellent braking stability with precise turning-in: highest progressivity of grip limit and feedback



K3 Street legal compound

Size	Pattern	IP-Code	Note
Racetec Front			
17" 120/70 ZR 17 M/C (58W) TL	Racetec INT Front K3	1869500	
Racetec Rear			
17" 180/55 ZR 17 M/C (73W) TL	Racetec INT K3	1869900	
190/50 ZR 17 M/C (73W) TL	Racetec INT K3	1870400	
190/55 ZR 17 M/C (75W) TL	Racetec INT K3	1870300	

TL = Tubeless

K3 = Street legal

Properties	Effect	Consumer Use
Modular steel string winding tension	Compound modular behavior from crown to shoulder	Higher cornering precision: open the throttle earlier
Highly efficient mixing technology	Faster and homogeneous warm up	Faster riding from the first lap and perfect trajectories throughout the entire session
New concept of tread pattern design (patented)	Stability and linearity in every movement	Improved ability to hold a line



NEW Sportec M5 Interact™

The perfect all-round Supersport tyre

- Interact™ Technology. Five zone tension: the new tension layout ensures the best balance between mileage for your ride, high grip for sporty riding on road and precision at maximum lean.
- Interact™. New generation of riding feeling: an incredible sense of confidence while leaning together with a very fast and easy stand up while exiting the curve for true riding pleasure.
- New high Silica compound sets the new benchmark of the segment for wet behavior among all typical ranges of temperature for safety feeling and confidence on wet



Size	Pattern	IP-Code	Note
Sportec M5 Front			
17" 120/60 ZR 17 M/C (55W) TL	Sportec M5 Front	1971200	New
120/70 ZR 17 M/C (58W) TL	Sportec M5 Front	1927400	New
Sportec M3 Rear			
17" 160/60 ZR 17 M/C (69W) TL	Sportec M5	1971300	New
180/55 ZR 17 M/C (73W) TL	Sportec M5	1927600	New
190/50 ZR 17 M/C (73W) TL	Sportec M5	1948500	New
190/55 ZR 17 M/C (75W) TL	Sportec M5	1927500	New

TL = Tubeless



Properties	Effect	Consumer Use
Five zone tension: modular steel string winding tension	Linear change of tyre softness along the profile	Performance exactly where needed
New generation of Dura Sil compound	Quick warm up and wet traction	Safety feeling in every riding condition
New generation of tread pattern	Modern look and Improved lasting	Cool and smart



Replacing Sportec M3



Sportec M3

Proven radial tyre developed for performance bikes






 Replaced by Sportec M5 Interact™

Size	Pattern	IP-Code	Note	Special Version
Sportec M3 Front				
16" 130/70 ZR 16 M/C (61W) TL	Sportec M3 Front	1590600		
17" 110/70 ZR 17 M/C 54W TL	Sportec M3 Front	1590200		
120/60 ZR 17 M/C (55W) TL	Sportec M3 Front	1590300		
120/65 ZR 17 M/C (56W) TL	Sportec M3 Front	1590400		
120/70 ZR 17 M/C (58W) TL	Sportec M3 Front	1590500		
120/70 ZR 17 M/C (58W) TL	Sportec M3 Front C	1707200		Honda CBR 1100XX, CB1300S, Suzuki GSF1200 Bandit
120/70 ZR 17 M/C (58W) TL	Sportec M3 Front L	1700400		Yamaha FZ1 Fazer
120/70 ZR 17 M/C (58W) TL	Sportec M3 Front E	1729000		BMW K1300S
120/70 ZR 17 (58W) TL	Sportec M3 B	1859200		BMW K1200S, K1200R
Sportec M3 Rear				
17" 150/60 ZR 17 M/C 66W TL	Sportec M3	1590700		
160/60 ZR 17 M/C (69W) TL	Sportec M3	1590800		
170/60 ZR 17 M/C (72W) TL	Sportec M3	1590900		
180/55 ZR 17 M/C (73W) TL	Sportec M3	1591000		
180/55 ZR 17 M/C (73W) TL	Sportec M3 C	1707300		Honda CBR 1100XX, CB1300S, Suzuki GSF1200 Bandit
190/50 ZR 17 M/C (73W) TL	Sportec M3	1591100		
190/50 ZR 17 M/C (73W) TL	Sportec M3 B	1859300		BMW K1200S, K1200R
190/50 ZR 17 M/C (73W) TL	Sportec M3 L	1700500		Yamaha FZ1 Fazer
190/55 ZR 17 M/C (75W) TL	Sportec M3 E	1755100		BMW K1300S, K1300R
190/55 ZR 17 M/C (75W) TL	Sportec M3	1828400		
200/50 ZR 17 M/C (75W) TL	Sportec M3	1591200		

TL = Tubeless



SPORT TOURING radial RADIAL



Roadtec Z6 Interact™

The ideal travel companion

- Interact™: multi zone tension technology: modular steel string winding tension for performance exactly when needed for highest adaptability to different riding styles
- 65% of Silica compound and wet/mileage optimization with dedicated resins ensures an improved wet grip in the full typical range of temperature for safety feeling and confidence on wet
- New generation of materials for maximum stability in all riding conditions and homogeneity in soft and hard handling for the maximum flexibility of usage.



ROADTEC Z6
INTERACT



Size	Pattern	IP-Code	Note	Special Version
Roadtec Z6 Interact Front				
17" 120/60 ZR 17 M/C (55W) TL	Roadtec Z6 Interact	1927100	New	
120/70 ZR 17 M/C (58W) TL	Roadtec Z6 Interact	1826800		
120/70 ZR 17 M/C (58W) TL	Roadtec Z6 Interact G	1826900		BMW K1200R, K1200R Sport, Honda VFR800 ('98-'01), VFR800ABS, Yamaha FJR 1300/1300A, FZS1000 Fazer
18" 110/80 ZR 18 M/C (58W) TL	Roadtec Z6 Interact	1927200	New	
120/70 ZR 18 M/C (59W) TL	Roadtec Z6 Interact	1927000	New	
Roadtec Z6 Interact Rear				
17" 150/70 ZR 17 M/C (69W) TL	Roadtec Z6 Interact	1926900	New	
160/60 ZR 17 M/C (69W) TL	Roadtec Z6 Interact	1827000		
160/70 ZR 17 M/C (73W) TL	Roadtec Z6 Interact	1927300	New	
170/60 ZR 17 M/C (72W) TL	Roadtec Z6 Interact	1827100		
180/55 ZR 17 M/C (73W) TL	Roadtec Z6 Interact	1827200		
180/55 ZR 17 M/C (73W) TL	Roadtec Z6 Interact C	1827300		BMW K1200R, K1200R Sport, Honda VFR800 ('98-'01), VFR800ABS, Yamaha FJR 1300/1300A,
190/50 ZR 17 M/C (73W) TL	Roadtec Z6 Interact	1868300		
18" 160/60 ZR 18 M/C (70W) TL	Roadtec Z6 Interact	1926800	New	

TL = Tubeless

Replacing Roadtec Z6



Properties	Effect	Consumer Use
Modular steel string winding tension	Modular distribution of stress all along the profile	Performance exactly where needed, adaptability to different riding styles
Highly efficient mixing technology	Better quality and dispersion of all the fillers	Maximum stability in all riding conditions, flexibility of usage
65% of Silica compound	Higher wet grip	Confidence in all riding conditions

Roadtec Z6

Sport-Touring radial tyre delivering performance in all-weather conditions



Replaced by Roadtec Z6 Interact™

Size	Pattern	IP-Code	Special Version
Roadtec Z6 Front			
17" 110/70 ZR 17 M/C 54W TL	Roadtec Z6 Front	1448300	
120/70 ZR 17 M/C (58W) TL	Roadtec Z6 C Front	1634400	BMW K1200GT
120/70 ZR 17 M/C (58W) TL	Roadtec Z6 E Front	1611100	Yamaha MT01
120/70 ZR 17 M/C (58W) TL	Roadtec Z6 G Front	1611000	Honda VFR800 RC46, Yamaha FJR1300 - 2006, FZ6 RJ07
120/70 ZR 17 M/C (58W) TL	Roadtec Z6 K Front	1606600	BMW K1200R
120/70 ZR 17 M/C (58W) TL	Roadtec Z6 U Front	1631200	BMW K1200S, K1200R '05, K1200R Sport '07
Roadtec Z6 Rear			
17" 150/70 ZR 17 M/C (69W) TL	Roadtec Z6	1448800	
180/55 ZR 17 M/C (73W) TL	Roadtec Z6 C	1561800	BMW K1200R, K1200GT/RS, R1100S, Ducati ST3, ST4S, Yamaha FJT 1300/A, Kawasaki ZRX1200S, ZZ-R 1200, Suzuki GSF 1200, SV1000
180/55 ZR 17 M/C (73W) TL	Roadtec Z6 E	1637600	BMW F800S, F800ST
180/55 ZR 17 M/C (73W) TL	Roadtec Z6 K	1580000	BMW K1200GT, R1200RT SF
190/50 ZR 17 M/C (73W) TL	Roadtec Z6 E	1611200	Yamaha MT01
190/50 ZR 17 M/C (73W) TL	Roadtec Z6 U	1631300	BMW K1200S, K1200R '05, K1200R Sport '07

TL = Tubeless

ME Z4

Popular value tyre for reliability on long journeys



Replaced by Roadtec Z6

Size	Pattern	IP-Code	Special Version
ME Z4 Front			
17" 120/70 ZR 17 M/C (58W) TL	ME Z4 A Front	1352100	Honda VFR800RC46, - 2002
120/70 ZR 17 M/C (58W) TL	ME Z4 Y Front	1304400	Yamaha Fazer FZS 1000 RN06
18" 120/70 ZR 18 M/C (59W) TL	ME Z4 Front	1445200	
ME Z4 Rear			
17" 180/55 ZR 17 M/C (73W) TL	ME Z4 A	0966600	Honda VFR800RC46, - 2002
180/55 ZR 17 M/C (73W) TL	ME Z4 Y	1304500	Yamaha Fazer FZS 1000 RN06

TL = Tubeless



SPORT TOURING X-PLY CLASSIC



Lasertec

The newest materials and compound technology applied to a classic tread pattern design for enhanced performance out of your bike

- Compound with high Silica developed for outstanding grip both in dry and in wet enhancing riding performance
- "Sport Touring" carcass design with lighter, more resistant Polyester fibre giving higher comfort and improving handling
- "Classic" tread pattern design ensuring effective water dispersal for safe wet riding and wear regularity with long-lasting mileage

Lasertec
CLASSIC STYLE NEW TECHNOLOGY



Size	Pattern	IP-Code	Special Version
Lasertec - S/H Rated			
16" 100/90 - 16 M/C 54H TL	Lasertec Front	1529700	
17" 100/80 - 17 M/C 52S TL	Lasertec Front	1529600	
110/70 - 17 M/C 54H TL	Lasertec Front	1530300	
110/80 - 17 M/C 57H TL	Lasertec Front	1530400	
18" 90/90 - 18 M/C 51H TL	Lasertec Front	1531700	
100/90 - 18 M/C 56H TL	Lasertec Front	1529800	
110/90 - 18 M/C 61H TL	Lasertec Front	1704200	
110/80 - 18 M/C 58H TL	Lasertec Front	1530500	
110/80 - 18 M/C 58H TL	Lasertec Front T	1595800	Triumph Speedmaster
19" 3.25 - 19 M/C 54H TL	Lasertec Front	1531300	
3.50 - 19 M/C 57H TL	Lasertec Front	1531500	
100/90 - 19 M/C 57H TL	Lasertec Front	1530000	
110/90 - 19 M/C 62H TL	Lasertec Front	1530800	
21" 90/90 - 21 M/C 54H TL	Lasertec Front	1531800	
Lasertec - V Rated			
15" 130/90 - 15 M/C 66S TL	Lasertec	1806700	
16" 130/90 - 16 M/C 67H TL	Lasertec	1532300	
17" 130/70 - 17 M/C 62S TL	Lasertec	1532500	
130/70 - 17 M/C 62H TL	Lasertec	1532600	
130/80 - 17 M/C 65H TL	Lasertec	1532700	
130/90 - 17 M/C 68H TL	Lasertec	1532800	
140/70 - 17 M/C 66H TL	Lasertec	1840600	
150/70 - 17 M/C 69H TL	Lasertec	1533500	
18" 110/90 - 18 M/C 61H TL	Lasertec	1531900	
120/80 - 18 M/C 62H TL	Lasertec	1532000	
120/90 - 18 M/C 65H TL	Lasertec	1532100	
130/70 - 18 M/C 63H TL	Lasertec	1533000	
16" 110/90 - 16 M/C 59V TL	Lasertec Front	1530200	
110/90 V 16 M/C (59V) TL	Lasertec Front	1534600	
120/80 V 16 M/C (60V) TL	Lasertec Front	1531000	
120/80 VB 16 M/C (60V) TL	Lasertec Front	1531100	
17" 110/80 V 17 M/C (57V) TL	Lasertec Front	1534700	
120/70 - 17 M/C 58V TL	Lasertec Front	1531200	
18" 100/90 - 18 M/C 56V TL	Lasertec Front	1529900	
100/90 V 18 M/C (56V) TL	Lasertec Front	1534500	
110/90 V 18 M/C (61V) TL	Lasertec Front	1530700	
110/80 - 18 M/C 58V TL	Lasertec Front	1530600	
110/80 V 18 M/C (58V) TL	Lasertec Front	1534800	
19" 3.25 - 19 M/C 54V TL	Lasertec Front	1531400	
3.50 - 19 M/C 57V TL	Lasertec Front	1531600	
100/90 - 19 M/C 57V TL	Lasertec Front	1530100	
16" 130/90 - 16 M/C 67V TL	Lasertec	1532400	
150/80 VB 16 M/C (71V) TL	Lasertec	1533400	
17" 130/90 - 17 M/C 68V TL	Lasertec	1532900	
140/80 B 17 M/C 69V TL	Lasertec	1533200	
140/80 VB 17 M/C (69V) TL	Lasertec	1534900	
150/70 B 17 M/C 69V TL	Lasertec	1533600	
150/70 VB 17 M/C (69V) TL	Lasertec	1533700	
160/70 B 17 M/C 73V TL	Lasertec	1533800	
18" 4.00 - 18 M/C 64V TL	Lasertec	1533900	
120/90 - 18 M/C 65V TL	Lasertec	1532200	
130/80 V 18 M/C (66V) TL	Lasertec	1533100	

TL = Tubeless



Metzeler Classic

Classic tread patterns dedicated to medium-small capacity motorcycles, providing great performance and optimum visual fitment

- Tyre contour with wide curvature for high precision in setting trajectories and providing easy handling
- Specific tread design with dedicated groove geometry for great water drainage, very high mileage and constant performance
- Good grip both in dry as well as in wet conditions, with high skid resistance



ME 22

Size	Pattern	IP-Code
ME 22 Front/Rear		
17" 2.50 - 17 43P Reinf	ME 22	0711600
2.75 - 17 47P Reinf	ME 22	0115800
3.00 - 17 50P Reinf	ME 22	0116100
18" 2.75 - 18 M/C 42P	ME 22	1560000
2.75 - 18 M/C 48P Reinf	ME 22	1546300
2.75 - 18 Reinf	ME 22	0113600
3.00 - 18 M/C 52P Reinf	ME 22	1546400
3.25 - 18 59P Reinf	ME 22	0113700
3.50 - 18 62P Reinf	ME 22	0114400
90/90 - 18 57P Reinf	ME 22	0787200

TL = Tubeless

Perfect ME 77

Size	Pattern	IP-Code
Perfect ME 77 Front		
16" 110/90 - 16 M/C 59S	Perfect ME 77 Front	1016500
18" 3.50 - 18 56S TL	Perfect ME 77 Front	0130400
90/100 - 18 M/C 54S	Perfect ME 77 Front	1253000
Perfect ME 77 Rear		
130/90 - 15 M/C 66S TL	Perfect ME 77	1268200
140/90 - 15 M/C 70S	Perfect ME 77	0747300
16" 4.60 - 16 59S TL	Perfect ME 77	0131000
110/90 - 16 M/C 59S TL	Perfect ME 77	1077700
120/90 - 16 63H TL	Perfect ME 77	0133100
18" 3.00 - 18 M/C 47S TL	Perfect ME 77	1204700
3.50 - 18 56S	Perfect ME 77	0130500
4.00 - 18 64H TL	Perfect ME 77	0131800
4.10 - 18 60H TL	Perfect ME 77	0132000
110/90 - 18 M/C 61S	Perfect ME 77	1253100
19" 3.50 - 19 57S TL	Perfect ME 77	0130900

TL = Tubeless



Perfect ME 11

Size	Pattern	IP-Code
Perfect ME 11 Front		
18" 3.25 - 18 52H	Perfect ME 11 Front	0111700
90/90 - 18 51H TL	Perfect ME 11 Front	0112400
19" 3.00 - 19 49S	Perfect ME 11 Front	0747200
3.25 - 19 54S TL	Perfect ME 11 Front	0111100
3.60 - 19 52S TL	Perfect ME 11 Front	0111400

TL = Tubeless

Block K

Size	Pattern	IP-Code
Block K Sidecar		
18" 4.00 - 18 64P	Block K Sidecar	0109700

Block C

Size	Pattern	IP-Code	Note
Block C Front/Rear			
16" 2.75 - 16 46P Reinf	Block C	0109200	
3.25 - 16 55P Reinf	Block C	0109500	
3.50 - 16 58P Reinf	Block C	0109600	
2.50 - 16 41P Reinf	Block C	1419400	New
19" 3.00 - 19 54P Reinf	Block C	0109800	
3.25 - 19 54P	Block C	0109900	





ME 880 Marathon

Premium line dedicated to cruiser and heavy touring bikes, featuring high-tech construction with fashionable design

- New radial and bias-ply replacement sizes for the '09-10 Harley-Davidson Fat Boy and FLH Touring family
- Soft compound for high grip allowing to exploit great torque output with total control
- Machine-specific carcass construction for exceptional riding comfort and stability at all speeds, even under heavy load
- Tread pattern design with offset central groove's alignment providing very high mileage for never-ending riding fun



Size	Pattern	IP-Code	Note/Special Version
ME 880 Marathon - S/H Rated			
15" 160/80 - 15 M/C 74S	ME 880 Marathon Front	1733200	
16" 130/90 - 16 M/C 67H TL	ME 880 Marathon Front	1040800	
150/80 - 16 M/C 71H TL	ME 880 Marathon Front	1041200	
17" 130/80 B 17 M/C 65H TL	ME 880 Marathon Front	1950900	New
140/80 - 17 M/C 69H TL	ME 880 Marathon Front	1624200	
150/80 - 17 M/C 72H TL	ME 880 Marathon Front	1705400	
18" 100/90 - 18 M/C 56H TL	ME 880 Marathon Front	1193700	
110/90 - 18 M/C 61H TL	ME 880 Marathon Front	1166100	
120/90 B 18 M/C 65H TL	ME 880 Marathon Front MBS	1040900	
130/70 B 18 M/C 63H TL	ME 880 Marathon Front	1314100	
130/70 R 18 M/C 63H TL	ME 880 Marathon Front GL	1679900	Honda GLX 1800
130/70 R 18 M/C 63H TL	ME 880 Marathon Front H	1414900	Honda VTX 1800
140/70 B 18 M/C 73H Reinf TL	ME 880 Marathon Front	1847000	New
19" 100/90 - 19 M/C 57H TL	ME 880 Marathon Front	1040700	
110/90 - 19 M/C 62H TL	ME 880 Marathon Front	1041100	
21" 80/90 - 21 M/C 48H	ME 880 Marathon Front	1041000	
90/90 - 21 M/C 54H TL	ME 880 Marathon Front	1480400	
120/70 - 21 M/C 62H TL	ME 880 Marathon Front	1716100	
15" 140/80 B 15 M/C 67H TL	ME 880 Marathon MBS	1042200	
140/90 B 15 M/C 70H TL	ME 880 Marathon MBS	1041600	
150/90 B 15 M/C 80H Reinf TL	ME 880 Marathon MBS	1041800	
170/80 B 15 M/C 77H TL	ME 880 Marathon MBS	1041900	
180/70 B 15 M/C 76H TL	ME 880 Marathon MBS	1042100	
200/70 B 15 M/C 82H TL	ME 880 Marathon MBS	1401800	
16" 130/90 B 16 M/C 73H Reinf TL	ME 880 Marathon MBS	1041400	
140/90 B 16 M/C 77H Reinf TL	ME 880 Marathon MBS	1041500	
150/80 B 16 M/C 71H TL	ME 880 Marathon MBS	1042000	
150/80 B 16 M/C 77H Reinf TL	ME 880 Marathon MBS	1846900	
160/80 B 16 M/C 75H TL	ME 880 Marathon	1422300	
180/60 R 16 M/C 74H TL	ME 880 Marathon G	1422500	Honda GLX 1800
180/65 B 16 M/C REINF TL 81H	ME 880 Marathon	1951000	New
180/70 R 16 M/C 77H TL	ME 880 Marathon	1042600	
17" 120/90 - 17 M/C 64S	ME 880 Marathon	1733100	
18" 150/70 B 18 M/C 76H Reinf TL	ME 880 Marathon	1847100	New
210/40 R 18 M/C 73H TL	ME 880 Marathon	1808200	
ME 880 Marathon - V Rated			
16" 150/80 R 16 M/C 71V TL	ME 880 Marathon Front	1705300	
17" 120/70 B 17 M/C 58V TL	ME 880 Marathon Front MBS	0966700	
120/70 R 17 M/C 58V TL	ME 880 Marathon Front	1044700	
120/80 - 17 M/C 61V TL	ME 880 Marathon Front	1124900	
130/70 R 17 M/C 62V TL	ME 880 Marathon Front	1624000	
140/75 R 17 M/C 67V TL	ME 880 Marathon Front	1970800	New
150/80 R 17 M/C 72V TL	ME 880 Marathon Front	1335100	
18" 130/60 VR 18 M/C (60V) TL	ME 880 Marathon Front	1568200	
18" 120/70 - 21 M/C 62V TL	ME 880 Marathon Front	1289300	
140/70 - 21 M/C 76V TL Reinf	ME 880 Marathon Front	1772400	
24" 130/70 - 24 M/C 69V TL	ME 880 Marathon Front	1712500	
15" 150/80 B 15 M/C 70V TL	ME 880 Marathon MBS	1125000	
16" 200/60 R 16 M/C 79V TL	ME 880 Marathon	1307500	
17" 140/80 B 17 M/C 69V TL	ME 880 Marathon MBS	1193800	
160/70 B 17 M/C 79V Reinf TL	ME 880 Marathon MBS	0966800	
170/60 R 17 M/C 78V Reinf TL	ME 880 Marathon	1862200	New
200/55 R 17 M/C 78V TL	ME 880 Marathon	1970900	New
18" 160/60 R 18 M/C 76V Reinf TL	ME 880 Marathon	1555800	
180/55 VR 18 M/C (74V) TL	ME 880 Marathon	1346100	



ME 880 Marathon

Size	Pattern	IP-Code
ME 880 Marathon - ZR Rated Front		
18" 120/70 ZR 18 M/C (59W) TL	ME 880 Marathon Front	1606900
19" 120/70 ZR 19 M/C (60W) TL	ME 880 Marathon Front	1420100
ME 880 Marathon - ZR Rated Rear		
17" 200/50 ZR 17 M/C 75W TL	ME 880 Marathon	1712300
210/50 ZR 17 M/C (78W) TL	ME 880 Marathon	1307600
18" 180/55 ZR 18 M/C (74W) TL	ME 880 Marathon	1435100
200/50 ZR 18 M/C (76W) TL	ME 880 Marathon	1619600

TL = Tubeless



ME 880 Marathon XXL

The ME 880 family range offers the best choice to satisfy all dreams of the Custom Touring world, perfectly combining highest performance and coolest style. Specially designed for the tuning fanatics it's the most demanded by the Custom Builders, as it is the unique Custom tyre on the market with a 0° steel belt

- New 260 and 300 18" rear sizes, as well as the only 21" rear tyre on the market extending and completing the "oversize" range suiting all customization needs
- High tech performance radial tyre joining performance with outstanding appearance: Wide - Wider - XXL
- 0° steel belt ensures outstanding dimensional stability for higher degree of freedom in tuning, making it possible to mount the rear fender extremely close to the tyre



Size	Pattern	IP-Code
ME 880 Marathon XXL Rear		
16" 240/50 R 16 M/C 84V TL	ME 880 Marathon	1205200
18" 240/40 VR 18 M/C (79V) TL	ME 880 Marathon	1568300
260/40 VR 18 M/C (84V) TL	ME 880 Marathon	1594300
280/35 VR 18 M/C (84V) TL	ME 880 Marathon	1568400
300/35 VR 18 M/C (87V) TL	ME 880 Marathon	1615300
21" 260/35 VR 21 M/C (83V) TL	ME 880 Marathon	1601300

TL = Tubeless



ME 880 Marathon Alpha Sizes

- Excellent stability and riding comfort through dedicated structures tailored to every single size in relation to the needs of the specific bike
- High wet safety feeling and water drainage due to tread pattern design with deep grooves and specific long lasting compound
- Large contact patch when running straight reduces rolling noise and increases riding comfort



Size	Pattern	IP-Code	Note
ME 880 Marathon Alpha Sizes Front			
16" MT90 B - 16 M/C 72H TL	ME 880 Marathon Front	1769600	
21" MH90 - 21 M/C 54H TL	ME 880 Marathon Front	1769400	
ME 880 Marathon Alpha Sizes Rear			
16" MT90 B 16 M/C 74H TL	ME 880 Marathon	1769900	
MU85 B 16 M/C 77H TL	ME 880 Marathon	1770100	

TL = Tubeless



Properties	Effect	Consumer Use
Size-specific structure design for enhanced self damping	Linear handling	Excellent comfort and riding stability at all speeds
Optimized tread pattern design	Optimal water drainage properties	Great water drainage and extended mileage High safety when wet
High Silica compound	Improved chemical grip	High safety in wet riding thanks to improved wet grip
Tyre contour developed for uniform pressure distribution on contact patch	Progressive cornering behavior Ideal contact patch between tyre and road	Predictable and progressive handling safety Uniform tread wear



ME 880 Whitewall & ME 880 Narrow White Stripe

Fashionable, reliable x-ply tyre dedicated to the perfect visual fitment of heavy elite-style Touring-Cruiser motorcycles

- Trendy look and high quality finishing to support further distinctiveness of heavy exclusive Cruiser bikes
- Single-radius contour features neutral bike behaviour, perfectly combined with excellent high speed stability and riding comfort
- Offset tread grooves for high wet safety feeling and long-lasting mileage



Size	Pattern	IP-Code
ME 880 Marathon WW Front		
16" 130/90 - 16 M/C 67H TL	ME 880 Marathon Front WW	1338700
150/80 - 16 M/C 71H TL	ME 880 Marathon Front WW	1415200
19" 100/90 - 19 M/C 57S	ME 880 Marathon Front WW	1595600
ME 880 Marathon WW Rear		
15" 170/80 - 15 M/C 77S	ME 880 Marathon WW	1595700
170/80 - 15 M/C 77H TL	ME 880 Marathon WW	1415100
16" 130/90 - 16 M/C 73H Reinf TL	ME 880 Marathon WW	1338900
150/80 B 16 M/C 71H TL	ME 880 Marathon WW	1425900
140/90 B 16 M/C 77H Reinf TL	ME 880 Marathon WW	1425800

TL = Tubeless

Size	Pattern	IP-Code
ME 880 Marathon NWS Front		
16" 130/90 - 16 M/C 67H TL	ME 880 Marathon Front NWS	1539600
ME 880 Marathon NWS Rear		
16" 140/90 B 16 M/C 77H Reinf	ME 880 Marathon NWS	1539700

TL = Tubeless

Size	Pattern	IP-Code	Note
ME 880 Marathon WW Alpha sizes Front			
16" MT90 B 16 M/C 72H TL	ME 880 Marathon Front WW	1769700	
21" MH90 - 21 M/C 54H TL	ME 880 Marathon Front WW	1769500	
ME 880 Marathon WW Alpha sizes Rear			
16" MT90 B 16 M/C 74H TL	ME 880 Marathon WW	1770000	
MU85 B 16 M/C 77H TL	ME 880 Marathon WW	1770200	

TL = Tubeless

Size	Pattern	IP-Code	Note
ME 880 Marathon NWS Alpha sizes Front			
16" MT90 B 16 M/C 72H TL	ME 880 Marathon Front NWS	1769800	
ME 880 Marathon NWS Alpha sizes Rear			
16" MU85 B 16 M/C 77H TL	ME 880 Marathon NWS	1770300	

TL = Tubeless

ME 88 Marathon Marathon ML 2

Completing the touring-cruising range, offering very long mileage for daily commuting and long-distance journeys

- Specific carcass material and construction for "heavy" cruising bikes ensuring high riding comfort also in loaded conditions
- Single radius contour design with flat crown is providing solid contact feeling with confident and predictable handling
- High mileage, good grip in all conditions and very high stability



Size	Pattern	IP-Code
ME 88 Marathon Rear		
17" 130/90 B 17 74H Reinf TL	ME 88 Marathon MBS	0149000
18" 120/90 B 18 71H Reinf TL	ME 88 Marathon MBS	0148400

TL = Tubeless



Size	Pattern	IP-Code
Marathon ML2 Rear		
15" 150/90 VB 15 M/C 74V TL	Marathon ML 2 MBS	0127100

TL = Tubeless



ENDURO STREET

Tourance EXP

The sportiest enduro street tyre

- Metzeler's patented 0° steel belt technology on front and rear tyre provides great straight line and braking stability, maximum precision in curve and excellent bump absorption performances also in full loaded conditions.
- Improved compound for high grip on wet and dry surfaces: the perfect combination for long distance journeys
- New tread pattern design engineered to ensure best on-road performance in all weather conditions and traction on light off road surfaces
- "M" specification to satisfy higher mileage needs when mounted on large Enduro-street bikes



TOURANCE™ EXP



Size	Pattern	IP-Code	
Tourance EXP Front			
19" 100/90 - 19 M/C 57H TL	Tourance EXP Front	1815700	
100/90 - 19 M/C 57S	Tourance EXP Front	1815800	
110/80 R 19 M/C 59V TL	Tourance EXP Front	1715500	
110/80 R 19 M/C 59V TL	Tourance EXP Front H	1942500	New Honda XL 1000 V Varadero
21" 90/90 - 21 M/C 54S	Tourance EXP Front	1815900	
90/90 - 21 M/C 54V TL	Tourance EXP Front	1816000	
Tourance EXP Rear			
17" 120/90 - 17 M/C 64S	Tourance EXP	1816100	
130/80 - 17 M/C 65S	Tourance EXP	1816200	
130/80 R 17 M/C 65S TL	Tourance EXP	1816300	
130/80 R 17 M/C 65H TL	Tourance EXP	1816400	
140/80 R 17 M/C TL 69V	Tourance EXP	1938200	
150/70 R 17 M/C 69V TL	Tourance EXP H	1942600	New Honda XL 1000 V Varadero
150/70 R 17 M/C 69V TL	Tourance EXP M	1998700	New

TL = Tubeless



Properties	Effect	Consumer Use
Cap & base technology	Better absorption of road stresses	Stability on different terrain
Higher percentage of specific resins, special chemicals for efficient curing system	Performance lasting and outstanding grip	Fast warm-up and grip for intense pleasure in every exploration
More compact and continuous design	Safety feeling on wet surfaces and traction on light off road	Comfort, drainage and traction on every terrain

Copyright BMW AG

Tourance

Dual Purpose tyre developed and tuned for the big, modern street-oriented Enduro bikes

- Improved carcass structures for enhanced straight line stability at high speed with smooth rolling characteristics for long distance journeys
- Maximum mileage on the street and great traction also on light off-road surfaces thanks to the specific compound
- Great grip with light and precise handling make riding easier in all weather conditions



Size	Pattern	IP-Code	Special Version
Tourance Front			
19" 100/90 - 19 M/C 57S	Tourance Front	1012300	
100/90 - 19 M/C 57H TL	Tourance Front	1012400	
100/90 - 19 M/C 57H	Tourance Front U	1780000	HONDA XL700V TransAlp
110/80 R 19 M/C 59V TL	Tourance Front	1127800	
21" 90/90 - 21 M/C 54S	Tourance Front	1012500	
90/90 - 21 M/C 54H TL	Tourance Front	1012600	
Tourance Rear			
17" 120/90 - 17 M/C 64S	Tourance	1012200	
130/80 - 17 M/C 65S	Tourance	1209400	
130/80 - 17 M/C 65S	Tourance G	1706900	BMW 626 Scrambler
130/80 R 17 M/C 65S TL	Tourance	1086800	
130/80 R 17 M/C 65H TL	Tourance	1012000	
130/80 R 17 M/C 65H	Tourance U	1780100	HONDA XL700V TransAlp
140/80 R 17 M/C 69H TL	Tourance	1012100	
150/70 R 17 M/C 69V TL	Tourance	1127900	

TL = Tubeless



Enduro 1, Enduro 2

All-round dual purpose tyre dedicated to on-road riding but with satisfying performance on light off-road terrains for a wide usage range

- Tread pattern design with oriented knobs distribution for smooth running performance: total comfort and performance on-road
- Compound tuned for on-road riding: power transmission, fast acceleration and hard braking with reliable skid resistance on different grounds

Size	Pattern	IP-Code
Enduro 1 Front		
21" 2.75 - 21 45P	Enduro 1 Front	0138800
3.00 - 21 51R	Enduro 1 Front	0139400
Enduro 1 Rear		
17" 4.60 - 17 62Q	Enduro 1	0139500
18" 4.60 - 18 63R	Enduro 1	0139800
4.10 - 18 60P	Enduro 1	0138900

Size	Pattern	IP-Code
Enduro 2 Rear		
18" 4.00 - 18 64R	Enduro 2	0139200

Enduro 3 Sahara

Enduro tyre with very good on-road performance dedicated to the globetrotters always looking for fun riding no matter what the terrain is

- Dedicated tread compound perfectly combining safe on-road cornering grip and good off-road traction
- Tread pattern geometry designed for fast self-cleaning: stable and precise trajectories without skidding also on soft, muddy terrains
- Great handling with easy corner entry, stable cornering and high safety margins when riding at the limit

Size	Pattern	IP-Code
Enduro 3 Sahara Front		
21" 90/90 - 21 54S	Enduro 3 Sahara Front	0144100
90/90 - 21 54T TL	Enduro 3 Sahara Front	0142600
90/90 - 21 M/C 54H TL	Enduro 3 Sahara Front	1625800
90/90 - 21 54H	Enduro 3 Sahara Front	0143800
Enduro 3 Sahara Rear		
17" 120/90 - 17 64S	Enduro 3 Sahara	0143600
130/80 - 17 M/C 65S	Enduro 3 Sahara	0143900
130/80 - 17 65T TL	Enduro 3 Sahara	0142700
140/80 - 17 69H	Enduro 3 Sahara	0143700
18" 120/80 - 18 M/C 62S	Enduro 3 Sahara	0142900
140/80 - 18 70R	Enduro 3 Sahara	0801400
140/80 - 18 M/C 70S M+S	Enduro 3 Sahara	1635600
140/80 - 18 M/C 70H TL	Enduro 3 Sahara	1708400
4.00 - 18 64S	Enduro 3 Sahara	0143000

TL = Tubeless M+S = Mud + Snow



MCE Karoo (T)

Knobby tyre for high performing enduro bikes designed to satisfy both the most demanding travellers needs highlighting a strong off-road appeal

- Dedicated geometry and distribution of knobs perfectly combining reduced noise and enhanced braking stability especially with ABS braking systems
- Larger size and reduced height of knobs developed for higher traction and improved high speed resistance and mileage
- Top performance on-road: outstanding handling perfectly combined with a great cornering stability at all lean angles

Size	Pattern	IP-Code
MCE Karoo 2 (T) Front		
19" 110/80 - 19 M/C 59Q M+S TL	Karoo T Front	1631000
21" 90/90 - 21 M/C 54Q M+S TL	Karoo T Front	1614300
MCE Karoo (T) Rear		
17" 140/80 - 17 M/C 69Q M+S TL	Karoo T	1614400
150/70 - 17 M/C 69Q M+S TL	Karoo T	1631100
18" 140/80 - 18 M/C 70Q TL	Karoo T	1666900

TL = Tubeless M+S = Mud + Snow



MCE Karoo

Multipurpose off road tyre with maximal adaptability that makes everything possible: from the sand of desert rallies to the asphalt of road touring

- Knob distribution developed for impressive traction in off-road use together with great high speed stability on-road
- Handling characteristics with smooth corner entry and stable leaning for optimum control when cornering
- Excellent mileage capability even if used on-road and great adaptability to different bike's load conditions

Size	Pattern	IP-Code
MCE Karoo 2 Front		
19" 110/80 R 19 M/C 59R M+S TL	MCE Karoo Front	1205800
21" 90/90 - 21 M/C 54R M+S	MCE Karoo Front	1203100
MCE Karoo Rear		
17" 130/80 - 17 M/C 65R M+S	MCE Karoo	0887000
140/80 - 17 M/C 69R M+S	MCE Karoo	0887400
150/70 R 17 M/C 69R M+S TL	MCE Karoo	1205900
18" 140/80 - 18 M/C 70R M+S	MCE Karoo	0887300
150/70 R 18 M/C 70R M+S TL	MCE Karoo	1268800

TL = Tubeless M+S = Mud + Snow



ENDURO F.I.M.



Johnny Aubert
KTM Factory team / WEC E2

MCE 6 Days Extreme

Ultimate off-road tyre dominating the Enduro racing world developed with factory riders for your most extreme challenges

- New High Resistance Polyester carcass-material with X-ply construction for superior structural characteristics and excellent puncture resistance
- Knob distribution and geometry designed to offer outstanding grip and traction with high resistance both in dry and wet condition, from soft/loose terrains to hard
- World Enduro F.I.M. tyre



Size	Pattern	IP-Code
MCE 6 Days Extreme Front		
21" 90/90 - 21 M/C 54M M+S	MCE Six Days Extreme Front	1623700
90/100 - 21 M/C 57M MST	MCE Six Days Extreme Front	1706800
MCE 6 Days Extreme Rear		
18" 120/90 - 18 M/C 65M M+S	MCE Six Days Extreme	1623800
130/90 - 18 M/C 69M M+S	MCE Six Days Extreme	1907200 New
140/80 - 18 M/C 70M M+S	MCE Six Days Extreme	1623900
MCE 6 Days Extreme Hard Front		
21" 90/90 - 21 M/C 54M MST	MCE Six Days Extreme Hard Front	1744800

M+S = Mud + Snow
MST = Multi Service Tyre



MCE 6 Days Extreme MINI

The first professional set dedicated to young Enduro riders

- New carcass tailored on Mini Enduro bikes features for a perfect balance between weight and performance
- Racing compound ensures improved mechanical resistance for the best grip on different terrains

Size	Pattern	IP-Code
MCE 6 Days Extreme MINI Front		
21" 80/90 - 21 M/C 48M M+S	MCE Six Days Extreme Front	1734800
MCE 6 Days Extreme MINI Rear		
18" 110/80 - 18 M/C 58M M+S	MCE Six Days Extreme	1734900

M+S = Mud + Snow



Mika Ahola
HM Honda / WEC E1



Ivan Cervantes
KTM Factory team / WEC E3

Again World Champion



WEC - World Enduro Championship 2009

- Mika Ahola/HM-Honda
- Johnny AUBERT/KTM Factory team
- Ivan CERVANTES/KTM Factory team

Metzeler has won the E1, E2 and E3 classes of the 2009 WEC and many national title throughout Europe, proving again that the 6 Days Extreme tyre is the tyre-king of Enduro! More info, pictures and all former victories at metzelermoto.com



Ivan Cervantes
Johnny Aubert



MC 4

Motocross competition tyre for enhanced performance tuned for soft to medium terrains

- Excellent lateral stability and fast cornering, carving precise trajectories thanks to the intersected shoulder blocks
- Superb traction especially on soft, loose terrains for great accelerations out of corners
- Tread compound optimised for soft grounds featuring great stability especially when hard braking

Size	Pattern	IP-Code
MC 4 Front		
21" 80/100 - 21 51R	MC 4 Front	0967300
MC 4 Rear		
18" 100/100 - 18 (59) NHS	MC 4	0966900
110/100 - 18 (64) NHS	MC 4	0967000
19" 100/90 - 19 (57) NHS	MC 4	0967100
110/90 - 19 (62) NHS	MC 4	0967200

NHS = Not for Highway Service

MC 5

All-round motocross competition tyre tuned for "intermediate" terrains

- Great braking performance for late and hard braking entering into corner with high stability
- Strongly reinforced half shoulder blocks: maximised traction on different terrains ensuring effective acceleration even at full lean
- Great control when sliding into corners thanks to progressive contact feeling

Size	Pattern	IP-Code
MC 5 Front		
21" 80/100 - 21 M/C 51R	MC 5 Front	0930700
MC 5 Rear		
18" 100/100 - 18 (59) NHS	MC 5	0929900
110/100 - 18 (64) NHS	MC 5	0930000
120/100 - 18 (68) NHS	MC 5	0930200
19" 100/90 - 19 (57) NHS	MC 5	0930300
110/90 - 19 (62) NHS	MC 5	0930500

NHS = Not for Highway Service

MC 6

Motocross competition tyre for enhanced performance tuned for medium-hard to rocky terrains

- Tread pattern design optimised for great grip on medium-hard grounds, with reduced skidding even riding on stones or watered tracks
- Good self-damping allowing great trajectory precision, "flying" over stones and obstacles
- Maximum contact feeling in all conditions for constant grip during hard accelerations

Size	Pattern	IP-Code
MC 6 Front		
21" 80/100 - 21 M/C 51R	MC 6 Front	0930800
MC 6 Rear		
18" 110/100 - 18 (64) NHS	MC 6	0930100
19" 110/90 - 19 (62) NHS	MC 6	0930600

NHS = Not for Highway Service



Unicross

All-terrain motocross tyre, developed for excellent performance on the most various ground conditions

- Complete range DOT approved therefore suitable for road use and particularly suited for Enduro training
- High traction and adaptability in every condition, powering out of corners or climbing steep hills with great feedback and control
- Total lateral traction for great fun carving into corners, great knob resistance and damping

Size	Pattern	IP-Code	Note
UNICROSS Front			
21" 90/90 - 21 M/C 54M M+S	Unicross Front	1679000	
UNICROSS Rear			
18" 120/90 - 18 M/C 65M M+S	Unicross	1679100	
140/80 - 18 M/C 70M M+S	Unicross	1735000	

M+S = Mud + Snow

Winning tyre, "upgraded with spikes" at the Swedish round of the World Enduro Championship 2006, 2007 and 2008



Mousse

Metzeler mousse has been developed to replace the inner tube in off-road competitions together with Metzeler tyres. When fitted, a Metzeler mousse of the corresponding size provides an equivalent inflation pressure of 0.7bar +/-0.1. This means that particular attention has to be given to the tuning of the suspension system. Metzeler mousses are marked NHS meaning they must not be used on public roads. When fitting a mousse, the mounting lubricant gel must be spread on the whole inside of the tyre cover, avoiding the beads.



Size	Pattern	IP-Code	Note
MOUSSE Front			
20" 20 F/M	Mousse Metzeler	9110000	
21" 21 AI	Mousse Metzeler	9161800	
21A/I - E	Mousse Metzeler	9168100	New
MOUSSE Rear			
18" 18 D	Mousse Metzeler	9033600	
18 EI	Mousse Metzeler	9153900	
19" 19 B2	Mousse Metzeler	9056100	
19 CI	Mousse Metzeler	9161100	

NHS = Not for Highway Service

SCOOTER



Feelfree

The ultimate generation of sport-touring tyre for high performance scooters, meeting the highest standards of performance and safety

- Optimized wet performance, thanks to a high contact area and a dedicated contour to provide high-speed stability, outstanding cornering behaviour and excellent handling
- Excellent riding comfort, long mileage, even wear thanks to the compound and tread pattern design based on the same prizing motorcycle sport-touring tyres concepts
- The perfect premium fitment for the actual hi-performance scooters of all main manufacturers

Radial

Size	Pattern	IP-Code
Feelfree Front		
14" 120/70 R 14 M/C 55H TL	Feelfree Front	1816600
15" 120/70 R 15 M/C 56H TL	Feelfree Front	1816700
Feelfree Rear		
14" 160/60 R 14 M/C 65H TL	Feelfree	1816900
15" 160/60 R 15 M/C 67H TL	Feelfree	1816800

TL = Tubeless

X-Ply

Size	Pattern	IP-Code	Note
Feelfree Front			
12" 110/90 - 12 64P TL	Feelfree Front	1660000	
120/70 - 12 51P TL	Feelfree Front	1823500	
13" 110/90 - 13 M/C 56P TL	Feelfree Front	1755200	
14" 120/70 - 14 55S TL	Feelfree Front	1659500	
120/80 - 14 58S TL	Feelfree Front	1660300	
15" 120/70 - 15 M/C 56P TL	Feelfree Front	1823700	
16" 100/80 - 16 50P TL	Feelfree Front	1659700	
110/70 - 16 52P TL	Feelfree Front	1659800	
110/70 - 16 52S TL	Feelfree Front	1677800	
Feelfree Rear			
12" 130/70 - 12 62P TL	Feelfree	1660100	
140/70 - 12 65P Reinf TL	Feelfree	1823600	
13" 150/70 - 13 64S TL	Feelfree	1660200	
130/70 - 13 M/C 63P Reinf TL	Feelfree	1755300	
14" 140/70 - 14 M/C 68P Reinf TL	Feelfree	1823800	
150/70 - 14 66S TL	Feelfree	1659600	
16" 120/80 - 16 60P TL	Feelfree	1660400	
130/70 - 16 M/C 61P TL	Feelfree	1823900	
130/80 - 16 64P TL	Feelfree	1659900	
140/70 - 16 65P TL	Feelfree	1660500	

TL = Tubeless



Feelfree Wintec

The industry's first cold weather tyre designed for more safer winter scooter riding

- New replacement sizes for several common 50-250cc scooters
- "Cold and wet" high performance compound: excellent grip in wet and cold conditions, no matter the outside temperature.
- Sipes application for fast warm up and incredible contact feeling
- Tread design with motorcycle bike technology development for enhanced drainage and wet safety feeling

Size	Pattern	IP-Code	Note
Feelfree Wintec Front			
10" 120/90 - 10 57P M+S TL	Feelfree Wintec Front	1976400	New
12" 120/70 - 12 51P M+S TL	Feelfree Wintec Front	1976000	New
13" 130/60 - 13 M/C 53P M+S TL	Feelfree Wintec Front	1976200	New
14" 120/70 R 14 M/C 55H M+S TL	Feelfree Wintec Front	1777200	
120/80 - 14 M/C 58S M+S TL	Feelfree Wintec Front	1870500	
15" 120/70 - 15 M/C 56P M+S TL	Feelfree Wintec Front	1870600	
120/70 R 15 M/C 56H M+S TL	Feelfree Wintec Front	1777300	
Feelfree Wintec Rear			
10" 130/90 - 10 61P M+S TL	Feelfree Wintec	1976500	New
12" 130/70 - 12 62P M+S REINF TL	Feelfree Wintec	1976100	New
13" 130/60 - 13 M/C 60P M+S REINF TL	Feelfree Wintec	1976200	New
150/70 - 13 M/C 64S M+S TL	Feelfree Wintec	1870700	
14" 140/70 - 14 M/C 68P M+S Reinf TL	Feelfree Wintec	1870800	
160/60 R 14 M/C 65H M+S TL	Feelfree Wintec	1777500	
15" 160/60 R 15 M/C 67H M+S TL	Feelfree Wintec	1777400	

TL = Tubeless

ME 7 Teen

Short sidewall scooter tyre developed for daily commuting in the urban jungle

- Good grip and easy handling for high riding performance especially in urban areas
- All season compound developed for effective water drainage and great performance in all weather conditions

Size	Pattern	IP-Code
ME 7-Teen Front/Rear		
10" 100/80 - 10 53L TL	ME 7 Teen	0930900
120/70 - 10 54L Reinf	ME 7 Teen	0931100
110/80 - 10 58L TL	ME 7 Teen	0931000
120/90 - 10 66L TL	ME 7 Teen	0931300
130/90 - 10 61L TL	ME 7 Teen	0931400
130/70 - 10 59L Reinf	ME 7 Teen	1203000
11" 120/70 - 11 50L TL	ME 7 Teen	0967400
130/70 - 11 60L Reinf	ME 7 Teen	0967500
12" 110/90 - 12 64L TL	ME 7 Teen	0967800
120/70 - 12 51L TL	ME 7 Teen	0893800
130/70 - 12 56L TL	ME 7 Teen	0931600
130/70 - 12 62L Reinf	ME 7 Teen	1030800
140/70 - 12 60L TL	ME 7 Teen	0967600
110/100 - 12 67L TL	ME 7 Teen	0967700
13" 120/70 - 13 M/C 53L TL	ME 7 Teen	0931700
130/60 - 13 M/C 53L TL	ME 7 Teen	0893900
140/60 - 13 M/C 57L TL	ME 7 Teen	0931900

TL = Tubeless





Metzeler Wintec is the new German technology based on tread pattern, compound and structure; specifically optimized for wet and cold conditions and without affecting any dry or warm performance.

It represents a modification of the habits and seasonality of urban vehicles, developing a special product with which it is possible to face variable weather and to create a new concept of mobility.

From the end-user point of view, the benefits can be translated on, stability, handling and high contact feeling, along with a secure feeling even in bad weather and road conditions.

Unique Tread Design

Sipes offer the best traction in wet conditions (center of the pattern) and contact feeling when turning (shoulders).

The shapes of the sipes have been engineered for assuring fast warm up time without inducing too much movement of the tread.

Compound

A proper patented process of mixing compounds allows adding properties of three different polymers with different glass transition temperatures.

This new patented technology ensures wet grip in very cold conditions (-10°C) and at the same time good mechanical resistance.

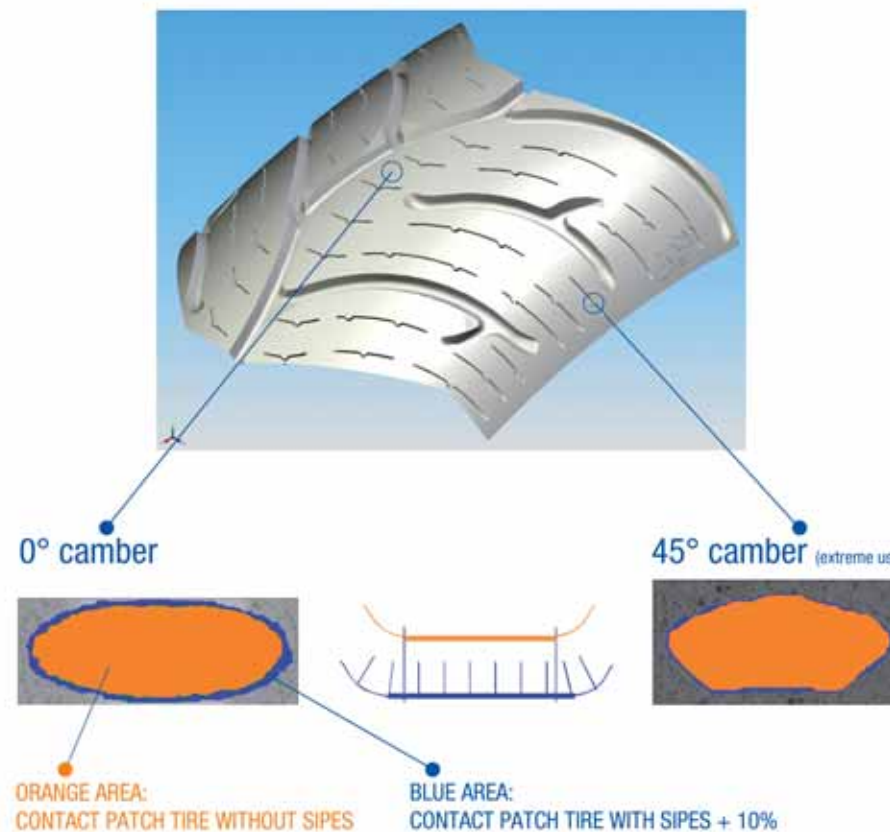
Summary of Key Characteristics

- Tread pattern design optimized to increase traction, grip and reduce the risk of aquaplaning
- Compounds characterized by incredible chemical grip and fast and uniform warm up
- Tyre profile engineered for ensuring maximum stability in all load conditions
- Carcass developed to accelerate warm up time of the tread compound

Metzeler has created not only a new product but a new way of use.

Metzeler Feelfree Wintec was the first application of this new concept: the first high performance radial cold weather tyre in the market place.

SIPES INCREASE CONTACT PATCH



Scooter/Moped

Complete range dedicated to the 50 to 250 cc capacity bikes and scooters, developed exploiting the experience of motorcycle products. Different pattern design and structures tuned for different models, focusing always on:

- Light handling and precise steering response provided through "single"-radius contour design
- Comfortable riding combined with high mileage and uniform wear thanks to the resistant yet flexible Nylon structure
- Good grip both in dry and in wet conditions allowing safe and fun riding of your scooter in the urban jungle

ME 1

Size	Pattern	IP-Code
ME 1 Front/Rear		
10" 3.00 - 10 50J Reinf TL	ME 1	0557600
3.50 - 10 59J Reinf TL	ME 1	0558000
90/90 - 10 50J TL	ME 1	0557200

TL = Tubeless

ME 5

Size	Pattern	IP-Code
ME 5 Front/Rear		
10" 100/90 - 10 61J Reinf	ME 5	0123900

TL = Tubeless

MO 1

Size	Pattern	IP-Code
MO 1 Front/Rear		
16" 2 3/4 - 16 46J Reinf	MO 1	0555700
17" 2 3/4 - 17 47J Reinf	MO 1	0556000
2.50 - 17 43L Reinf	MO 1	1016200

MO 90

Size	Pattern	IP-Code
MO 90 Front/Rear		
16" 2 1/4 - 16 38J Reinf	MO 90	0968000





Steel radial

Innovative belt structure, with a single ply of steel bandinas wrapped at 0° around a radial carcass. Patented technology by Metzeler for both front and rear high performance tires. Steel features a higher stiffness than textile and this allows the reduction of the tyre weight. Steel radial belt reduces the dynamic deformation of the tire under centrifugal forces giving the tyre an excellent high-speed stability. Thanks to the more uniform heat distribution, mileage is increased and wear characteristics are more uniform.



MAW

"Metzeler Advanced Winding" patented winding system for optimum spacing between the bandinas of the 0° steel belt. Depending on the cross section position, the steel cords are wound with differentiated spacing. On both front & rear tire they're wider in the crown area for more elasticity and self damping, closer in the areas involved in mid leans for improved stiffness during fast cornering. On the shoulder area, but for the rear only, they're again wider for safe feedback and control at grip limit.

Range: Racetec, Sportec M3, Sportec M5, Roadtec Z6 Interact, Roadtec Z6, ME Z4, ME 880, Tourance EXP, Tourance, MCE Karoo

Range: on all our steel belted tires

Bias tyre

Also indicated as conventional or x-ply tyre. The structure of this tyre is made of a carcass where, depending on the different speed and load specifications, two or more layers are overlapped. Each layer is made of textile cords coated into rubber and the overlap angle is designed in order to confer the tyre the required dynamic characteristics.

BIAS TYRE



Your guide to Metzeler's Technology

A closer look at Metzeler Motorcycle Technology



Multiple radius contour

Engineering technology for contour design dedicated to high performance riding. The contour curvature is differentiated between crown and shoulder area, in order to provide most intuitive and effective handling and grip characteristics. The crown and shoulder areas feature a sharper radius for faster and more precise handling (crown) and safer stability limit feedback (shoulder). A wider radius characterizes the side area, ensuring a larger contact patch for cornering stability.



MBS

"Metzeler Belt System" is the patented technology by Metzeler for diagonal belt on conventional tires. This modular-like construction technology really allows tuning each single size to the specific needs of the bikes for superior stability. This means that weight and performance of the tire are specifically developed for classic powerful bikes, enhancing their dynamic performance.



MBS- Radial

This symbol identifies a tire with radial carcass and diagonal belt, realized with the MBS technology. The radial carcass allows building a low section tire for enhanced cornering stability and reduced weight, while the diagonal belt limits the tire deformations for high speed performance.



Single radius contour

Specific tire contour developed for Custom-Touring bikes, characterized by a very smooth design. Bike specific profile, especially for heavy models. The wide crown area ensures great comfort and stability at all speed, thus maintaining very high mileage characteristics. The round side area of the contour provides very linear and easy handling.



CMT

Advanced design technology of tyre contour tuned on high performance riding style on modern bikes. Front and rear tyre profile matching is optimized through the combination of different profiles, each of them optimized for a single lean angle. The final contour design of the set features the best performing behaviour for every riding style and all modern bikes: predictability, grip limit feedback and cornering stability.



FCM

"Fine Carbon Matrix" compound structure. This new compound has been obtained using the last generation of high-performance raw materials for a quicker adaptability to a wider range of conditions, going from cold to warm, from wet to dry. This new structure ensures highest level of grip both in dry and in wet conditions, thus maintaining extremely high mileage characteristics.



Dura Sil

Latest generation of hi-performance compound, with high Silica content and new reinforcing elements to give better stiffness and superior mechanical resistance. This new compound has been developed to guarantee a fast and efficient adaptability from cold to hot, dry to wet, normal road to racetrack use with high durability.



Interact

Multi Zone Tension.

Modular steel string winding tension: the performance of the compound depends on the stiffness of the structure. Performance exactly where needed for maximum adaptability to different riding styles.



Wintec

Sipes application for fast warm up and incredible contact feeling with a compound designed to work perfectly at low temperatures. The Wintec technology allows to ride 12 months a year in safe conditions without compromising the performances.

Range: Racetec Wet, Racetec Rain, ME Z4, Lasertec

Range: Lasertec, ME 880, ME 88, ML 2

Range: ME 880, Tourance EXP, Tourance

Range: ME 880, Perfect ME 22, Perfect ME 11, Perfect ME 77, ME 88, ML 2, Block C, Block K

Range: Racetec, Sportec M5, Sportec M3, Roadtec Z6 Interact, Roadtec Z6

Range: Roadtec Z6 Interact, Roadtec Z6

Range: Sportec M5, Sportec M3

Range: Sportec M5, Roadtec Z6 Interact, Racetec

Range: Feelfree Wintec

Bias-belted tyre

The structure of those tyres is realized with a conventional carcass and a belt made of two or more crossed layers. The difference between carcass and belt is given by the different goals that they have to fulfil and consequently the different materials that are used: the belt is made mainly from Aramide and it's function is reduce the dynamic deformation caused by centrifugal forces, while the carcass has to mainly give the tyre its stiffness and load carrying capacity.



BIAS - BELTED TYRE



Belted tyre with radial carcass

The main difference of the bias-belted tyre is given by the structure of the carcass that in this case is radial. This means that its cords are wrapped radially around the tyre, from one bead to the other. In this way low-section tyres can be realized, giving big advantages in terms of cornering stability, reduced weight and high-speed performance. Its extremely high rigidity and the possibility to tune the winding spacing giving a differentiated stiffness distribution from shoulder to crown.



BELTED TYRE WITH RADIAL CARCASS (90 DEGREES)



0° steel belt tyre with radial carcass

Patented technology by Metzeler realizing the structure of both front and rear tyre using a radial carcass and a single layer belt made of steel. Considering the rolling direction of the tyre, the belt is wound circumferentially around the carcass giving an angle close to 0°. The advantages coming from the use of steel are its extremely high rigidity and the possibility to tune the winding spacing giving a differentiated stiffness distribution from shoulder to crown.



0° - STEEL BELTED TYRE WITH RADIAL CARCASS (90 DEGREES)



Tyre Safety Maintenance and Mounting Advice

TYRE PRESSURE

Always inflate the tyre to the correct pressure. Be sure to check cold inflation pressure frequently, i.e. once a week. Although most motorcyclists love to work on their bikes, they seldom remember to check tyre pressures. Correct tyre pressure, however, is critical for safe handling. Overinflation or extreme tyre pressure will impair your riding comfort and decrease the contact of the tyre with the road. Underinflation or too little air pressure will result in poor handling and the bike will be inclined to "wander". Improper and insufficient tyre pressure will also cause rapid tyre wear, an increase in fuel consumption, lower top speed, and provide less control. Remember to check the inflation pressure of your tyres weekly. You will find the correct pressure in the operating manual of the motorcycle. The manufacturer's information are the minimum values only. With luggage or with a second rider the rear tyre needs an extra 0,2 bar, and for high speed riding the pressure of the front tyre should also be increased by 0,2 bar.

Attention: When the recommended pressure has been changed for use off-road (race track, off-road), it must be reset to the correct value before riding on the street.

CAUTION

To avoid the danger of air leakage, use only balancing weights which are approved by the motorcycle manufacturer, e.g. spoke nipple weights, lead wire or self adhesive rim weights. We do not recommend the use of liquid balancers or liquid balance/sealers. PIRELLI does not guarantee tyres into which these have been injected.

DIFFERENT CONSTRUCTIONS

We have three distinct construction types: Bias tyres ("-"), bias belted tyres ("B"), and radial tyres ("R"). The tyre's ability to carry side and peripheral forces differs for each distinct construction type. Therefore, a combination of different construction types can influence the motorcycle's performance. Only the tyre combinations listed in the motorcycle manufacturers fitment charts are allowed.

DIFFERENT PATTERNS

PIRELLI offers both front and rear tyres in different profiles and for different types of use, so that the front and rear tyres can complement each other. It is not allowed to fit, for example, a street tyre with an off-road tyre.

DYNAMOMETER USE

Dynamometer measurements place extreme loads on tyres. It is possible that damage, often invisible, can be caused during the testing which can lead, under certain conditions, to a failure later. Motorcycle tyres that have been used on a dynamometer must not be used later on the road.

FRONT AND REAR BRAND

Using different brands of front and rear tyres simultaneously may cause problems. Regrettably, we cannot test METZELEER tyres in combination with all our competitors' tyres, and therefore, we urge you - for safety reasons - to use METZELEER tyres on both the front and rear.

LIQUID SEALANTS

We do not recommend the use of liquid sealants. Liquid sealants are a form of temporary repair which can adversely affect ply material and hide any secondary damage caused by the penetrating object.

LOAD CAPACITY

Tyres are offered in different load carrying capacities. It is extremely important not to exceed the max. load rating. You must take the weight of the motorcycle, the weight of any optional equipment, as well as the weight of a passenger into consideration before determining what the "Load Capacity" of your tyres should be. A tyre's load carrying ability can be reduced by underinflation. Before travelling, you must calculate the total weight (luggage, equipment, passengers) to be added to the motorcycle.

NEW TYRES - NEW TUBES

METZELEER tubes fit with METZELEER tyres. Tubes are a vital part of the tube-type wheel assembly. They should be handled with care. A new tube should be fitted at the same time that a new tyre is fitted. An old stretched tube fitted into a new tyre, can cause it to crease and fail. Always make sure that your tyre size is printed on the tube, thereby ensuring that you have the correct tube size.

NEW TUBELESS TYRES - NEW VALVES AND VALVE STEMS

When fitting a new tubeless tyre onto the tubeless-type rim of your motorcycle you should always use a new valve. We highly recommend this because the body of valves used in tubeless rims are made out of a rubber material, which will harden and age with the time. The aging and hardening process is accelerated when the valve comes into contact with oil, ozone and other hostile elements. When braking or accelerating, the valve is bent by dynamic forces. An old valve could brake under such forces and cause a sudden air loss. PIRELLI recommends the use of short valve stems. At high speeds the strong centrifugal forces work on the valve and the tension of the spring. The air pressure is not sufficient to keep the valve closed. Due to smaller mass of short valve stems (compared to long valve stems) the valve remains closed at high speeds.

METZELER TUBELESS TYRES

When installing a tube in a PIRELLI tubeless tyre, never tighten the valve stem lock nut until the tyre is properly seated and inflated to the proper riding pressure. Whenever you install a tube, be sure not to pinch the tube and remember to dust the tube with talcum powder. Always use a valve cap.

RADIAL TYRES

The fitment of tubes in radial tyres is possible under certain specific conditions. Please consult directly with METZELEER before installing a tube in a radial tubeless tyre. It is not recommended to fit a tube in a Radial Tubeless tyre marked "ZR".

REPLACING A WORN TYRE

Remember, precise matching of front and rear tyres is necessary to obtain optimum performance and handling. When fitting a new front tyre, check the wear on the rear tyre. A new front tyre combined with worn rear tyre may cause instability. Please bear in mind that many other factors can affect the handling of a motorcycle, including the weight and height of the rider, and the addition of luggage of fairings. Please consult the motor-cycle manufacturer before making non standard modifications.

RIMS

The section "Technical Data" informs about all the permitted rims for that size; the one written in bold is the suggested one. Motorcycle tyres must be fitted to motorcycle rims only. New tyre marking description foresees the M/C symbol on the sidewall to identify tyres that can be fitted on motorcycle rims only. The correct rim width is important for handling characteristics and stability. Fitting a tyre to a too narrow or wide rim changes the tyre profile and gives a negative effect to the overall tyre performance.

RUN-IN

In order for your new tyres to provide optimum performance, all new tyres should be ridden very cautiously for the first 100-200 kms. Immediately after new tyres are mounted, sudden acceleration, heavy braking, and hard cornering must be avoided until the 100-200 kms run-in period is completed.

SPEED RATINGS

The speed index (S) indicates the maximum speed the tyre is homologated for. Even if METZELEER tyres allow high speed performance ability, we do not recommend the use of any of our products in excess of legal speed limits. Tyres can have the same pattern and size, but a different speed rating, this is due to the tyre construction and therefore they will perform differently. When selecting your new METZELEER motorcycle tyres, be sure to choose the right speed rating. Before buying, consult the fitment chart and the technical data in your METZELEER manual or call us directly. Maximum speed capability varies from size to size, but is always equal to or greater than that of the original equipment tyres when fitted in accordance with METZELEER recommendations. The use of a tyre with a higher speed rating (e.g. "H" instead of "S") is allowed only if it is listed in the fitment chart. Especially in cases where the speed rating exceeds 210 km/h, the METZELEER recommendations must be respected.

SUFFICIENT CLEARANCE

Before installing wheels/tyres onto your motorcycle be sure to check clearances. Indicated sizes will vary between brands and models. Remember to consult the motorcycle manufacturer before you decide to mount sizes other than those specified in this booklet. The physical dimensions must provide for adequate clearance fenders, swing arm etc. If you increase the tyre size, it may be necessary to increase the width of the rim as well. If you increase the tyre size and/or rim width, it is very important to rotate the wheel and examine it closely for ample clearance. Please refer to our "technical data" section for more information on the dynamic radius of the tyre.

TUBELESS TYRES

Tubeless tyres require a special bead seat, because the beads have to form an airtight seal on the rim. Not all cast wheels, aluminium or magnesium, are suitable for tubeless tyre fitment. Do not mount tyres without tubes, unless the wheel manufacturer recommends it. If a tube is inserted, it is then possible to fit a tubeless tyre to a tubetype rim.

TYRE MOUNTING - IMPORTANT INFORMATION

WARNING

These tyres are only to be used on vehicles for which motorcycle tyres were originally stipulated by the manufacturer. Any other use can be dangerous. Check if the tyre has directional arrows. If it does, you must mount the tyre so that the arrow points in the direction of rotation. Some PIRELLI tyres have a red dot on the side wall. This indicates the lightest point, and should be positioned next to the valve. To de air or lubricate the bead, use tyre mounting lubricant or soapy water. To seat the bead: remove the valve stem core and inflate the tyre. For safety reasons do not inflate motorcycle tyres to more than 40 psi (2,8 bar); for scooters tyres do not exceed 150 % of the indicated maximum pressure. Be sure to reinstall the valve stem core and inflate the tyre/tube to the recommended riding pressure. Check the bead control lines for proper seating. If the beads are not properly seated, you will have to deflate the tyres/tubes and repeat the above procedure.

TREAD DEPTH

Legally the tyre has to be changed accordingly to the national law.

METZELER recommends changing tyres when the remaining tread depth is below 2 mm.

REGROOVING

It is not permitted to regroove or cut the tread pattern of motorcycle tyres, as this might affect negatively the riding performance and safety.

SPEED CATEGORIES - SPEED SYMBOL

Code letters	km/h	mph
B	50	31
C	60	37
D	65	40
E	70	44
F	80	50
G	90	56
J	100	62
K	110	68
L	120	74
M	130	81
N	140	87
P	150	93
Q	160	100
R	170	106
S	180	112
T	190	118
U	200	124
H	210	130
V/VB	up to 240	up to 149
(V)/(VB)	over 240	over 149
W	up to 270	up to 168
(W)	over 270	over 168

LOAD CARRYING CAPACITIES - LOAD INDEX

LI	kg	lbs
20	80	176
21	82,5	182
22	85	187
23	87,5	193
24	90	198
25	92,5	207
26	95	209
27	97	214
28	100	220
29	103	227
30	106	234
31	109	240
32	112	247
33	115	254
34	118	260
35	121	267
36	125	276
37	128	282
38	132	291
39	136	300
40	140	309
41	145	320
42	150	331
43	155	342
44	160	353
45	165	364
46	170	375
47	175	386
48	180	397
49	185	408
50	190	414
51	195	430
52	200	441
53	206	454
54	212	467
55	218	481
56	224	494
57	230	507
58	236	520
59	243	536
60	250	551
61	257	567
62	265	584
63	272	600
64	280	617
65	290	639
66	300	661
67	307	677
68	315	694
69	325	716
70	335	739
71	345	761
72	355	783
73	365	805
74	375	827
75	387	853
76	400	882
77	412	908
78	425	937
79	437	963
80	450	992
81	462	1019
82	475	1047
83	487	1074
84	500	1102
85	515	1135
86	530	1168
87	545	1202

Tyre Safety Maintenance and Mounting Advice

TYRE REPAIR

Tubeless tyres: Due to the specific regulations of different national governments, we can not give a general recommendation regarding tyre repair. Please refer to your distributor for information on your country's regulations. In case you are allowed to repair a tyre, we recommend that you repair only small punctures which are restricted to the tread area, by using a mushroom head type plug. The repairer is solely responsible for the repair and any instructions given to the user concerning the repaired tyre. Repaired tubeless tyres should never be used with a tube. **Tubetype tyres:** Tube repair is not permitted. Punctured tubetype tyres must have a new tube fitted. If punctured, in addition to having the replaced, the tyre and the rim have to be inspected by an expert. The puncture in the tyre should be repaired by a local vulcanisation, executed by a tyre repairer, so as to prevent moisture from attacking the tyre casing. The repairer is solely responsible to the user for the repair and any inspection of the repaired tyre.

TYRE SELECTION

When choosing your new PIRELLI motorcycle tyres, you must make sure that they meet the requirements of your motorcycle and that they are suitable for the types of road you intend to ride on. If you cannot find your brands or model in our "Fitment Guide", please contact us before you have your tyres fitted.

VALVE CAPS

Centrifugal forces work on the valve stem. At high speeds they have the same effect as pushing on the valve with your finger. The tyre can deflate. The valve cap is the only part preventing it. Normally this phenomenon happens only at very high speeds. But an old or low quality valve stem can open at speeds lower than 200 km/h. Therefore the cap should always be tightly closed. METZELER suggests the use of airtight metal caps with rubber seal.

VEHICLE FITMENT AND SIZE MATCHING

When choosing tyres always make sure that the selected tyres has: a load capacity which is never lower than the maximum permitted load for the wheel on which the tyre is to be fitted (front - rear), including the passenger, luggage and accessories;

- a maximum speed higher than the approved maximum speed of the motorcycle at the maximum load which is designed to carry;
- an external diameter very similar to that of the original set of tyres;
- a section width which does not interfere with the mechanical parts of the vehicle under any running conditions, especially at high speeds;
- high performance motorcycles should be fitted with front and rear tyres of a compatible type in order to avoid dynamic instability.

NOTE:

Variations of tyre size from those indicated by vehicle manufacturers, even if technically possible, must be in accordance with existing local regulations.

WHEEL ALIGNMENT

Be sure to align your wheels every time the rear wheel is removed or the chain adjusted. Every rotation of an incorrectly aligned wheel results in additional tread wear, decreases tyre mileage, and affects steering and concerning.

WHEEL BALANCING

Elastic bodies like tyres, cannot be constructed in a perfect, circular form, with perfect balance.

Therefore, be sure to balance a new tyre after installing it. There are two ways to balance a tyre: static and dynamic balancing. Static balancing can be performed without rotating the wheel, and also measures the deviation of masses with respect to the wheel's center plane. METZELER recommends dynamic balancing for rims over 2,5 inches in width.

STORAGE INSTRUCTIONS

Receipt of tyres – Area of conservation

In bad weather conditions, unloading at the time of receipt must be carried out in a covered area; in any event, if water is found inside the tyres, this must be removed immediately. Unloading must not be carried out by dropping the tyres or by any other method which could damage the quality or visual aspect of the tyres. Tyres must not be moved by inserting the forks of a fork lift truck through the center of a tyre which could damage the bead area. Tyres must be stored inside a clean, dry and ventilated area, protected from direct sunlight or other source of artificial light (illumination must be realized with lamps of low ultraviolet and infrared emission). In the case of temporary external storage, the tyres must be covered (eg. with an impermeable opaque material) and protected from contact with water and humidity.

Temperature

The storage temperature must be less than 35°C and preferably less than 25°C. A temperature greater than 50°C, especially if stock rotation is not sufficient, can result in accelerated forms of deterioration, such as to reduce the duration in use of the tyre. Avoid contact with heaters and radiators. Very low temperatures in the storage area are not in themselves damaging, but can provoke rigidity of the tyre. In this case, they must not be deformed during movement or fitting. If they are destined to be used immediately they are released from storage, it is necessary to keep them for a few hours in an area with a temperature of approximately 20°C.

Oxygen, ozone and chemical substances

Appliances which generate ozone must not be introduced into the storage area, also gas and vapors from combustion which can generate ozone via photo-chemical processes must be excluded from the area. Neither the area or the equipment in the storage location must present traces of solvents, inflammable materials, lubricants, chemical products, acids, disinfectants, rubber solutions, etc. which could prejudice not only the visual aspect but also the characteristics of the product.

Deformation

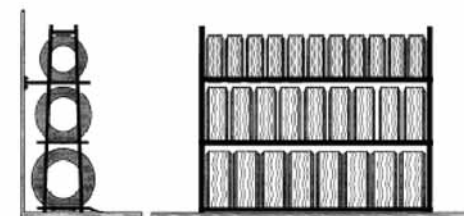
Tyres must not be submitted to any deformation due to tension or compression.

Criteria for storage

Storage for long periods

Fig. 1

The best method for storage is vertically in rows of one tyre high, on racks, positioned at least 10 cm from ground level, with the sidewalls positioned vertically, so that the profile is not altered (fig.1).

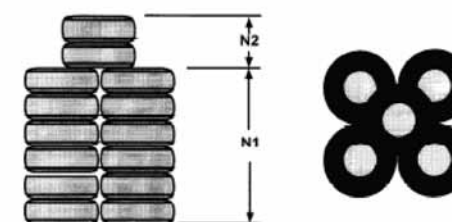


The vicinity or stacking of other racking or pallets must not deform the profile of the tyres. The number of tyres per row must be such as to not compromise the sidewalls.

Short term storage

Fig. 2

Up to 4 weeks, tyres can be stored in stacks, one on top of the other, preferably on a fixed rack or on stackable pallets, periodically reforming the stack inverting the order of the tyres. In all cases when tyres are stored in stacks, it is necessary to ensure that there is no partial misplacement from the vertical plane, in order to avoid any permanent deformation of the lower tyres in the stack. Motorbike and scooter tyres cannot be stacked for storage.



Inner tubes and valves

Whether inner tubes are supplied by the producer in single boxes, large boxes or wrapped in plastic film, it is always preferable to maintain the original packaging.

In alternative they can be stored also slightly inflated, inserted within the tyre, or piled deflated, up to a maximum height of 50 cm, on racking shelves with a closed base, accurately avoiding that the valve can damage the surface of the tube when squashed under the pressure of their own weight. Ensure that the tubes do not overlap the edge of the plane on which they are stored to avoid accidental laceration.

It is not recommended to store on slatted pallets because the pressure applied to the tubes will not be uniform..

Do not hang inner tubes during storage.

Valves should be stored in their packaging in a clean, well ventilated and dry location.

Flaps

Flaps should preferably be placed within the tyre together with the inner tube. If they are stored separately, they should be placed horizontally, in a pile on a shelf, protected from dust, grease, humidity, ozone and direct sunlight.


To avoid deformation and stretching they must not be hung up in any way.

Stock rotation

The storage location must be organized in such a way as to guarantee constant stock rotation, limiting to the minimum the storage period of the tyres. Products which enter storage first must be the first to leave. First in, first out.

Marking and Designation System

MOTORCYCLE TYRE SERVICE DESCRIPTION EXAMPLE



TYRE SIZE

Various tyre size designations have been introduced over time as follows:

Conventional tyre designation

e.g.: 2.75 - 17, 3.50 - 18, 4.00 H 18
4.00 - 18 64 H, 3.25 - 19 54 V

Millimetric designation

e.g.: 110/90 - 18, 130/80 - 18, 110/90 - 19

TYRE CONSTRUCTION

The term "tyre construction" differs between the various structure assemblies:

Bias tyres

Bias tyres – also called "conventional tyres" are designated by a dash in the size designation, e.g.: 3.50 - 19, 23/4 - 17, 3.25 - 21

Bias-belted construction

Bias tyres reinforced with a diagonal belt construction, also called bias-belted tyres, are designated by the letter "B" in their size designation, e.g.: 140/80 VB 17, 150/80 VB 16 V250

Radial-belted construction

These tyres called "Radials" have code letter "R" in the tyre designation,

e.g.: 140/80 R 17 69 H, 160/60 ZR 18

Please refer to the "Construction" section for more detailed informations regarding the different structures.

LOAD CAPACITY

The maximum load in lbs is written on every

METZELER street tyre together with the

corresponding maximum cold inflation pressure in psi. In the tyre service description in accordance with the new tyre designation the maximum load is also given through the load index code.

Please refer to the conversion table in the "Riding Safety" section for translation of load index to real kg-load/lbs-load. Some tyres show in the service description the additional markings "reinf." which is equivalent to "6 PR" or "Load Range C" and indicates a reinforced structure for an increased load capacity. This higher load is already contained in the maximum load inscription. For higher than indicated load capacities in the case of reduced speed consult METZELER.

SPEED INDEX

The max. permitted speed for a tyre is indicated by a specific speed index-code (Please refer to the "Riding safety" section for conversion of speed index-code into real km/h or mph). For tyres suitable for speeds above 210 km/h (130 mph) the actual max. speed is indicated in the technical data part.

TYRE SPEED CATEGORY

The notion "speed category" differentiates the tyres for motor-cycles according to their maximum permissible speed.

ADDITIONAL MARKINGS

The markings on the sidewall of the tyres have to appear due to legal descriptions of various countries. Tyre data in English language, e.g. load in lbs, inflation pressure in psi apply only to countries where legal prescriptions as per DOT-standard are in force. Please refer to the complete marking explanation (refer to "Other markings" section) for a more detailed overview of the different tyre marks.

OTHER MARKINGS

Metzeler
Roadtec Z6
Steel radial

= Brand name

= Product line name

= Specification of construction typology

180
55

= nominal section width in mm
= aspect ratio: this percentage value identifies the ratio between tyre section height and nominal width.

ZR

This is not indicated when the section width is expressed in inches
= code identifying tyre construction technology ("-" : bias, "B" : bias-belted, "R" : radial)

17

= nominal rim diameter size expressed in inches

M/C

= Motorcycle in abbreviated form. Needed to differentiate motorcycle tyres and rims from those designed for other vehicles.

73

= load index code identifying the max permitted load. Please refer to conversion table for values in kg / lbs

W

= speed index code identifying the max permitted speed. Please refer to conversion table for values in km/h – mph

TL

= Tubeless. This tyre doesn't need a tube. Please consult the "safety" section regarding the use of tubes in tubeless tyres

Made in Germany
Arrow

= indicates where the tyre has been produced

= The arrow indicates the rotation direction of the tyre accordingly to its fitting position (front or rear) in case a rear tyre is fitted on a front wheel, the tyre has to be fitted reverse to the rotating direction indicated on the sidewall. Fitment of front tyres on rear wheel is not permitted.

Driving wheel

= specifies that the rotating direction is referred to the traction wheel (rear)

EX

= code identifying the country where the tyre has been homologated

75R-xzy
Max. load

= ECE homologation code
= specification of the max permitted load on the tyre at the specified inflated pressure in cold conditions

DOT

= Department Of Transportation. This indicates that the tyre conforms the regulations issued by the transportation dept's in USA and Canada

3403

= the first 2 numbers identify the week (34th) and the last 2 the year (2003) in which the tyre was produced

Tread/Sidewall

= specification of the number of plies used for carcass and belt and the correspondent material used

TWI

= Tread Wear Indicator. Identifies those indicators located into the main grooves that appear when the tread depth is reduced to 0,9 mm approx

Fitment / Technical Data

Motorcycle Fitment	56
Scooter Fitment	152
Moped Fitment	170
Technical Data	172
Technical Data Offroad	179
Technical Data Scooter/Moped Tyres	181
Comparative Chart	184
Load Capacity Charts	185
Tube and Valve Fitment Chart	187
Special Tyres	192
Footnotes	193



MANUFACTURER	TYPE	Footnotes	FRONT TYRE			REAR TYRE			Inflation Pressure (bar)		
			IP-code	Size	Metzeler-Tread Pattern	IP-code	Size	Metzeler-Tread Pattern	Front	Rear	
APRILIA	Street										
MX 125 (Supermoto) '04	TZ		1590200	110/70 ZR 17 M/C 54W TL	Sportec M3	1590700	150/60 ZR 17 M/C 66W TL	Sportec M3	-	-	
RS 125 Extrema, Replica	GS		1530300	110/70 - 17 M/C 54H TL	Lasertec Front	1532600	130/70 - 17 M/C 62H TL	Lasertec	2.00	2.10	
		12	1590200	110/70 ZR 17 M/C 54W TL	Sportec M3	1590700	150/60 ZR 17 M/C 66W TL	Sportec M3	2.00	2.10	
		10	1530300	110/70 - 17 M/C 54H TL	Lasertec Front	1840600	140/70 - 17 M/C 66H TL	Lasertec	2.00	2.10	
RS 125	MP		1590200	110/70 ZR 17 M/C 54W TL	Sportec M3	1590700	150/60 ZR 17 M/C 66W TL	Sportec M3	-	-	
			1529600	100/80 - 17 M/C 52S TL	Lasertec Front	1532500	130/70 - 17 M/C 62S TL	Lasertec	-	-	
RS 125 Tuono '04	SF		1590200	110/70 ZR 17 M/C 54W TL	Sportec M3	1590700	150/60 ZR 17 M/C 66W TL	Sportec M3	-	-	
Sport Pro 125	FM		1529600	100/80 - 17 M/C 52S TL	Lasertec Front	1532500	130/70 - 17 M/C 62S TL	Lasertec	2.00	2.10	
			1590200	110/70 ZR 17 M/C 54W TL	Sportec M3	1590700	150/60 ZR 17 M/C 66W TL	Sportec M3	2.00	2.10	
RS 250	LD01		1590200	110/70 ZR 17 M/C 54W TL	Sportec M3	1590700	150/60 ZR 17 M/C 66W TL	Sportec M3	2.00	2.10	
			1590200	110/70 ZR 17 M/C 54W TL	Sportec M3	1590800	160/60 ZR 17 M/C (69W) TL	Sportec M3	2.00	2.10	
Moto 6.5	MH 00		1529800	100/90 - 18 M/C 56H TL	Lasertec Front	1532800	130/90 - 17 M/C 68H TL	Lasertec	2.00	2.30	
Pegaso Strada; Factory	VD		1448300	110/70 ZR 17 M/C 54W TL	Roadtec Z6 Front	1448700	160/60 ZR 17 M/C (69W) TL	Roadtec Z6	2.00	2.20	
			1590200	110/70 ZR 17 M/C 54W TL	Sportec M3	1590800	160/60 ZR 17 M/C (69W) TL	Sportec M3	2.00	2.20	
			1590400	120/65 ZR 17 M/C (56W) TL	Sportec M3	1590700	150/60 ZR 17 M/C 66W TL	Sportec M3	2.00	2.20	
SL 750 Shiver; GT	RA		1590500	120/70 ZR 17 M/C (58W) TL	Sportec M3	1591000	180/55 ZR 17 M/C (73W) TL	Sportec M3	2.50	2.80	
			1448100	120/70 ZR 17 M/C (58W) TL	Roadtec Z6 Front	1448600	180/55 ZR 17 M/C (73W) TL	Roadtec Z6	2.50	2.80	
			1448100	120/70 ZR 17 M/C (58W) TL	Roadtec Z6 Front	1449000	190/50 ZR 17 M/C (73W) TL	Roadtec Z6	2.50	2.80	
			1590400	120/65 ZR 17 M/C (56W) TL	Sportec M3	1591000	180/55 ZR 17 M/C (73W) TL	Sportec M3	2.50	2.80	
			1590400	120/65 ZR 17 M/C (56W) TL	Sportec M3	1591100	190/50 ZR 17 M/C (73W) TL	Sportec M3	2.50	2.80	
			1590500	120/70 ZR 17 M/C (58W) TL	Sportec M3	1591100	190/50 ZR 17 M/C (73W) TL	Sportec M3	2.50	2.80	
			1826800	120/70 ZR 17 M/C (58W) TL	Roadtec Z6 Interact	1449000	190/50 ZR 17 M/C (73W) TL	Roadtec Z6	2.50	2.80	
			1826800	120/70 ZR 17 M/C (58W) TL	Roadtec Z6 Interact	1827200	180/55 ZR 17 M/C (73W) TL	Roadtec Z6 Interact	2.50	2.80	
		10	1826800	120/70 ZR 17 M/C (58W) TL	Roadtec Z6 Interact	1868300	190/50 ZR 17 M/C (73W) TL	Roadtec Z6 Interact	2.50	2.80	
		10	1927400	120/70 ZR 17 M/C (58W) TL	Sportec M5 Interact	1927600	180/55 ZR 17 M/C (73W) TL	Sportec M5 Interact	2.50	2.80	
		10	1927400	120/70 ZR 17 M/C (58W) TL	Sportec M5 Interact	1948500	190/50 ZR 17 M/C (73W) TL	Sportec M5 Interact	2.50	2.80	
NA 850 Mana; GT	RC		1448100	120/70 ZR 17 M/C (58W) TL	Roadtec Z6 Front	1449000	190/50 ZR 17 M/C (73W) TL	Roadtec Z6	2.50	2.80	
			1590400	120/65 ZR 17 M/C (56W) TL	Sportec M3	1591000	180/55 ZR 17 M/C (73W) TL	Sportec M3	2.50	2.80	
			1590400	120/65 ZR 17 M/C (56W) TL	Sportec M3	1591100	190/50 ZR 17 M/C (73W) TL	Sportec M3	2.50	2.80	
			1590500	120/70 ZR 17 M/C (58W) TL	Sportec M3	1591100	190/50 ZR 17 M/C (73W) TL	Sportec M3	2.50	2.80	
			1826800	120/70 ZR 17 M/C (58W) TL	Roadtec Z6 Interact	1827200	180/55 ZR 17 M/C (73W) TL	Roadtec Z6 Interact	2.50	2.80	
		10	1590500	120/70 ZR 17 M/C (58W) TL	Sportec M3	1591000	180/55 ZR 17 M/C (73W) TL	Sportec M3	2.50	2.80	
		10	1826800	120/70 ZR 17 M/C (58W) TL	Roadtec Z6 Interact	1868300	190/50 ZR 17 M/C (73W) TL	Roadtec Z6 Interact	2.50	2.80	
		10	1927400	120/70 ZR 17 M/C (58W) TL	Sportec M5 Interact	1927600	180/55 ZR 17 M/C (73W) TL	Sportec M5 Interact	2.50	2.80	
		10	1927400	120/70 ZR 17 M/C (58W) TL	Sportec M5 Interact	1948500	190/50 ZR 17 M/C (73W) TL	Sportec M5 Interact	2.50	2.80	
RST Futura	PW		1321800	120/70 ZR 17 M/C (58W) TL	SPORTEC M-1	1322000	180/55 ZR 17 M/C (73W) TL	SPORTEC M-1	2.50	2.90	
			1448100	120/70 ZR 17 M/C (58W) TL	Roadtec Z6 Front	1448600	180/55 ZR 17 M/C (73W) TL	Roadtec Z6	2.50	2.90	
			1590500	120/70 ZR 17 M/C (58W) TL	Sportec M3	1591000	180/55 ZR 17 M/C (73W) TL	Sportec M3	2.50	2.90	
		10	1826800	120/70 ZR 17 M/C (58W) TL	Roadtec Z6 Interact	1827200	180/55 ZR 17 M/C (73W) TL	Roadtec Z6 Interact	2.50	2.90	
		10	1927400	120/70 ZR 17 M/C (58W) TL	Sportec M5 Interact	1927600	180/55 ZR 17 M/C (73W) TL	Sportec M5 Interact	2.50	2.90	
RSV 1000 R '04	RR		1321800	120/70 ZR 17 M/C (58W) TL	SPORTEC M-1	1321900	190/50 ZR 17 M/C (73W) TL	SPORTEC M-1	-	-	
			1448100	120/70 ZR 17 M/C (58W) TL	Roadtec Z6 Front	1448600	180/55 ZR 17 M/C (73W) TL	Roadtec Z6	-	-	
			1448100	120/70 ZR 17 M/C (58W) TL	Roadtec Z6 Front	1449000	190/50 ZR 17 M/C (73W) TL	Roadtec Z6	-	-	
			1590400	120/65 ZR 17 M/C (56W) TL	Sportec M3	1591000	180/55 ZR 17 M/C (73W) TL	Sportec M3	-	-	
			1590500	120/70 ZR 17 M/C (58W) TL	Sportec M3	1591100	190/50 ZR 17 M/C (73W) TL	Sportec M3	-	-	
			1590500	120/70 ZR 17 M/C (58W) TL	Sportec M3	1828400	190/55 ZR 17 M/C (75W) TL	Sportec M3	-	-	
			1677300	120/70 ZR 17 M/C (58W) TL	Racetec K3 Front	1697400	190/55 ZR 17 M/C (75W) TL	Racetec K3	-	-	
		10	1677300	120/70 ZR 17 M/C (58W) TL	Racetec K3 Front	1677600	190/50 ZR 17 M/C (73W) TL	Racetec K3	-	-	
		10	1826800	120/70 ZR 17 M/C (58W) TL	Roadtec Z6 Interact	1827200	180/55 ZR 17 M/C (73W) TL	Roadtec Z6 Interact	-	-	
		10	1826800	120/70 ZR 17 M/C (58W) TL	Roadtec Z6 Interact	1868300	190/50 ZR 17 M/C (73W) TL	Roadtec Z6 Interact	-	-	
		10	1869500	120/70 ZR 17 M/C (58W) TL	Racetec Interact K3	1869900	180/55 ZR 17 M/C (73W) TL	Racetec Interact K3	-	-	
		10	1869500	120/70 ZR 17 M/C (58W) TL	Racetec Interact K3	1870300	190/55 ZR 17 M/C (75W) TL	Racetec Interact K3	-	-	



MANUFACTURER	TYPE	Footnotes	FRONT TYRE			REAR TYRE			Inflation Pressure (bar)		
			IP-code	Size	Metzeler-Tread Pattern	IP-code	Size	Metzeler-Tread Pattern	Front	Rear	
			10	1677300	120/70 ZR 17 M/C (58W) TL	Racetec K3 Front	1697400	190/55 ZR 17 M/C (75W) TL	Racetec K3	-	-
			10	1869500	120/70 ZR 17 M/C (58W) TL	Racetec Interact K3	1870300	190/55 ZR 17 M/C (75W) TL	Racetec Interact K3	-	-
			10	1927400	120/70 ZR 17 M/C (58W) TL	Sportec M5 Interact	1927500	190/55 ZR 17 M/C (75W) TL	Sportec M5 Interact	-	-
RSV 4 R				1869500	120/70 ZR 17 M/C (58W) TL	Racetec Interact K3	1870300	190/55 ZR 17 M/C (75W) TL	Racetec Interact K3	-	-
			10	1869500	120/70 ZR 17 M/C (58W) TL	Racetec Interact K3	1870400	190/50 ZR 17 M/C (73W) TL	Racetec Interact K3	-	-
			10	1927400	120/70 ZR 17 M/C (58W) TL	Sportec M5 Interact	1927500	190/55 ZR 17 M/C (75W) TL	Sportec M5 Interact	-	-
			10	1927400	120/70 ZR 17 M/C (58W) TL	Sportec M5 Interact	1948500	190/50 ZR 17 M/C (73W) TL	Sportec M5 Interact	-	-
RSV Mille, R,	RP			0894900	120/70 ZR 17 M/C (58W) TL	ME Z4 FRONT	0894800	180/55 ZR 17 M/C (73W) TL	ME Z4	2.50	2.90
				1321800	120/70 ZR 17 M/C (58W) TL	SPORTEC M-1	1321900	190/50 ZR 17 M/C (73W) TL	SPORTEC M-1	2.50	2.90
				1321800	120/70 ZR 17 M/C (58W) TL	SPORTEC M-1	1322000	180/55 ZR 17 M/C (73W) TL	SPORTEC M-1	2.50	2.90
				1321800	120/70 ZR 17 M/C (58W) TL	SPORTEC M-1	1591000	180/55 ZR 17 M/C (73W) TL	Sportec M3	2.50	2.90
				1321800	120/70 ZR 17 M/C (58W) TL	SPORTEC M-1	1591100	190/50 ZR 17 M/C (73W) TL	Sportec M3	2.50	2.90
				1448100	120/70 ZR 17 M/C (58W) TL	Roadtec Z6 Front	1448600	180/55 ZR 17 M/C (73W) TL	Roadtec Z6	2.50	2.90
				1448100	120/70 ZR 17 M/C (58W) TL	Roadtec Z6 Front	1449000	190/50 ZR 17 M/C (73W) TL	Roadtec Z6	2.50	2.90
				1590400	120/65 ZR 17 M/C (56W) TL	Sportec M3	1591100	190/50 ZR 17 M/C (73W) TL	Sportec M3	2.50	2.90
				1590500	120/70 ZR 17 M/C (58W) TL	Sportec M3	1591000	180/55 ZR 17 M/C (73W) TL	Sportec M3	2.50	2.90
				1590500	120/70 ZR 17 M/C (58W) TL	Sportec M3	1591100	190/50 ZR 17 M/C (73W) TL	Sportec M3	2.50	2.90
				1677300	120/70 ZR 17 M/C (58W) TL	Racetec K3 Front	1677500	180/55 ZR 17 M/C (73W) TL	Racetec K3	2.50	2.90
			10	1590400	120/65 ZR 17 M/C (56W) TL	Sportec M3	1591000	180/55 ZR 17 M/C (73W) TL	Sportec M3	2.50	2.90
			10	1677300	120/70 ZR 17 M/C (58W) TL	Racetec K3 Front	1677600	190/50 ZR 17 M/C (73W) TL	Racetec K3	2.50	2.90
			10	1826800	120/70 ZR 17 M/C (58W) TL	Roadtec Z6 Interact	1827200	180/55 ZR 17 M/C (73W) TL	Roadtec Z6 Interact	2.50	2.90
			10	1826800	120/70 ZR 17 M/C (58W) TL	Roadtec Z6 Interact	1868300	190/50 ZR 17 M/C (73W) TL	Roadtec Z6 Interact	2.50	2.90
			10	1869500	120/70 ZR 17 M/C (58W) TL	Racetec Interact K3	1869900	180/55 ZR 17 M/C (73W) TL	Racetec Interact K3	2.50	2.90
			10	1869500	120/70 ZR 17 M/C (58W) TL	Racetec Interact K3	1870400	190/50 ZR 17 M/C (73W) TL	Racetec Interact K3	2.50	2.90
			10	1927400	120/70 ZR 17 M/C (58W) TL	Sportec M5 Interact	1927600	180/55 ZR 17 M/C (73W) TL	Sportec M5 Interact	2.50	2.90
			10	1927400	120/70 ZR 17 M/C (58W) TL	Sportec M5 Interact	1948500	190/50 ZR 17 M/C (73W) TL	Sportec M5 Interact	2.50	2.90
RSV Mille	ME			0894900	120/70 ZR 17 M/C (58W) TL	ME Z4 FRONT	0894800	180/55 ZR 17 M/C (73W) TL	ME Z4	2.50	2.90
				1321800	120/70 ZR 17 M/C (58W) TL	SPORTEC M-1	1321900	190/50 ZR 17 M/C (73W) TL	SPORTEC M-1	2.50	2.90
				1321800	120/70 ZR 17 M/C (58W) TL	SPORTEC M-1	1322000	180/55 ZR 17 M/C (73W) TL	SPORTEC M-1	2.50	2.90
				1448100	120/70 ZR 17 M/C (58W) TL	Roadtec Z6 Front	1448600	180/55 ZR 17 M/C (73W) TL	Roadtec Z6	2.50	2.90
				1448100	120/70 ZR 17 M/C (58W) TL	Roadtec Z6 Front	1449000	190/50 ZR 17 M/C (73W) TL	Roadtec Z6	2.50	2.90
				1590500	120/70 ZR 17 M/C (58W) TL	Sportec M3	1591000	180/55 ZR 17 M/C (73W) TL	Sportec M3	2.50	2.90
				1590500	120/70 ZR 17 M/C (58W) TL	Sportec M3	1591100	190/50 ZR 17 M/C (73W) TL	Sportec M3	2.50	2.90
				1826800	120/70 ZR 17 M/C (58W) TL	Roadtec Z6 Interact	1827200	180/55 ZR 17 M/C (73W) TL	Roadtec Z6 Interact	2.50	2.90
			10	1677300	120/70 ZR 17 M/C (58W) TL	Racetec K3 Front	1677600	190/50 ZR 17 M/C (73W) TL	Racetec K3	2.50	2.90
			10	1826800	120/70 ZR 17 M/C (58W) TL	Roadtec Z6 Interact	1868300	190/50 ZR 17 M/C (73W) TL	Roadtec Z6 Interact	2.50	2.90
			10	1869500	120/70 ZR 17 M/C (58W) TL	Racetec Interact K3	1869900	180/55 ZR 17 M/C (73W) TL	Racetec Interact K3	2.50	2.90
			10	1869500	120/70 ZR 17 M/C (58W) TL	Racetec Interact K3	1870400	190/50 ZR 17 M/C (73W) TL	Racetec Interact K3	2.50	2.90
			10	1927400	120/70 ZR 17 M/C (58W) TL	Sportec M5 Interact	1927600	180/55 ZR 17 M/C (73W) TL	Sportec M5 Interact	2.50	2.90
			10	1927400	120/70 ZR 17 M/C (58W) TL	Sportec M5 Interact	1948500	190/50 ZR 17 M/C (73W) TL	Sportec M5 Interact	2.50	2.90
RSV Mille R	ME			1321800	120/70 ZR 17 M/C (58W) TL	SPORTEC M-1	1321900	190/50 ZR 17 M/C (73W) TL	SPORTEC M-1	2.50	2.90
				1321800	120/70 ZR 17 M/C (58W) TL	SPORTEC M-1	1322000	180/55 ZR 17 M/C (73W) TL	SPORTEC M-1	2.50	2.90
				1448100	120/70 ZR 17 M/C (58W) TL	Roadtec Z6 Front	1448600	180/55 ZR 17 M/C (73W) TL	Roadtec Z6	2.50	2.90
				1448100	120/70 ZR 17 M/C (58W) TL	Roadtec Z6 Front	1449000	190/50 ZR 17 M/C (73W) TL	Roadtec Z6	2.50	2.90
				1590400	120/65 ZR 17 M/C (56W) TL	Sportec M3	1591000	180/55 ZR 17 M/C (73W) TL	Sportec M3	2.50	2.90
				1590500	120/70 ZR 17 M/C (58W) TL	Sportec M3	1591000	180/55 ZR 17 M/C (73W) TL	Sportec M3	2.50	2.90
				1590500	120/70 ZR 17 M/C (58W) TL	Sportec M3	1591100	190/50 ZR 17 M/C (73W) TL	Sportec M3	2.50	2.90
				1677300	120/70 ZR 17 M/C (58W) TL	Racetec K3 Front	1677500	180/55 ZR 17 M/C (73W) TL	Racetec K3	2.50	2.90
				1826800	120/70 ZR 17 M/C (58W) TL	Roadtec Z6 Interact	1827200	180/55 ZR 17 M/C (73W) TL	Roadtec Z6 Interact	2.50	2.90
			10	1677300	120/70 ZR 17 M/C (58W) TL	Racetec K3 Front	1677600	190/50 ZR 17 M/C (73W) TL	Racetec K3	2.50	2.90
			10	1826800	120/70 ZR 17 M/C (58W) TL	Roadtec Z6 Interact	1868300	190/50 ZR 17 M/C (73W) TL	Roadtec Z6 Interact	2.50	2.90
			10	1869500	120/70 ZR 17 M/C (58W) TL	Racetec Interact K3	1869900	180/55 ZR 17 M/C (73W) TL	Racetec Interact K3	2.50	2.90
			10	1869500	120/70 ZR 17 M/C (58W) TL	Racetec Interact K3	1870400	190/50 ZR 17 M/C (73W) TL	Racetec Interact K3	2.50	2.90

			10	1927400	120/70 ZR 17 M/C (58W) TL	Sportec M5 Interact	1927600	180/55 ZR 17 M/C (73W) TL	Sportec M5 Interact	2.50	2.90
			10	1927400	120/70 ZR 17 M/C (58W) TL	Sportec M5 Interact	1948500	190/50 ZR 17 M/C (73W) TL	Sportec M5 Interact	2.50	2.90
RSV Mille SP	ME Ausf.D			0894900	120/70 ZR 17 M/C (58W) TL	ME Z4 FRONT	0894800	180/55 ZR 17 M/C (73W) TL	ME Z4	2.50	2.90
				1321800	120/70 ZR 17 M/C (58W) TL	SPORTEC M-1	1321900	190/50 ZR 17 M/C (73W) TL	SPORTEC M-1	2.50	2.90
				1321800	120/70 ZR 17 M/C (58W) TL	SPORTEC M-1	1322000	180/55 ZR 17 M/C (73W) TL	SPORTEC M-1	2.50	2.90
				1448100	120/70 ZR 17 M/C (58W) TL	Roadtec Z6 Front	1448600	180/55 ZR 17 M/C (73W) TL	Roadtec Z6	2.50	2.90
				1448100	120/70 ZR 17 M/C (58W) TL	Roadtec Z6 Front	1449000	190/50 ZR 17 M/C (73W) TL	Roadtec Z6	2.50	2.90
				1590400	120/65 ZR 17 M/C (56W) TL	Sportec M3	1591000	180/55 ZR 17 M/C (73W) TL	Sportec M3	2.50	2.90
				1590500	120/70 ZR 17 M/C (58W) TL	Sportec M3	1591000	180/55 ZR 17 M/C (73W) TL	Sportec M3	2.50	2.90
				1590500	120/70 ZR 17 M/C (58W) TL	Sportec M3	1591100	190/50 ZR 17 M/C (73W) TL	Sportec M3	2.50	2.90
				1677300	120/70 ZR 17 M/C (58W) TL	Racetec K3 Front	1677500	180/55 ZR 17 M/C (73W) TL	Racetec K3	2.50	2.90
				1826800	120/70 ZR 17 M/C (58W) TL	Roadtec Z6 Interact	1827200	180/55 ZR 17 M/C (73W) TL	Roadtec Z6 Interact	2.50	2.90
			10	1677300	120/70 ZR 17 M/C (58W) TL	Racetec K3 Front	1677600	190/50 ZR 17 M/C (73W) TL	Racetec K3	2.50	2.90
			10	1826800	120/70 ZR 17 M/C (58W) TL	Roadtec Z6 Interact	1868300	190/50 ZR 17 M/C (73W) TL	Roadtec Z6 Interact	2.50	2.90
			10	1869500	120/70 ZR 17 M/C (58W) TL	Racetec Interact K3	1869900	180/55 ZR 17 M/C (73W) TL	Racetec Interact K3	2.50	2.90
			10	1869500	120/70 ZR 17 M/C (58W) TL	Racetec Interact K3	1870400	190/50 ZR 17 M/C (73W) TL	Racetec Interact K3	2.50	2.90
			10	1927400	120/70 ZR 17 M/C (58W) TL	Sportec M5 Interact	1927600	180/55 ZR 17 M/C (73W) TL	Sportec M5 Interact	2.50	2.90
			10	1927400	120/70 ZR 17 M/C (58W) TL	Sportec M5 Interact	1948500	190/50 ZR 17 M/C (73W) TL	Sportec M5 Interact	2.50	2.90
SL 1000 Falco	PA			0966500	120/70 ZR 17 M/C (58W) TL	ME Z4 B FRONT	0894800	180/55 ZR 17 M/C (73W) TL	ME Z4	2.50	2.90
				1321800	120/70 ZR 17 M/C (58W) TL	SPORTEC M-1	1322000	180/55 ZR 17 M/C (73W) TL	SPORTEC M-1	2.50	2.90
				1448100	120/70 ZR 17 M/C (58W) TL	Roadtec Z6 Front	1448600	180/55 ZR 17 M/C (73W) TL	Roadtec Z6	2.50	2.90
				1590500	120/70 ZR 17 M/C (58W) TL	Sportec M3	1591000	180/55 ZR 17 M/C (73W) TL	Sportec M3	2.50	2.90
				1677300	120/70 ZR 17 M/C (58W) TL	Racetec K3 Front	1677500	180/55 ZR 17 M/C (73W) TL	Racetec K3	2.50	2.90
			10	1826800	120/70 ZR 17 M/C (58W) TL	Roadtec Z6 Interact	1827200	180/55 ZR 17 M/C (73W) TL	Roadtec Z6 Interact	2.50	2.90
			10	1869500	120/70 ZR 17 M/C (58W) TL	Racetec Interact K3	1869900	180/55 ZR 17 M/C (73W) TL	Racetec Interact K3	2.50	2.90
			10	1927400	120/70 ZR 17 M/C (58W) TL	Sportec M5 Interact	1927600	180/55 ZR 17 M/C (73W) TL	Sportec M5 Interact	2.50	2.90
Tuono Fighter 1000, R, Factory	RP			1321800	120/70 ZR 17 M/C (58W) TL	SPORTEC M-1	1321900	190/50 ZR 17 M/C (73W) TL	SPORTEC M-1	-	-
				1321800	120/70 ZR 17 M/C (58W) TL	SPORTEC M-1	1322000	180/55 ZR 17 M/C (73W) TL	SPORTEC M-1	-	-
				1590400	120/65 ZR 17 M/C (56W) TL	Sportec M3	1591000	180/55 ZR 17 M/C (73W) TL	Sportec M3	-	-
				1590400	120/65 ZR 17 M/C (56W) TL	Sportec M3	1591100	190/50 ZR 17 M/C (73W) TL	Sportec M3	-	-
				1590500	120/70 ZR 17 M/C (58W) TL	Sportec M3	1591000	180/55 ZR 17 M/C (73W) TL	Sportec M3	-	-
				1590500	120/70 ZR 17 M/C (58W) TL	Sportec M3	1591100	190/50 ZR 17 M/C (73W) TL	Sportec M3	-	-
				1677300	120/70 ZR 17 M/C (58W) TL	Racetec K3 Front	1677500	180/55 ZR 17 M/C (73W) TL	Racetec K3	-	-
			10	1677300	120/70 ZR 17 M/C (58W) TL	Racetec K3 Front	1677600	190/50 ZR 17 M/C (73W) TL	Racetec K3	-	-
			10	1869500	120/70 ZR 17 M/C (58W) TL	Racetec Interact K3	1869900	180/55 ZR 17 M/C (73W) TL	Racetec Interact K3	-	-
			10	1869500	120/70 ZR 17 M/C (58W) TL	Racetec Interact K3	1870400	190/50 ZR 17 M/C (73W) TL	Racetec Interact K3	-	-
			10	1927400	120/70 ZR 17 M/C (58W) TL	Sportec M5 Interact	1927600	180/55 ZR 17 M/C (73W) TL	Sportec M5 Interact	-	-
			10	1927400	120/70 ZR 17 M/C (58W) TL	Sportec M5 Interact	1948500	190/50 ZR 17 M/C (73W) TL	Sportec M5 Interact	-	-
APRILIA	Enduro										
ETX 125	PH			0144100	90/90 - 21 54S	ENDURO 3 Front	0139800	4.60 - 18 63R	ENDURO 1	1.70	2.00
				0144100	90/90 - 21 54S	ENDURO 3 Front	0142900	120/80 - 18 62S	ENDURO 3	1.70	2.00
MX 125				1590200	110/70 ZR 17 M/C 54W TL	Sportec M3	1590700	150/60 ZR 17 M/C 66W TL	Sportec M3	-	-
ETX 350 Tuareg			23	0144100	90/90 - 21 54S	ENDURO 3 Front	0143900	130/80 - 17 65S	ENDURO 3	1.80	2.00
			23	1012500	90/90 - 21 M/C 54S	TOURANCE Front	1209400	130/80 - 17 M/C 65S	TOURANCE	1.80	2.00
			10 23	1815900	90/90 - 21 M/C 54S TT	TOURANCE EXP	1816200	130/80 - 17 M/C 65S TT	TOURANCE EXP	1.80	2.00
RXV / MXV 450	VP			0144100	90/90 - 21 54S	ENDURO 3 Front	1635600	140/80 - 18 M/C 70S	ENDURO 3	-	-
				1203100	90/90 - 21 M/C 54R M&S	MCE Karoo 2 Front	0887300	140/80 - 18 M/C 70R M&S	MCE Karoo	-	-
				1614300	90/90 - 21 M/C 54Q M&S TL	MCE Karoo 2 (T) Front	1666900	140/80 - 18 M/C 70Q M&S TL	MCE Karoo (T)	-	-
			10	1623700	90/90 - 21 M/C 54M M&S	MCE 6 DAYS EXTREME	1623900	140/80 - 18 M/C 70M M&S	MCE 6 DAYS EXTREME	-	-
			10	1679000	90/90 - 21 M/C 54M M&S	UNICROSS FRONT	1735000	140/80 - 18 M/C 70M TT	UNICROSS	-	-
SXV 450	VS			1590500	120/70 ZR 17 M/C (58W) TL	Sportec M3	1591000	180/55 ZR 17 M/C (73W) TL	Sportec M3	-	-
				1677300	120/70 ZR 17 M/C (58W) TL	Racetec K3 Front	1677500	180/55 ZR 17 M/C (73W) TL	Racetec K3	-	-
			10	1869500	120/70 ZR 17 M/C (58W) TL	Racetec Interact K3	1869900	180/55 ZR 17 M/C (73W) TL	Racetec Interact K3	-	-
			10	1927400	120/70 ZR 17 M/C (58W) TL	Sportec M5 Interact	1927600	180/55 ZR 17 M/C (73W) TL	Sportec M5 Interact	-	-
RXV 550	VP			0144100	90/90 - 21 54S	ENDURO 3 Front	1635600	140/80 - 18 M/C 70S	ENDURO 3	-	-
				1203100	90/90 - 21 M/C 54R M&S	MCE Karoo 2 Front	0887300	140/80 - 18 M/C 70R M&S	MCE Karoo	-	-
				1614300	90/90 - 21 M/C 54Q M&S TL	MCE Karoo 2 (T) Front	1666900	140/80 - 18 M/C 70Q M&S TL	MCE Karoo (T)	-	-
			10	1623700	90/90 - 21 M/C 54M M&S	MCE 6 DAYS EXTREME	1623900	140/80 - 18 M/C 70M M&S	MCE 6 DAYS EXTREME	-	-
			10	1679000	90/90 - 21 M/C 54M M&S	UNICROSS FRONT	1735000	140/80 - 18 M/C 70M TT	UNICROSS	-	-



MANUFACTURER	TYPE	Footnotes	FRONT TYRE			REAR TYRE			Inflation Pressure (bar)			
			IP-code	Size	Metzeler-Tread Pattern	IP-code	Size	Metzeler-Tread Pattern	Front	Rear		
SXV 550			1590500	120/70 ZR 17 M/C (58W) TL	Sportec M3	1591000	180/55 ZR 17 M/C (73W) TL	Sportec M3	-	-		
			1677300	120/70 ZR 17 M/C (58W) TL	Racetec K3 Front	1677500	180/55 ZR 17 M/C (73W) TL	Racetec K3	-	-		
		10	1869500	120/70 ZR 17 M/C (58W) TL	Racetec Interact K3	1869900	180/55 ZR 17 M/C (73W) TL	Racetec Interact K3	-	-		
		10	1927400	120/70 ZR 17 M/C (58W) TL	Sportec M5 Interact	1927600	180/55 ZR 17 M/C (73W) TL	Sportec M5 Interact	-	-		
Pegaso 600	FP		10	1815800	100/90 - 19 M/C 57S TT	TOURANCE EXP	1816200	130/80 - 17 M/C 65S TT	TOURANCE EXP	2.00	2.30	
	Tuareg Wind 600	EP		23	0144100	90/90 - 21 54S	ENDURO 3 Front	0143900	130/80 - 17 65S	ENDURO 3	2.00	2.30
			23	1012500	90/90 - 21 M/C 54S	TOURANCE Front	1209400	130/80 - 17 M/C 65S	TOURANCE	2.00	2.30	
		10	23	1815900	90/90 - 21 M/C 54S TT	TOURANCE EXP	1816200	130/80 - 17 M/C 65S TT	TOURANCE EXP	2.00	2.30	
6.35 Wind Tuareg			23	0144100	90/90 - 21 54S	ENDURO 3 Front	0143900	130/80 - 17 65S	ENDURO 3	2.00	2.30	
			23	1012500	90/90 - 21 M/C 54S	TOURANCE Front	1209400	130/80 - 17 M/C 65S	TOURANCE	2.00	2.30	
ETX 6.35 Wind			10	23	1815900	90/90 - 21 M/C 54S TT	TOURANCE EXP	1816200	130/80 - 17 M/C 65S TT	TOURANCE EXP	2.00	2.30
			23	0144100	90/90 - 21 54S	ENDURO 3 Front	0143900	130/80 - 17 65S	ENDURO 3	2.00	2.30	
			23	1012500	90/90 - 21 M/C 54S	TOURANCE Front	1209400	130/80 - 17 M/C 65S	TOURANCE	2.00	2.30	
		10	23	1815900	90/90 - 21 M/C 54S TT	TOURANCE EXP	1816200	130/80 - 17 M/C 65S TT	TOURANCE EXP	2.00	2.30	
Pegaso 650	GA		23	1012400	100/90 - 19 M/C 57H TL	TOURANCE Front	1209400	130/80 - 17 M/C 65S	TOURANCE	2.40	2.70	
			10	23	1815800	100/90 - 19 M/C 57S TT	TOURANCE EXP	1816200	130/80 - 17 M/C 65S TT	TOURANCE EXP	2.40	2.70
Pegaso 650 i.e.	RW		10	23	1815800	100/90 - 19 M/C 57S TT	TOURANCE EXP	1816300	130/80 R 17 M/C 65S TL	TOURANCE EXP	2.40	2.70
			10	1012300	100/90 - 19 M/C 57S	TOURANCE Front	1209400	130/80 - 17 M/C 65S	TOURANCE	1.90	2.30	
			10	1012400	100/90 - 19 M/C 57H TL	TOURANCE Front	1012000	130/80 R 17 M/C 65H TL	TOURANCE	1.90	2.30	
			10	1815700	100/90 - 19 M/C 57H TL	TOURANCE EXP	1816400	130/80 R 17 M/C 65H TL	TOURANCE EXP	1.90	2.30	
Pegaso 650	ML		10	1815800	100/90 - 19 M/C 57S TT	TOURANCE EXP	1816200	130/80 - 17 M/C 65S TT	TOURANCE EXP	1.90	2.30	
				1012400	100/90 - 19 M/C 57H TL	TOURANCE Front	1012000	130/80 R 17 M/C 65H TL	TOURANCE	2.40	2.70	
			1012400	100/90 - 19 M/C 57H TL	TOURANCE Front	1012100	140/80 R 17 M/C 69H TL	TOURANCE	2.40	2.70		
		10	1815700	100/90 - 19 M/C 57H TL	TOURANCE EXP	1816400	130/80 R 17 M/C 65H TL	TOURANCE EXP	2.40	2.70		
			10	1815700	100/90 - 19 M/C 57H TL	TOURANCE EXP	1938200	140/80 R 17 M/C 69V TL	TOURANCE EXP	2.40	2.70	
			10	1815800	100/90 - 19 M/C 57S TT	TOURANCE EXP	1816200	130/80 - 17 M/C 65S TT	TOURANCE EXP	2.40	2.70	
Pegaso 650	MX		23	1012400	100/90 - 19 M/C 57H TL	TOURANCE Front	1012000	130/80 R 17 M/C 65H TL	TOURANCE	2.00	2.30	
			10	23	1815700	100/90 - 19 M/C 57H TL	TOURANCE EXP	1816400	130/80 R 17 M/C 65H TL	TOURANCE EXP	2.00	2.30
Pegaso Trail	VD			1012400	100/90 - 19 M/C 57H TL	TOURANCE Front	1012000	130/80 R 17 M/C 65H TL	TOURANCE	2.10	2.30	
				1012400	100/90 - 19 M/C 57H TL	TOURANCE Front	1012100	140/80 R 17 M/C 69H TL	TOURANCE	2.10	2.30	
			10	1815700	100/90 - 19 M/C 57H TL	TOURANCE EXP	1816400	130/80 R 17 M/C 65H TL	TOURANCE EXP	2.10	2.30	
			10	1815700	100/90 - 19 M/C 57H TL	TOURANCE EXP	1938200	140/80 R 17 M/C 69V TL	TOURANCE EXP	2.10	2.30	
SMV 750 Dorsoduro '08				1448100	120/70 ZR 17 M/C (58W) TL	Roadtec Z6 Front	1827200	180/55 ZR 17 M/C (73W) TL	Roadtec Z6 Interact	-	-	
				1590500	120/70 ZR 17 M/C (58W) TL	Sportec M3	1591000	180/55 ZR 17 M/C (73W) TL	Sportec M3	-	-	
				1677300	120/70 ZR 17 M/C (58W) TL	Racetec K3 Front	1677500	180/55 ZR 17 M/C (73W) TL	Racetec K3	-	-	
				1826800	120/70 ZR 17 M/C (58W) TL	Roadtec Z6 Interact	1448600	180/55 ZR 17 M/C (73W) TL	Roadtec Z6	-	-	
				1826800	120/70 ZR 17 M/C (58W) TL	Roadtec Z6 Interact	1827200	180/55 ZR 17 M/C (73W) TL	Roadtec Z6 Interact	-	-	
		10		1869500	120/70 ZR 17 M/C (58W) TL	Racetec Interact K3	1869900	180/55 ZR 17 M/C (73W) TL	Racetec Interact K3	-	-	
ETV 1000 CapoNord, Rally Raid	PS		10	1927400	120/70 ZR 17 M/C (58W) TL	Sportec M5 Interact	1927600	180/55 ZR 17 M/C (73W) TL	Sportec M5 Interact	-	-	
				1127800	110/80 R 19 M/C 59V TL	TOURANCE Front	1127900	150/70 R 17 M/C 69V TL	TOURANCE	2.50	2.90	
				1127800	110/80 R 19 M/C 59V TL	TOURANCE Front	1715400	150/70 R 17 M/C 69V TL	TOURANCE EXP	2.50	2.90	
				1127800	110/80 R 19 M/C 59V TL	TOURANCE Front	1998700	150/70 R 17 M/C 69V TL	TOURANCE EXP M	2.50	2.90	
				1715500	110/80 R 19 M/C 59V TL	TOURANCE EXP	1127900	150/70 R 17 M/C 69V TL	TOURANCE	2.50	2.90	
				1715500	110/80 R 19 M/C 59V TL	TOURANCE EXP	1127900	150/70 R 17 M/C 69V TL	TOURANCE	2.50	2.90	
				1715500	110/80 R 19 M/C 59V TL	TOURANCE EXP	1127900	150/70 R 17 M/C 69V TL	TOURANCE	2.50	2.90	
				1715500	110/80 R 19 M/C 59V TL	TOURANCE EXP	1998700	150/70 R 17 M/C 69V TL	TOURANCE EXP M	2.50	2.90	
				1205800	110/80 R 19 M/C 59R TL M&S	MCE Karoo 2 Front	1205900	150/70 R 17 M/C 69R TL M&S	MCE Karoo	2.50	2.90	
			10	1631000	110/80 - 19 M/C 59Q M&S TL	MCE Karoo 2 (T) Front	1631100	150/70 - 17 M/C 69Q M&S TL	MCE Karoo (T)	2.50	2.90	
ATK	Enduro											
GS 350/GS 506				1012500	90/90 - 21 M/C 54S	TOURANCE Front	1209400	130/80 - 17 M/C 65S	TOURANCE	-	-	
			10	1815900	90/90 - 21 M/C 54S TT	TOURANCE EXP	1816200	130/80 - 17 M/C 65S TT	TOURANCE EXP	-	-	
GS 560/GS 600				1012500	90/90 - 21 M/C 54S	TOURANCE Front	1209400	130/80 - 17 M/C 65S	TOURANCE	-	-	
			10	1815900	90/90 - 21 M/C 54S TT	TOURANCE EXP	1816200	130/80 - 17 M/C 65S TT	TOURANCE EXP	-	-	

BENELLI	Street											
124				0113600	2.75 - 18 48P reinf.	ME 22	1546400	3.00 - 18 M/C 52P reinf.TL	ME 22	1.80	2.00	
125 JARNO				1659700	100/80 - 16 M/C 50P TL	Feelfree Front	1660400	120/80 - 16 M/C 60P TL	Feelfree	1.80	2.00	
125 SE				0113600	2.75 - 18 48P reinf.	ME 22	1546400	3.00 - 18 M/C 52P reinf.TL	ME 22	1.80	2.00	
125 T, Sport				0113600	2.75 - 18 48P reinf.	ME 22	1546400	3.00 - 18 M/C 52P reinf.TL	ME 22	1.80	2.00	
2C-E Disc				0113700	3.25 - 18 59P reinf.	ME 22	0114400	3.50 - 18 62P reinf.	ME 22	2.00	2.20	
				0114300	3.00 - 18 52P reinf.	ME 22	0113700	3.25 - 18 59P reinf.	ME 22	2.00	2.20	
500 LS		23		1531700	90/90 - 18 M/C 51H TL	Lasertec Front	1531900	110/90 - 18 M/C 61H TL	Lasertec	2.00	2.30	
500LS, 504 Sport				0114100	3.00 - 18 47S	ME 22#	0114200	3.50 - 18 56S	ME 22#	2.00	2.30	
654 T, Sport				0111700	3.25 - 18 52H	ME 11	0130500	3.50 - 18 56S	ME 77	2.10	2.40	
		23		1529800	100/90 - 18 M/C 56H TL	Lasertec Front	1531900	110/90 - 18 M/C 61H TL	Lasertec	2.10	2.40	
750 Sei		23		1529800	100/90 - 18 M/C 56H TL	Lasertec Front	1532100	120/90 - 18 M/C 65H TL	Lasertec	2.30	2.80	
900 Sei Mk2		23		1529800	100/90 - 18 M/C 56H TL	Lasertec Front	1532100	120/90 - 18 M/C 65H TL	Lasertec	2.30	2.80	
TNT 899, Sport	TN			1590500	120/70 ZR 17 M/C (58W) TL	Sportec M3	1828400	190/55 ZR 17 M/C (75W) TL	Sportec M3	2.40	2.50	
				1826800	120/70 ZR 17 M/C (58W) TL	Roadtec Z6 Interact	1827200	180/55 ZR 17 M/C (73W) TL	Roadtec Z6 Interact	2.40	2.50	
		10		1590400	120/65 ZR 17 M/C (56W) TL	Sportec M3	1591000	180/55 ZR 17 M/C (73W) TL	Sportec M3	2.40	2.50	
		10		1590400	120/65 ZR 17 M/C (56W) TL	Sportec M3	1591100	190/50 ZR 17 M/C (73W) TL	Sportec M3	2.40	2.50	
		10		1590400	120/65 ZR 17 M/C (56W) TL	Sportec M3	1591200	200/50 ZR 17 M/C (75W) TL	Sportec M3	2.40	2.50	
		10		1590500	120/70 ZR 17 M/C (58W) TL	Sportec M3	1591000	180/55 ZR 17 M/C (73W) TL	Sportec M3	2.40	2.50	
		10		1590500	120/70 ZR 17 M/C (58W) TL	Sportec M3	1591100	190/50 ZR 17 M/C (73W) TL	Sportec M3	2.40	2.50	
		10		1590500	120/70 ZR 17 M/C (58W) TL	Sportec M3	1591200	200/50 ZR 17 M/C (75W) TL	Sportec M3	2.40	2.50	
		10		1677300	120/70 ZR 17 M/C (58W) TL	Racetec K3 Front	1677500	180/55 ZR 17 M/C (73W) TL	Racetec K3	2.40	2.50	
		10		1677300	120/70 ZR 17 M/C (58W) TL	Racetec K3 Front	1677600	190/50 ZR 17 M/C (73W) TL	Racetec K3	2.40	2.50	
		10		1677300	120/70 ZR 17 M/C (58W) TL	Racetec K3 Front	1697400	190/55 ZR 17 M/C (75W) TL	Racetec K3	2.40	2.50	
		10		1826800	120/70 ZR 17 M/C (58W) TL	Roadtec Z6 Interact	1868300	190/50 ZR 17 M/C (73W) TL	Roadtec Z6 Interact	2.40	2.50	
		10		1869500	120/70 ZR 17 M/C (58W) TL	Racetec Interact K3	1869900	180/55 ZR 17 M/C (73W) TL	Racetec Interact K3	2.40	2.50	
		10		1869500	120/70 ZR 17 M/C (58W) TL	Racetec Interact K3	1870300	190/55 ZR 17 M/C (75W) TL	Racetec Interact K3	2.40	2.50	
		10		1869500	120/70 ZR 17 M/C (58W) TL	Racetec Interact K3	1870400	190/50 ZR 17 M/C (73W) TL	Racetec Interact K3	2.40	2.50	
		10		1927400	120/70 ZR 17 M/C (58W) TL	Sportec M5 Interact	1927500	190/55 ZR 17 M/C (75W) TL	Sportec M5 Interact	2.40	2.50	
		10		1927400	120/70 ZR 17 M/C (58W) TL	Sportec M5 Interact	1927600	180/55 ZR 17 M/C (73W) TL	Sportec M5 Interact	2.40	2.50	
		10		1927400	120/70 ZR 17 M/C (58W) TL	Sportec M5 Interact	1948500	190/50 ZR 17 M/C (73W) TL	Sportec M5 Interact	2.40	2.50	
Tornado L.E., Goddard Replica	TB			1321800	120/70 ZR 17 M/C (58W) TL	SPORTEC M-1	1322000	180/55 ZR 17 M/C (73W) TL	SPORTEC M-1	-	-	
				1590500	120/70 ZR 17 M/C (58W) TL	Sportec M3	1591000	180/55 ZR 17 M/C (73W) TL	Sportec M3	-	-	
				1677300	120/70 ZR 17 M/C (58W) TL	Racetec K3 Front	1677500	180/55 ZR 17 M/C (73W) TL	Racetec K3	-	-	
		10		1869500	120/70 ZR 17 M/C (58W) TL	Racetec Interact K3	1869900	180/55 ZR 17 M/C (73W) TL	Racetec Interact K3	-	-	
		10		1927400	120/70 ZR 17 M/C (58W) TL	Sportec M5 Interact	1927600	180/55 ZR 17 M/C (73W) TL	Sportec M5 Interact	-	-	
Tornado Novecento Tre, RS	TB			1321800	120/70 ZR 17 M/C (58W) TL	SPORTEC M-1	1321900	190/50 ZR 17 M/C (73W) TL	SPORTEC M-1	-	-	
				1590500	120/70 ZR 17 M/C (58W) TL	Sportec M3	1591100	190/50 ZR 17 M/C (73W) TL	Sportec M3	-	-	
		10		1677300	120/70 ZR 17 M/C (58W) TL	Racetec K3 Front	1677600	190/50 ZR 17 M/C (73W) TL	Racetec K3	-	-	
		10		1869500	120/70 ZR 17 M/C (58W) TL	Racetec Interact K3	1870400	190/50 ZR 17 M/C (73W) TL	Racetec Interact K3	-	-	
		10		1927400	120/70 ZR 17 M/C (58W) TL	Sportec M5 Interact	1948500	190/50 ZR 17 M/C (73W) TL	Sportec M5 Interact	-	-	
Trek 899				1590500	120/70 ZR 17 M/C (58W) TL	Sportec M3	1591000	180/55 ZR 17 M/C (73W) TL	Sportec M3	-	-	
				1826800	120/70 ZR 17 M/C (58W) TL	Roadtec Z6 Interact	1827200	180/55 ZR 17 M/C (73W) TL	Roadtec Z6 Interact	-	-	
				1869500	120/70 ZR 17 M/C (58W) TL	Racetec Interact K3	1869900	180/55 ZR 17 M/C (73W) TL	Racetec Interact K3	-	-	
		10		1927400	120/70 ZR 17 M/C (58W) TL	Sportec M5 Interact	1927600	180/55 ZR 17 M/C (73W) TL	Sportec M5 Interact	-	-	
Cafe Racer 1130	TN			1448100	120/70 ZR 17 M/C (58W) TL	Roadtec Z6 Front	1448600	180/55 ZR 17 M/C (73W) TL	Roadtec Z6	-	-	
				1448100	120/70 ZR 17 M/C (58W) TL	Roadtec Z6 Front	1449000	190/50 ZR 17 M/C (73W) TL	Roadtec Z6	-	-	
				1590400	120/65 ZR 17 M/C (56W) TL	Sportec M3	1591000	180/55 ZR 17 M/C (73W) TL	Sportec M3	-	-	
				1590400	120/65 ZR 17 M/C (56W) TL	Sportec M3	1591100	190/50 ZR 17 M/C (73W) TL	Sportec M3	-	-	
				1590500	120/70 ZR 17 M/C (58W) TL	Sportec M3	1591000	180/55 ZR 17 M/C (73W) TL	Sportec M3	-	-	
				1590500	120/70 ZR 17 M/C (58W) TL	Sportec M3	1591100	190/50 ZR 17 M/C (73W) TL	Sportec M3	-	-	
				1677300	120/70 ZR 17 M/C (58W) TL	Racetec K3 Front	1677500	180/55 ZR 17 M/C (73W) TL	Racetec K3	-	-	
				1677300	120/70 ZR 17 M/C (58W) TL	Racetec K3 Front	1677600	190/50 ZR 17 M/C (73W) TL	Racetec K3	-	-	
		10		1826800	120/70 ZR 17 M/C (58W) TL	Roadtec Z6 Interact	1827200	180/55 ZR 17 M/C (73W) TL	Roadtec Z6 Interact	-	-	
		10		1826800	120/70 ZR 17 M/C (58W) TL	Roadtec Z6 Interact	1868300	190/50 ZR 17 M/C (73W) TL	Roadtec Z6 Interact	-	-	
		10		1869500	120/70 ZR 17 M/C (58W) TL	Racetec Interact K3	1869900	180/55 ZR 17 M/C (73W) TL	Racetec Interact K3	-	-	
		10		1869500	120/70 ZR 17 M/C (58W) TL	Racetec Interact K3	1870400	190/50 ZR 17 M/C (73W) TL	Racetec Interact K3	-	-	
		10		1927400	120/70 ZR 17 M/C (58W) TL	Sportec M5 Interact	1927600	180/55 ZR 17 M/C (73W) TL	Sportec M5 Interact	-	-	
		10		1927400	120/70 ZR 17 M/C (58W) TL	Sportec M5 Interact	1948500	190/50 ZR 17 M/C (73W) TL	Sportec M5 Interact	-	-	





MANUFACTURER	TYPE	Footnotes	FRONT TYRE			REAR TYRE			Inflation Pressure (bar)		
			IP-code	Size	Metzeler-Tread Pattern	IP-code	Size	Metzeler-Tread Pattern	Front	Rear	
TNT 1130; Sport	TN		27	1321800	120/70 ZR 17 M/C (58W) TL	SPORTEC M-1	1321900	190/50 ZR 17 M/C (73W) TL	SPORTEC M-1	-	-
			27	1448100	120/70 ZR 17 M/C (58W) TL	Roadtec Z6 Front	1448600	180/55 ZR 17 M/C (73W) TL	Roadtec Z6	-	-
			27	1448100	120/70 ZR 17 M/C (58W) TL	Roadtec Z6 Front	1449000	190/50 ZR 17 M/C (73W) TL	Roadtec Z6	-	-
			27	1590400	120/65 ZR 17 M/C (56W) TL	Sportec M3	1591000	180/55 ZR 17 M/C (73W) TL	Sportec M3	-	-
			27	1590400	120/65 ZR 17 M/C (56W) TL	Sportec M3	1591100	190/50 ZR 17 M/C (73W) TL	Sportec M3	-	-
			27	1590400	120/65 ZR 17 M/C (56W) TL	Sportec M3	1591200	200/50 ZR 17 M/C (75W) TL	Sportec M3	-	-
			27	1590500	120/70 ZR 17 M/C (58W) TL	Sportec M3	1591000	180/55 ZR 17 M/C (73W) TL	Sportec M3	-	-
			27	1590500	120/70 ZR 17 M/C (58W) TL	Sportec M3	1591100	190/50 ZR 17 M/C (73W) TL	Sportec M3	-	-
			27	1590500	120/70 ZR 17 M/C (58W) TL	Sportec M3	1591200	200/50 ZR 17 M/C (75W) TL	Sportec M3	-	-
			27	1677300	120/70 ZR 17 M/C (58W) TL	Racetec K3 Front	1677500	180/55 ZR 17 M/C (73W) TL	Racetec K3	-	-
			27	1677300	120/70 ZR 17 M/C (58W) TL	Racetec K3 Front	1677600	190/50 ZR 17 M/C (73W) TL	Racetec K3	-	-
			10	1826800	120/70 ZR 17 M/C (58W) TL	Roadtec Z6 Interact	1868300	190/50 ZR 17 M/C (73W) TL	Roadtec Z6 Interact	-	-
			10	1826800	120/70 ZR 17 M/C (58W) TL	Roadtec Z6 Interact	1827200	180/55 ZR 17 M/C (73W) TL	Roadtec Z6 Interact	-	-
			10	1869500	120/70 ZR 17 M/C (58W) TL	Racetec Interact K3	1869900	180/55 ZR 17 M/C (73W) TL	Racetec Interact K3	-	-
			10	1869500	120/70 ZR 17 M/C (58W) TL	Racetec Interact K3	1870400	190/50 ZR 17 M/C (73W) TL	Racetec Interact K3	-	-
TNT Sport Evo	TN		10	1927400	120/70 ZR 17 M/C (58W) TL	Sportec M5 Interact	1927600	180/55 ZR 17 M/C (73W) TL	Sportec M5 Interact	-	-
			10	1927400	120/70 ZR 17 M/C (58W) TL	Sportec M5 Interact	1948500	190/50 ZR 17 M/C (73W) TL	Sportec M5 Interact	-	-
				1448100	120/70 ZR 17 M/C (58W) TL	Roadtec Z6 Front	1449000	190/50 ZR 17 M/C (73W) TL	Roadtec Z6	-	-
				1590500	120/70 ZR 17 M/C (58W) TL	Sportec M3	1591100	190/50 ZR 17 M/C (73W) TL	Sportec M3	-	-
				1677300	120/70 ZR 17 M/C (58W) TL	Racetec K3 Front	1677600	190/50 ZR 17 M/C (73W) TL	Racetec K3	-	-
Trek 900 / 1130	TK		10	1826800	120/70 ZR 17 M/C (58W) TL	Roadtec Z6 Interact	1868300	190/50 ZR 17 M/C (73W) TL	Roadtec Z6 Interact	-	-
			10	1869500	120/70 ZR 17 M/C (58W) TL	Racetec Interact K3	1870400	190/50 ZR 17 M/C (73W) TL	Racetec Interact K3	-	-
			10	1927400	120/70 ZR 17 M/C (58W) TL	Sportec M5 Interact	1948500	190/50 ZR 17 M/C (73W) TL	Sportec M5 Interact	-	-
				1448100	120/70 ZR 17 M/C (58W) TL	Roadtec Z6 Front	1448600	180/55 ZR 17 M/C (73W) TL	Roadtec Z6	2.50	2.50
				1590500	120/70 ZR 17 M/C (58W) TL	Sportec M3	1591000	180/55 ZR 17 M/C (73W) TL	Sportec M3	2.50	2.50
BENELLI	Enduro		10	1826800	120/70 ZR 17 M/C (58W) TL	Roadtec Z6 Interact	1827200	180/55 ZR 17 M/C (73W) TL	Roadtec Z6 Interact	2.50	2.50
			10	1927400	120/70 ZR 17 M/C (58W) TL	Sportec M5 Interact	1927600	180/55 ZR 17 M/C (73W) TL	Sportec M5 Interact	2.50	2.50
				0138800	2.75 - 21 45P	ENDURO 1	0138900	4.10 - 18 60P	ENDURO 1	1.80	2.00
			10	0967300	80/100 - 21 M/C 51R	MC 4 MOTO CROSS Front	1735000	140/80 - 18 M/C 70M TT	UNICROSS	-	-
				1590500	120/70 ZR 17 M/C (58W) TL	Sportec M3	1590700	150/60 ZR 17 M/C 66W TL	Sportec M3	-	-
BETA	Street			1127800	110/80 R 19 M/C 59V TL	TOURANCE Front	1127900	150/70 R 17 M/C 69V TL	TOURANCE	2.50	2.50
				1715500	110/80 R 19 M/C 59V TL	TOURANCE EXP	1127900	150/70 R 17 M/C 69V TL	TOURANCE	2.50	2.50
				1715500	110/80 R 19 M/C 59V TL	TOURANCE EXP	1715400	150/70 R 17 M/C 69V TL	TOURANCE EXP	2.50	2.50
				1715500	110/80 R 19 M/C 59V TL	TOURANCE EXP	1998700	150/70 R 17 M/C 69V TL	TOURANCE EXP M	2.50	2.50
			10	1127800	110/80 R 19 M/C 59V TL	TOURANCE Front	1998700	150/70 R 17 M/C 69V TL	TOURANCE EXP M	2.50	2.50
BETA	Chopper u.Cruiser			1530400	110/80 - 17 M/C 57H TL	Lasertec Front	1532600	130/70 - 17 M/C 62H TL	Lasertec	-	-
				1530400	110/80 - 17 M/C 57H TL	Lasertec Front	1532700	130/80 - 17 M/C 65H TL	Lasertec	-	-
Jonathan, Euro			1531000	120/80 V 16 M/C (60V) TL	Lasertec Front	0747300	140/90 - 15 M/C 70S	ME 77	-	-	
BETA	Enduro			1530400	110/80 - 17 M/C 57H TL	Lasertec Front	1532600	130/70 - 17 M/C 62H TL	Lasertec	-	-
				0139400	3.00 - 21 51R	ENDURO 1	0139200	4.00 - 18 64R	ENDURO 2	1.80	2.00
				0144100	90/90 - 21 54S	ENDURO 3 Front	0142900	120/80 - 18 62S	ENDURO 3	-	-
			10	0144100	90/90 - 21 54S	ENDURO 3 Front	0142900	120/80 - 18 62S	ENDURO 3	-	-
				1679000	90/90 - 21 M/C 54M M&S	UNICROSS FRONT	1679100	120/90 - 18 M/C 65M M&S TT	UNICROSS	-	-
			10	1734800	80/90 - 21 M/C 48M M&S TT	MCE 6 DAYS EXTREME	1734900	110/80 - 18 M/C 58M M&S TT	MCE 6 DAYS EXTREME	-	-
				0144100	90/90 - 21 54S	ENDURO 3 Front	0142900	120/80 - 18 62S	ENDURO 3	-	-
				0139400	3.00 - 21 51R	ENDURO 1	0139200	4.00 - 18 64R	ENDURO 2	1.80	2.00
				0144100	90/90 - 21 54S	ENDURO 3 Front	0801400	140/80 - 18 70R	ENDURO 3	-	-
				1203100	90/90 - 21 M/C 54R M&S	MCE Karoo 2 Front	0887300	140/80 - 18 M/C 70R M&S	MCE Karoo	-	-
				1614300	90/90 - 21 M/C 54Q M&S TL	MCE Karoo 2 (T) Front	1666900	140/80 - 18 M/C 70Q M&S TL	MCE Karoo (T)	-	-

				1623700	90/90 - 21 M/C 54M M&S	MCE 6 DAYS EXTREME	1623900	140/80 - 18 M/C 70M M&S	MCE 6 DAYS EXTREME	-	-	
Alp 4.0			10	1679000	90/90 - 21 M/C 54M M&S	UNICROSS FRONT	1735000	140/80 - 18 M/C 70M TT	UNICROSS	-	-	
				0144100	90/90 - 21 54S	ENDURO 3 Front	0801400	140/80 - 18 70R	ENDURO 3	-	-	
			10	1679000	90/90 - 21 M/C 54M M&S	UNICROSS FRONT	1735000	140/80 - 18 M/C 70M TT	UNICROSS	-	-	
M4				1590500	120/70 ZR 17 M/C (58W) TL	Sportec M3	1590700	150/60 ZR 17 M/C 66W TL	Sportec M3	-	-	
Motard 4.0				1590500	120/70 ZR 17 M/C (58W) TL	Sportec M3	1590700	150/60 ZR 17 M/C 66W TL	Sportec M3	-	-	
RR Enduro 4T 400				0144100	90/90 - 21 54S	ENDURO 3 Front	0801400	140/80 - 18 70R	ENDURO 3	-	-	
				1203100	90/90 - 21 M/C 54R M&S	MCE Karoo 2 Front	0887300	140/80 - 18 M/C 70R M&S	MCE Karoo	-	-	
				1614300	90/90 - 21 M/C 54Q M&S TL	MCE Karoo 2 (T) Front	1666900	140/80 - 18 M/C 70Q M&S TL	MCE Karoo (T)	-	-	
				1623700	90/90 - 21 M/C 54M M&S	MCE 6 DAYS EXTREME	1623900	140/80 - 18 M/C 70M M&S	MCE 6 DAYS EXTREME	-	-	
RR Enduro 4T 450			10	1679000	90/90 - 21 M/C 54M M&S	UNICROSS FRONT	1735000	140/80 - 18 M/C 70M TT	UNICROSS	-	-	
				0144100	90/90 - 21 54S	ENDURO 3 Front	0801400	140/80 - 18 70R	ENDURO 3	-	-	
				1203100	90/90 - 21 M/C 54R M&S	MCE Karoo 2 Front	0887300	140/80 - 18 M/C 70R M&S	MCE Karoo	-	-	
				1614300	90/90 - 21 M/C 54Q M&S TL	MCE Karoo 2 (T) Front	1666900	140/80 - 18 M/C 70Q M&S TL	MCE Karoo (T)	-	-	
				1623700	90/90 - 21 M/C 54M M&S	MCE 6 DAYS EXTREME	1623900	140/80 - 18 M/C 70M M&S	MCE 6 DAYS EXTREME	-	-	
RR Enduro 4T 525			10	1679000	90/90 - 21 M/C 54M M&S	UNICROSS FRONT	1735000	140/80 - 18 M/C 70M TT	UNICROSS	-	-	
				0144100	90/90 - 21 54S	ENDURO 3 Front	0801400	140/80 - 18 70R	ENDURO 3	-	-	
				1203100	90/90 - 21 M/C 54R M&S	MCE Karoo 2 Front	0887300	140/80 - 18 M/C 70R M&S	MCE Karoo	-	-	
				1614300	90/90 - 21 M/C 54Q M&S TL	MCE Karoo 2 (T) Front	1666900	140/80 - 18 M/C 70Q M&S TL	MCE Karoo (T)	-	-	
				1623700	90/90 - 21 M/C 54M M&S	MCE 6 DAYS EXTREME	1623900	140/80 - 18 M/C 70M M&S	MCE 6 DAYS EXTREME	-	-	
			10	1679000	90/90 - 21 M/C 54M M&S	UNICROSS FRONT	1735000	140/80 - 18 M/C 70M TT	UNICROSS	-	-	
BIMOTA	Street											
YB 9, SR	YB 9			12	1590300	120/60 ZR 17 M/C (55W) TL	Sportec M3	1590800	160/60 ZR 17 M/C (69W) TL	Sportec M3	2.50	2.90
				10	1927400	120/70 ZR 17 M/C (58W) TL	Sportec M5 Interact	1971300	160/60 ZR 17 M/C (69W) TL	Sportec M5 Interact	2.50	2.90
				10	1971200	120/60 ZR 17 M/C (55W) TL	Sportec M5 Interact	1971300	160/60 ZR 17 M/C (69W) TL	Sportec M5 Interact	2.50	2.90
Supermono				12	1590500	120/70 ZR 17 M/C (58W) TL	Sportec M3	1590800	160/60 ZR 17 M/C (69W) TL	Sportec M3	2.50	2.90
				10	1927400	120/70 ZR 17 M/C (58W) TL	Sportec M5 Interact	1971300	160/60 ZR 17 M/C (69W) TL	Sportec M5 Interact	2.50	2.90
SB 7				12	1590300	120/60 ZR 17 M/C (55W) TL	Sportec M3	1591000	180/55 ZR 17 M/C (73W) TL	Sportec M3	2.50	2.90
				10	1971200	120/60 ZR 17 M/C (55W) TL	Sportec M5 Interact	1927600	180/55 ZR 17 M/C (73W) TL	Sportec M5 Interact	2.50	2.90
DB 2/DB 2 SR	DB 2			12	1590500	120/70 ZR 17 M/C (58W) TL	Sportec M3	1591000	180/55 ZR 17 M/C (73W) TL	Sportec M3	2.50	2.90
				12	1590500	120/70 ZR 17 M/C (58W) TL	Sportec M3	1591100	190/50 ZR 17 M/C (73W) TL	Sportec M3	2.50	2.90
				12	1677300	120/70 ZR 17 M/C (58W) TL	Racetec K3 Front	1677500	180/55 ZR 17 M/C (73W) TL	Racetec K3	2.50	2.90
				12	1677300	120/70 ZR 17 M/C (58W) TL	Racetec K3 Front	1677600	190/50 ZR 17 M/C (73W) TL	Racetec K3	2.50	2.90
				10	1869500	120/70 ZR 17 M/C (58W) TL	Racetec Interact K3	1869900	180/55 ZR 17 M/C (73W) TL	Racetec Interact K3	2.50	2.90
				10	1869500	120/70 ZR 17 M/C (58W) TL	Racetec Interact K3	1870400	190/50 ZR 17 M/C (73W) TL	Racetec Interact K3	2.50	2.90
				10	1927400	120/70 ZR 17 M/C (58W) TL	Sportec M5 Interact	1927600	180/55 ZR 17 M/C (73W) TL	Sportec M5 Interact	2.50	2.90
				10	1927400	120/70 ZR 17 M/C (58W) TL	Sportec M5 Interact	1948500	190/50 ZR 17 M/C (73W) TL	Sportec M5 Interact	2.50	2.90
DB4				12	1590500	120/70 ZR 17 M/C (58W) TL	Sportec M3	1591000	180/55 ZR 17 M/C (73W) TL	Sportec M3	2.50	2.90
				12	1677300	120/70 ZR 17 M/C (58W) TL	Racetec K3 Front	1677500	180/55 ZR 17 M/C (73W) TL	Racetec K3	2.50	2.90
				10	1869500	120/70 ZR 17 M/C (58W) TL	Racetec Interact K3	1869900	180/55 ZR 17 M/C (73W) TL	Racetec Interact K3	2.50	2.90
				10	1927400	120/70 ZR 17 M/C (58W) TL	Sportec M5 Interact	1927600	180/55 ZR 17 M/C (73W) TL	Sportec M5 Interact	2.50	2.90
Mantra 900				12	1448100	120/70 ZR 17 M/C (58W) TL	Roadtec Z6 Front	1448600	180/55 ZR 17 M/C (73W) TL	Roadtec Z6	2.50	2.90
				10	1826800	120/70 ZR 17 M/C (58W) TL	Roadtec Z6 Interact	1827200	180/55 ZR 17 M/C (73W) TL	Roadtec Z6 Interact	2.50	2.90
				10	1927400	120/70 ZR 17 M/C (58W) TL	Sportec M5 Interact	1927600	180/55 ZR 17 M/C (73W) TL	Sportec M5 Interact	2.50	2.90
Tesi 1D 906				12	1590500	120/70 ZR 17 M/C (58W) TL	Sportec M3	1591000	180/55 ZR 17 M/C (73W) TL	Sportec M3	2.50	2.90
				12	1590500	120/70 ZR 17 M/C (58W) TL	Sportec M3	1591100	190/50 ZR 17 M/C (73W) TL	Sportec M3	2.50	2.90
				12	1677300	120/70 ZR 17 M/C (58W) TL	Racetec K3 Front	1677500	180/55 ZR 17 M/C (73W) TL	Racetec K3	2.50	2.90
				12	1677300	120/70 ZR 17 M/C (58W) TL	Racetec K3 Front	1677600	190/50 ZR 17 M/C (73W) TL	Racetec K3	2.50	2.90
				10	1869500	120/70 ZR 17 M/C (58W) TL	Racetec Interact K3	1869900	180/55 ZR 17 M/C (73W) TL	Racetec Interact K3	2.50	2.90
				10	1869500	120/70 ZR 17 M/C (58W) TL	Racetec Interact K3	1870400	190/50 ZR 17 M/C (73W) TL	Racetec Interact K3	2.50	2.90
				10	1927400	120/70 ZR 17 M/C (58W) TL	Sportec M5 Interact	1927600	180/55 ZR 17 M/C (73W) TL	Sportec M5 Interact	2.50	2.90
				10	1927400	120/70 ZR 17 M/C (58W) TL	Sportec M5 Interact	1948500	190/50 ZR 17 M/C (73W) TL	Sportec M5 Interact	2.50	2.90
Tesi 1D 906 E.F.				12	1590500	120/70 ZR 17 M/C (58W) TL	Sportec M3	1591000	180/55 ZR 17 M/C (73W) TL	Sportec M3	2.50	2.90
				12	1590500	120/70 ZR 17 M/C (58W) TL	Sportec M3	1591100	190/50 ZR 17 M/C (73W) TL	Sportec M3	2.50	2.90
				12	1677300	120/70 ZR 17 M/C (58W) TL	Racetec K3 Front	1677500	180/55 ZR 17 M/C (73W) TL	Racetec K3	2.50	2.90
				12	1677300	120/70 ZR 17 M/C (58W) TL	Racetec K3 Front	1677600	190/50 ZR 17 M/C (73W) TL	Racetec K3	2.50	2.90
				10	1869500	120/70 ZR 17 M/C (58W) TL	Racetec Interact K3	1869900	180/55 ZR 17 M/C (73W) TL	Racetec Interact K3	2.50	2.90
				10	1869500	120/70 ZR 17 M/C (58W) TL	Racetec Interact K3	1870400	190/50 ZR 17 M/C (73W) TL	Racetec Interact K3	2.50	2.90
				10	1927400	120/70 ZR 17 M/C (58W) TL	Sportec M5 Interact	1927600	180/55 ZR 17 M/C (73W) TL	Sportec M5 Interact	2.50	2.90
				10	1927400	120/70 ZR 17 M/C (58W) TL	Sportec M5 Interact	1948500	190/50 ZR 17 M/C (73W) TL	Sportec M5 Interact	2.50	2.90



YB 8 Biposto	YB 8	10	1927400	120/70 ZR 17 M/C (58W) TL	Sportec M5 Interact	1948500	190/50 ZR 17 M/C (73W) TL	Sportec M5 Interact	2.50	2.90		
		12	1590500	120/70 ZR 17 M/C (58W) TL	Sportec M3	1591000	180/55 ZR 17 M/C (73W) TL	Sportec M3	2.50	2.90		
		12	1590500	120/70 ZR 17 M/C (58W) TL	Sportec M3	1591100	190/50 ZR 17 M/C (73W) TL	Sportec M3	2.50	2.90		
		12	1677300	120/70 ZR 17 M/C (58W) TL	Racetec K3 Front	1677500	180/55 ZR 17 M/C (73W) TL	Racetec K3	2.50	2.90		
		12	1677300	120/70 ZR 17 M/C (58W) TL	Racetec K3 Front	1677600	190/50 ZR 17 M/C (73W) TL	Racetec K3	2.50	2.90		
		10	1869500	120/70 ZR 17 M/C (58W) TL	Racetec Interact K3	1869900	180/55 ZR 17 M/C (73W) TL	Racetec Interact K3	2.50	2.90		
		10	1869500	120/70 ZR 17 M/C (58W) TL	Racetec Interact K3	1870400	190/50 ZR 17 M/C (73W) TL	Racetec Interact K3	2.50	2.90		
		10	1927400	120/70 ZR 17 M/C (58W) TL	Sportec M5 Interact	1927600	180/55 ZR 17 M/C (73W) TL	Sportec M5 Interact	2.50	2.90		
		10	1927400	120/70 ZR 17 M/C (58W) TL	Sportec M5 Interact	1948500	190/50 ZR 17 M/C (73W) TL	Sportec M5 Interact	2.50	2.90		
		12	1590500	120/70 ZR 17 M/C (58W) TL	Sportec M3	1591000	180/55 ZR 17 M/C (73W) TL	Sportec M3	2.50	2.90		
YB 8 e.i.Furano	YB 8	12	1590500	120/70 ZR 17 M/C (58W) TL	Sportec M3	1591100	190/50 ZR 17 M/C (73W) TL	Sportec M3	2.50	2.90		
		12	1677300	120/70 ZR 17 M/C (58W) TL	Racetec K3 Front	1677500	180/55 ZR 17 M/C (73W) TL	Racetec K3	2.50	2.90		
		12	1677300	120/70 ZR 17 M/C (58W) TL	Racetec K3 Front	1677600	190/50 ZR 17 M/C (73W) TL	Racetec K3	2.50	2.90		
		10	1869500	120/70 ZR 17 M/C (58W) TL	Racetec Interact K3	1869900	180/55 ZR 17 M/C (73W) TL	Racetec Interact K3	2.50	2.90		
		10	1869500	120/70 ZR 17 M/C (58W) TL	Racetec Interact K3	1870400	190/50 ZR 17 M/C (73W) TL	Racetec Interact K3	2.50	2.90		
		10	1927400	120/70 ZR 17 M/C (58W) TL	Sportec M5 Interact	1927600	180/55 ZR 17 M/C (73W) TL	Sportec M5 Interact	2.50	2.90		
		10	1927400	120/70 ZR 17 M/C (58W) TL	Sportec M5 Interact	1948500	190/50 ZR 17 M/C (73W) TL	Sportec M5 Interact	2.50	2.90		
		12	1590500	120/70 ZR 17 M/C (58W) TL	Sportec M3	1591000	180/55 ZR 17 M/C (73W) TL	Sportec M3	2.50	2.90		
		12	1590500	120/70 ZR 17 M/C (58W) TL	Sportec M3	1591100	190/50 ZR 17 M/C (73W) TL	Sportec M3	2.50	2.90		
		12	1677300	120/70 ZR 17 M/C (58W) TL	Racetec K3 Front	1677500	180/55 ZR 17 M/C (73W) TL	Racetec K3	2.50	2.90		
YB 8 Evolution	YB 8	12	1677300	120/70 ZR 17 M/C (58W) TL	Racetec K3 Front	1677600	190/50 ZR 17 M/C (73W) TL	Racetec K3	2.50	2.90		
		10	1869500	120/70 ZR 17 M/C (58W) TL	Racetec Interact K3	1869900	180/55 ZR 17 M/C (73W) TL	Racetec Interact K3	2.50	2.90		
		10	1869500	120/70 ZR 17 M/C (58W) TL	Racetec Interact K3	1870400	190/50 ZR 17 M/C (73W) TL	Racetec Interact K3	2.50	2.90		
		10	1927400	120/70 ZR 17 M/C (58W) TL	Sportec M5 Interact	1927600	180/55 ZR 17 M/C (73W) TL	Sportec M5 Interact	2.50	2.90		
		10	1927400	120/70 ZR 17 M/C (58W) TL	Sportec M5 Interact	1948500	190/50 ZR 17 M/C (73W) TL	Sportec M5 Interact	2.50	2.90		
		12	1590500	120/70 ZR 17 M/C (58W) TL	Sportec M3	1591000	180/55 ZR 17 M/C (73W) TL	Sportec M3	2.50	2.90		
		12	1590500	120/70 ZR 17 M/C (58W) TL	Sportec M3	1591100	190/50 ZR 17 M/C (73W) TL	Sportec M3	2.50	2.90		
		12	1677300	120/70 ZR 17 M/C (58W) TL	Racetec K3 Front	1677500	180/55 ZR 17 M/C (73W) TL	Racetec K3	2.50	2.90		
		12	1677300	120/70 ZR 17 M/C (58W) TL	Racetec K3 Front	1677600	190/50 ZR 17 M/C (73W) TL	Racetec K3	2.50	2.90		
		10	1869500	120/70 ZR 17 M/C (58W) TL	Racetec Interact K3	1869900	180/55 ZR 17 M/C (73W) TL	Racetec Interact K3	2.50	2.90		
BMW	Street	10	1869500	120/70 ZR 17 M/C (58W) TL	Racetec Interact K3	1870400	190/50 ZR 17 M/C (73W) TL	Racetec Interact K3	2.50	2.90		
		10	1927400	120/70 ZR 17 M/C (58W) TL	Sportec M5 Interact	1927600	180/55 ZR 17 M/C (73W) TL	Sportec M5 Interact	2.50	2.90		
		10	1927400	120/70 ZR 17 M/C (58W) TL	Sportec M5 Interact	1948500	190/50 ZR 17 M/C (73W) TL	Sportec M5 Interact	2.50	2.90		
		R 45		23	1531700	90/90 - 18 M/C 51H TL	Lasertec Front	1533900	4.00 - 18 M/C 64V TL	Lasertec	2.10	2.30
				23	0111700	3.25 - 18 52H	ME 11	0130700	4.00 - 18 64S TL	ME 77	2.10	2.30
				23	0111700	3.25 - 18 52H	ME 11	1533900	4.00 - 18 M/C 64V TL	Lasertec	2.10	2.30
		R 50/5			0111100	3.25 - 19 54S TT/TL	ME 11	0130700	4.00 - 18 64S TL	ME 77	2.20	2.30
					0111100	3.25 - 19 54S TT/TL	ME 11	1533900	4.00 - 18 M/C 64V TL	Lasertec	2.20	2.30
					1530000	100/90 - 19 M/C 57H TL	Lasertec Front	1533900	4.00 - 18 M/C 64V TL	Lasertec	2.20	2.30
					1531300	3.25 - 19 M/C 54H TL	Lasertec Front	1533900	4.00 - 18 M/C 64V TL	Lasertec	2.20	2.30
R 60/5,/6,/7			0111100	3.25 - 19 54S TT/TL	ME 11	0130700	4.00 - 18 64S TL	ME 77	2.20	2.30		
			0111100	3.25 - 19 54S TT/TL	ME 11	1533900	4.00 - 18 M/C 64V TL	Lasertec	2.20	2.30		
			1530000	100/90 - 19 M/C 57H TL	Lasertec Front	1533900	4.00 - 18 M/C 64V TL	Lasertec	2.20	2.30		
			1531300	3.25 - 19 M/C 54H TL	Lasertec Front	1533900	4.00 - 18 M/C 64V TL	Lasertec	2.20	2.30		
F 650 CS Scarver	E650C		1590200	110/70 ZR 17 M/C 54W TL	Sportec M3	1590700	150/60 ZR 17 M/C 66W TL	Sportec M3	2.20	2.50		
			1590200	110/70 ZR 17 M/C 54W TL	Sportec M3	1590800	160/60 ZR 17 M/C (69W) TL	Sportec M3	2.20	2.50		
F 650 CS Scarver	K 14		1590200	110/70 ZR 17 M/C 54W TL	Sportec M3	1590700	150/60 ZR 17 M/C 66W TL	Sportec M3	2.20	2.50		
			1590200	110/70 ZR 17 M/C 54W TL	Sportec M3	1590800	160/60 ZR 17 M/C (69W) TL	Sportec M3	2.20	2.50		
F 650 ST	169	23	1529800	100/90 - 18 M/C 56H TL	Lasertec Front	0843500	130/80 R 17 65H TL	ME Z2	2.20	2.50		
R 65			0112400	90/90 - 18 51H TL	ME 11	0131800	4.00 - 18 64H TL	ME 77	-	-		
R 65('85) 20/35 kW			0112400	90/90 - 18 51H TL	ME 11	1532100	120/90 - 18 M/C 65H TL	Lasertec	2.40	2.90		
R 65 33KW		23	0112400	90/90 - 18 51H TL	ME 11	0130700	4.00 - 18 64S TL	ME 77	2.20	2.30		
		23	0112400	90/90 - 18 51H TL	ME 11	1533900	4.00 - 18 M/C 64V TL	Lasertec	2.20	2.30		
		23	1531700	90/90 - 18 M/C 51H TL	Lasertec Front	1533900	4.00 - 18 M/C 64V TL	Lasertec	2.20	2.30		
		23	0111700	3.25 - 18 52H	ME 11	0130700	4.00 - 18 64S TL	ME 77	2.20	2.30		
		23	0111700	3.25 - 18 52H	ME 11	1533900	4.00 - 18 M/C 64V TL	Lasertec	2.20	2.30		
R 65 37KW		23	0112400	90/90 - 18 51H TL	ME 11	0131800	4.00 - 18 64H TL	ME 77	2.20	2.30		
		23	0112400	90/90 - 18 51H TL	ME 11	1533900	4.00 - 18 M/C 64V TL	Lasertec	2.20	2.30		
		23	1531700	90/90 - 18 M/C 51H TL	Lasertec Front	1533900	4.00 - 18 M/C 64V TL	Lasertec	2.20	2.30		
		23	0111700	3.25 - 18 52H	ME 11	0131800	4.00 - 18 64H TL	ME 77	2.20	2.30		
		23	0111700	3.25 - 18 52H	ME 11	1533900	4.00 - 18 M/C 64V TL	Lasertec	2.20	2.30		
R 65 LS			0112400	90/90 - 18 51H TL	ME 11	1533900	4.00 - 18 M/C 64V TL	Lasertec	2.20	2.30		
		23	0112400	90/90 - 18 51H TL	ME 11	0131800	4.00 - 18 64H TL	ME 77	2.20	2.30		
		23	1531700	90/90 - 18 M/C 51H TL	Lasertec Front	1533900	4.00 - 18 M/C 64V TL	Lasertec	2.20	2.30		
		23	0111700	3.25 - 18 52H	ME 11	0131800	4.00 - 18 64H TL	ME 77	2.20	2.30		
		23	0111700	3.25 - 18 52H	ME 11	1533900	4.00 - 18 M/C 64V TL	Lasertec	2.20	2.30		



MANUFACTURER	TYPE	Footnotes	FRONT TYRE			REAR TYRE			Inflation Pressure (bar)		
			IP-code	Size	Metzeler-Tread Pattern	IP-code	Size	Metzeler-Tread Pattern	Front	Rear	
K 75/K 75 C			1529800	100/90 - 18 M/C 56H TL	Lasertec Front	1533100	130/80 V 18 M/C (66V) TL	Lasertec	2.00	2.50	
			1529800	100/90 - 18 M/C 56H TL	Lasertec Front	1532100	120/90 - 18 M/C 65H TL	Lasertec	2.00	2.50	
K 75/ K 75 RT			1534500	100/90 V 18 M/C (56V) TL	Lasertec Front	1532900	130/90 - 17 M/C 68V TL	Lasertec	2.50	2.90	
K 75 S			1534500	100/90 V 18 M/C (56V) TL	Lasertec Front	1532900	130/90 - 17 M/C 68V TL	Lasertec	2.00	2.50	
R 75/5, /6, /7			0111100	3.25 - 19 54S TT/TL	ME 11	0130700	4.00 - 18 64S TL	ME 77	2.10	2.30	
			0111100	3.25 - 19 54S TT/TL	ME 11	1533900	4.00 - 18 M/C 64V TL	Lasertec	2.10	2.30	
			1530000	100/90 - 19 M/C 57H TL	Lasertec Front	1533900	4.00 - 18 M/C 64V TL	Lasertec	2.10	2.30	
			1531300	3.25 - 19 M/C 54H TL	Lasertec Front	1533900	4.00 - 18 M/C 64V TL	Lasertec	2.10	2.30	
F 800 R	E8ST		1590500	120/70 ZR 17 M/C (58W) TL	Sportec M3	1591000	180/55 ZR 17 M/C (73W) TL	Sportec M3	2.50	2.90	
			1826800	120/70 ZR 17 M/C (58W) TL	Roadtec Z6 Interact	1827200	180/55 ZR 17 M/C (73W) TL	Roadtec Z6 Interact	2.50	2.90	
F 800 S	E8ST	10	1927400	120/70 ZR 17 M/C (58W) TL	Sportec M5 Interact	1927600	180/55 ZR 17 M/C (73W) TL	Sportec M5 Interact	2.50	2.90	
			1448100	120/70 ZR 17 M/C (58W) TL	Roadtec Z6 Front	1637600	180/55 ZR 17 M/C (73W) TL	Roadtec Z6 E	2.50	2.90	
			1637500	120/70 ZR 17 M/C (58W) TL	SPORTEC M-1 E	1418400	180/55 ZR 17 M/C (73W) TL	SPORTEC M-1 B	2.50	2.90	
			1826900	120/70 ZR 17 M/C (58W) TL	Roadtec Z6 Interact G	1827300	180/55 ZR 17 M/C (73W) TL	Roadtec Z6 Interact C	2.50	2.90	
			1590500	120/70 ZR 17 M/C (58W) TL	Sportec M3	1591000	180/55 ZR 17 M/C (73W) TL	Sportec M3	2.50	2.90	
F 800 ST	E8ST	10	1927400	120/70 ZR 17 M/C (58W) TL	Sportec M5 Interact	1927600	180/55 ZR 17 M/C (73W) TL	Sportec M5 Interact	2.50	2.90	
			1448100	120/70 ZR 17 M/C (58W) TL	Roadtec Z6 Front	1637600	180/55 ZR 17 M/C (73W) TL	Roadtec Z6 E	2.50	2.90	
			1637500	120/70 ZR 17 M/C (58W) TL	SPORTEC M-1 E	1418400	180/55 ZR 17 M/C (73W) TL	SPORTEC M-1 B	2.50	2.90	
			1826900	120/70 ZR 17 M/C (58W) TL	Roadtec Z6 Interact G	1827300	180/55 ZR 17 M/C (73W) TL	Roadtec Z6 Interact C	2.50	2.90	
			1590500	120/70 ZR 17 M/C (58W) TL	Sportec M3	1591000	180/55 ZR 17 M/C (73W) TL	Sportec M3	2.50	2.90	
R 80/7			10	1927400	120/70 ZR 17 M/C (58W) TL	Sportec M5 Interact	1927600	180/55 ZR 17 M/C (73W) TL	Sportec M5 Interact	2.50	2.90
			23	1530000	100/90 - 19 M/C 57H TL	Lasertec Front	1533900	4.00 - 18 M/C 64V TL	Lasertec	2.10	2.30
R 80/R 80 RT			23	1531300	3.25 - 19 M/C 54H TL	Lasertec Front	1533900	4.00 - 18 M/C 64V TL	Lasertec	2.10	2.30
				1530000	100/90 - 19 M/C 57H TL	Lasertec Front	1533900	4.00 - 18 M/C 64V TL	Lasertec	2.20	2.50
				0111100	3.25 - 19 54S TT/TL	ME 11	0130700	4.00 - 18 64S TL	ME 77	2.20	2.50
				0111100	3.25 - 19 54S TT/TL	ME 11	1533900	4.00 - 18 M/C 64V TL	Lasertec	2.20	2.50
				0112400	90/90 - 18 51H TL	ME 11	1532100	120/90 - 18 M/C 65H TL	Lasertec	2.40	2.90
R 80 R Roadster	247 E		1531300	3.25 - 19 M/C 54H TL	Lasertec Front	1533900	4.00 - 18 M/C 64V TL	Lasertec	2.20	2.50	
			1534800	110/80 V 18 M/C (58V) TL	Lasertec Front	1533200	140/80 B 17 M/C 69V TL	Lasertec	2.50	2.70	
R 80 ST			1530500	110/80 - 18 M/C 58H TL	Lasertec Front	1532700	130/80 - 17 M/C 65H TL	Lasertec	2.50	2.70	
			23	1530000	100/90 - 19 M/C 57H TL	Lasertec Front	1532100	120/90 - 18 M/C 65H TL	Lasertec	2.10	2.30
R 850 R; R 850 R Comfort	R11R		23	1531300	3.25 - 19 M/C 54H TL	Lasertec Front	1533900	4.00 - 18 M/C 64V TL	Lasertec	2.10	2.30
				0966500	120/70 ZR 17 M/C (58W) TL	ME Z4 B FRONT	0893600	170/60 ZR 17 M/C (72W) TL	ME Z4	2.50	2.90
				1448100	120/70 ZR 17 M/C (58W) TL	Roadtec Z6 Front	1449100	170/60 ZR 17 M/C (72W) TL	Roadtec Z6	2.50	2.90
				1448100	120/70 ZR 17 M/C (58W) TL	Roadtec Z6 Front	1827100	170/60 ZR 17 M/C (72W) TL	Roadtec Z6 Interact	2.50	2.90
				1826800	120/70 ZR 17 M/C (58W) TL	Roadtec Z6 Interact	1449100	170/60 ZR 17 M/C (72W) TL	Roadtec Z6	2.50	2.90
R 850 R; R 850 R Comfort	R 21		1826800	120/70 ZR 17 M/C (58W) TL	Roadtec Z6 Interact	1827100	170/60 ZR 17 M/C (72W) TL	Roadtec Z6 Interact	2.50	2.90	
				0966500	120/70 ZR 17 M/C (58W) TL	ME Z4 B FRONT	0893600	170/60 ZR 17 M/C (72W) TL	ME Z4	2.50	2.90
				1448100	120/70 ZR 17 M/C (58W) TL	Roadtec Z6 Front	1449100	170/60 ZR 17 M/C (72W) TL	Roadtec Z6	2.50	2.90
				1448100	120/70 ZR 17 M/C (58W) TL	Roadtec Z6 Front	1827100	170/60 ZR 17 M/C (72W) TL	Roadtec Z6 Interact	2.50	2.90
				1826800	120/70 ZR 17 M/C (58W) TL	Roadtec Z6 Interact	1449100	170/60 ZR 17 M/C (72W) TL	Roadtec Z6	2.50	2.90
R 850 R	259		1826800	120/70 ZR 17 M/C (58W) TL	Roadtec Z6 Interact	1827100	170/60 ZR 17 M/C (72W) TL	Roadtec Z6 Interact	2.50	2.90	
				0966500	120/70 ZR 17 M/C (58W) TL	ME Z4 B FRONT	0948100	160/60 ZR 18 M/C (70W) TL	ME Z4	2.50	2.90
				1448100	120/70 ZR 17 M/C (58W) TL	Roadtec Z6 Front	1448900	160/60 ZR 18 M/C (70W) TL	Roadtec Z6	2.50	2.90
				1826900	120/70 ZR 17 M/C (58W) TL	Roadtec Z6 Interact G	1926800	160/60 ZR 18 M/C (70W) TL	Roadtec Z6 Interact	2.50	2.90
				1448500	110/80 ZR 18 M/C (58W) TL	Roadtec Z6 Front	1448800	150/70 ZR 17 M/C (69W) TL	Roadtec Z6	2.50	2.90
R 850RT & R 1100RT Behörde (spokewheel)	259		10	1927200	110/80 ZR 18 M/C (58W) TL	Roadtec Z6 Interact	1926900	150/70 ZR 17 M/C (69W) TL	Roadtec Z6 Interact	2.50	2.90
R 850RT & R 1100RT Behörde	259		10	1927200	110/80 ZR 18 M/C (58W) TL	Roadtec Z6 Interact	1926900	150/70 ZR 17 M/C (69W) TL	Roadtec Z6 Interact	-	-
				0966500	120/70 ZR 17 M/C (58W) TL	ME Z4 B FRONT	0948100	160/60 ZR 18 M/C (70W) TL	ME Z4	-	-
				1826900	120/70 ZR 17 M/C (58W) TL	Roadtec Z6 Interact G	1448900	160/60 ZR 18 M/C (70W) TL	Roadtec Z6	-	-
				1826900	120/70 ZR 17 M/C (58W) TL	Roadtec Z6 Interact G	1926800	160/60 ZR 18 M/C (70W) TL	Roadtec Z6 Interact	-	-
R 850 RT	259			0966500	120/70 ZR 17 M/C (58W) TL	ME Z4 B FRONT	0948100	160/60 ZR 18 M/C (70W) TL	ME Z4	2.50	2.90
				1448100	120/70 ZR 17 M/C (58W) TL	Roadtec Z6 Front	1448900	160/60 ZR 18 M/C (70W) TL	Roadtec Z6	2.50	2.90

R 850 RT	R11RT			1826900	120/70 ZR 17 M/C (58W) TL	Roadtec Z6 Interact G	1926800	160/60 ZR 18 M/C (70W) TL	Roadtec Z6 Interact	2.50	2.90	
				0966500	120/70 ZR 17 M/C (58W) TL	ME Z4 B FRONT	0893600	170/60 ZR 17 M/C (72W) TL	ME Z4	2.50	2.90	
				1448100	120/70 ZR 17 M/C (58W) TL	Roadtec Z6 Front	1449100	170/60 ZR 17 M/C (72W) TL	Roadtec Z6	2.50	2.90	
				1448100	120/70 ZR 17 M/C (58W) TL	Roadtec Z6 Front	1827100	170/60 ZR 17 M/C (72W) TL	Roadtec Z6 Interact	2.50	2.90	
				1826800	120/70 ZR 17 M/C (58W) TL	Roadtec Z6 Interact	1449100	170/60 ZR 17 M/C (72W) TL	Roadtec Z6	2.50	2.90	
R 850 RT	R22			1826800	120/70 ZR 17 M/C (58W) TL	Roadtec Z6 Interact	1827100	170/60 ZR 17 M/C (72W) TL	Roadtec Z6 Interact	2.50	2.90	
				0966500	120/70 ZR 17 M/C (58W) TL	ME Z4 B FRONT	0893600	170/60 ZR 17 M/C (72W) TL	ME Z4	2.50	2.90	
				1448100	120/70 ZR 17 M/C (58W) TL	Roadtec Z6 Front	1449100	170/60 ZR 17 M/C (72W) TL	Roadtec Z6	2.50	2.90	
				1448100	120/70 ZR 17 M/C (58W) TL	Roadtec Z6 Front	1827100	170/60 ZR 17 M/C (72W) TL	Roadtec Z6 Interact	2.50	2.90	
				1826800	120/70 ZR 17 M/C (58W) TL	Roadtec Z6 Interact	1449100	170/60 ZR 17 M/C (72W) TL	Roadtec Z6	2.50	2.90	
				1826800	120/70 ZR 17 M/C (58W) TL	Roadtec Z6 Interact	1827100	170/60 ZR 17 M/C (72W) TL	Roadtec Z6 Interact	2.50	2.90	
				1044700	120/70 R 17 M/C 58V TL	ME 880 MARATHON Front	1194300	170/60 R 17 M/C 72V TL	ME 880 MARATHON #	2.50	2.90	
				1044700	120/70 R 17 M/C 58V TL	ME 880 MARATHON Front	1862200	170/60 R 17 M/C 78V reinf.TL	ME 880 MARATHON	2.50	2.90	
R 90/6, R 90 S			21	23	1530000	100/90 - 19 M/C 57H TL	Lasertec Front	1533900	4.00 - 18 M/C 64V TL	Lasertec	2.10	2.30
				23	1531300	3.25 - 19 M/C 54H TL	Lasertec Front	1533900	4.00 - 18 M/C 64V TL	Lasertec	2.10	2.30
K 100, RS, LT, RT					1534800	110/80 V 18 M/C (58V) TL	Lasertec Front	1533200	140/80 B 17 M/C 69V TL	Lasertec	2.30	2.90
					1534500	100/90 V 18 M/C (56V) TL	Lasertec Front	1532900	130/90 - 17 M/C 68V TL	Lasertec	2.50	2.90
K 100 RS/4	100				0966500	120/70 ZR 17 M/C (58W) TL	ME Z4 B FRONT	0948100	160/60 ZR 18 M/C (70W) TL	ME Z4	2.50	2.50
					1448100	120/70 ZR 17 M/C (58W) TL	Roadtec Z6 Front	1448900	160/60 ZR 18 M/C (70W) TL	Roadtec Z6	2.50	2.50
					1826800	120/70 ZR 17 M/C (58W) TL	Roadtec Z6 Interact	1926800	160/60 ZR 18 M/C (70W) TL	Roadtec Z6 Interact	2.50	2.90
K 1	100				0966500	120/70 ZR 17 M/C (58W) TL	ME Z4 B FRONT	0948100	160/60 ZR 18 M/C (70W) TL	ME Z4	2.50	2.50
					1448100	120/70 ZR 17 M/C (58W) TL	Roadtec Z6 Front	1448900	160/60 ZR 18 M/C (70W) TL	Roadtec Z6	2.50	2.50
					1826800	120/70 ZR 17 M/C (58W) TL	Roadtec Z6 Interact	1926800	160/60 ZR 18 M/C (70W) TL	Roadtec Z6 Interact	2.50	2.90
R 100/7				23	1530000	100/90 - 19 M/C 57H TL	Lasertec Front	1533900	4.00 - 18 M/C 64V TL	Lasertec	2.10	2.30
				23	1531300	3.25 - 19 M/C 54H TL	Lasertec Front	1533900	4.00 - 18 M/C 64V TL	Lasertec	2.10	2.30
R 100 R, Roadster, Mystic	247 E				1534800	110/80 V 18 M/C (58V) TL	Lasertec Front	1533200	140/80 B 17 M/C 69V TL	Lasertec	2.50	2.70
					1530500	110/80 - 18 M/C 58H TL	Lasertec Front	1532700	130/80 - 17 M/C 65H TL	Lasertec	2.50	2.70
R 100 RS					0112400	90/90 - 18 51H TL	ME 11	1532100	120/90 - 18 M/C 65H TL	Lasertec	2.40	2.90
R 100 RS, RT				23	1530000	100/90 - 19 M/C 57H TL	Lasertec Front	1533900	4.00 - 18 M/C 64V TL	Lasertec	2.20	2.30
				23	1531300	3.25 - 19 M/C 54H TL	Lasertec Front	1533900	4.00 - 18 M/C 64V TL	Lasertec	2.20	2.30
R 100 RT, Classic					0112400	90/90 - 18 51H TL	ME 11	1532100	120/90 - 18 M/C 65H TL	Lasertec	2.40	2.90
					1531700	90/90 - 18 M/C 51H TL	Lasertec Front	1532100	120/90 - 18 M/C 65H TL	Lasertec	2.40	2.90
R 100 S, CS				23	1530000	100/90 - 19 M/C 57H TL	Lasertec Front	1533900	4.00 - 18 M/C 64V TL	Lasertec	2.10	2.30
				23	1531300	3.25 - 19 M/C 54H TL	Lasertec Front	1533900	4.00 - 18 M/C 64V TL	Lasertec	2.10	2.30
S 1000 RR	K10				1869500	120/70 ZR 17 M/C (58W) TL	Racetec Interact K3	1870300	190/55 ZR 17 M/C (75W) TL	Racetec Interact K3	-	-
				10	1590500	120/70 ZR 17 M/C (58W) TL	Sportec M3	1828400	190/55 ZR 17 M/C (75W) TL	Sportec M3	-	-
				10	1927400	120/70 ZR 17 M/C (58W) TL	Sportec M5 Interact	1927500	190/55 ZR 17 M/C (75W) TL	Sportec M5 Interact	-	-
K 1100 LT,Special Edition					1534800	110/80 V 18 M/C (58V) TL	Lasertec Front	1533200	140/80 B 17 M/C 69V TL	Lasertec	2.50	2.90
K 1100 RS	100				0966500	120/70 ZR 17 M/C (58W) TL	ME Z4 B FRONT	0948100	160/60 ZR 18 M/C (70W) TL	ME Z4	2.50	2.90
					1448100	120/70 ZR 17 M/C (58W) TL	Roadtec Z6 Front	1448900	160/60 ZR 18 M/C (70W) TL	Roadtec Z6	2.50	2.90
					1826800	120/70 ZR 17 M/C (58W) TL	Roadtec Z6 Interact	1926800	160/60 ZR 18 M/C (70W) TL	Roadtec Z6 Interact	2.50	2.90
R 1100 R	259				0966500	120/70 ZR 17 M/C (58W) TL	ME Z4 B FRONT	0948100	160/60 ZR 18 M/C (70W) TL	ME Z4	2.50	2.90
					1448100	120/70 ZR 17 M/C (58W) TL	Roadtec Z6 Front	1448900	160/60 ZR 18 M/C (70W) TL	Roadtec Z6	2.50	2.90
					1826900	120/70 ZR 17 M/C (58W) TL	Roadtec Z6 Interact G	1926800	160/60 ZR 18 M/C (70W) TL	Roadtec Z6 Interact	2.50	2.90
R 1100 RS	259				0966500	120/70 ZR 17 M/C (58W) TL	ME Z4 B FRONT	0948100	160/60 ZR 18 M/C (70W) TL	ME Z4	2.50	2.90
					1448100	120/70 ZR 17 M/C (58W) TL	Roadtec Z6 Front	1448900	160/60 ZR 18 M/C (70W) TL	Roadtec Z6	2.50	2.90
					1826900	120/70 ZR 17 M/C (58W) TL	Roadtec Z6 Interact G	1926800	160/60 ZR 18 M/C (70W) TL	Roadtec Z6 Interact	2.50	2.90
R 1100 R Spoke Wheel	259				1448500	110/80 ZR 18 M/C (58W) TL	Roadtec Z6 Front	1448800	150/70 ZR 17 M/C (69W) TL	Roadtec Z6	2.50	2.90
				10	1927200	110/80 ZR 18 M/C (58W) TL	Roadtec Z6 Interact	1926900	150/70 ZR 17 M/C (69W) TL	Roadtec Z6 Interact	2.50	2.90
R 1100 RT	259				0966500	120/70 ZR 17 M/C (58W) TL	ME Z4 B FRONT	0948100	160/60 ZR 18 M/C (70W) TL	ME Z4	2.50	2.90
					1448100	120/70 ZR 17 M/C (58W) TL	Roadtec Z6 Front	1448900	160/60 ZR 18 M/C (70W) TL	Roadtec Z6	2.50	2.90
					1826900	120/70 ZR 17 M/C (58W) TL	Roadtec Z6 Interact G	1926800	160/60 ZR 18 M/C (70W) TL	Roadtec Z6 Interact	2.50	2.90
R 1100 S (5.00 rim)	R11S				0966500	120/70 ZR 17 M/C (58W) TL	ME Z4 B FRONT	0893600	170/60 ZR 17 M/C (72W) TL	ME Z4	2.50	2.90
					1448100	120/70 ZR 17 M/C (58W) TL	Roadtec Z6 Front	1449100	170/60 ZR 17 M/C (72W) TL	Roadtec Z6	2.50	2.90
					1590500	120/70 ZR 17 M/C (58W) TL	Sportec M3	1590900	170/60 ZR 17 M/C (72W) TL	Sportec M3	2.50	2.90
					1826800	120/70 ZR 17 M/C (58W) TL	Roadtec Z6 Interact	1827100	170/60 ZR 17 M/C (72W) TL	Roadtec Z6 Interact	2.50	2.90
R 1100 S (5.00 rim)	R2S				0894900	120/70 ZR 17 M/C (58W) TL	ME Z4 FRONT	0893600	170/60 ZR 17 M/C (72W) TL	ME Z4	2.50	2.90
					0966500	120/70 ZR 17 M/C (58W) TL	ME Z4 B FRONT	0893600	170/60 ZR 17 M/C (72W) TL	ME Z4	2.50	2.90
					1448100	120/70 ZR 17 M/C (58W) TL	Roadtec Z6 Front	1449100	170/60 ZR 17 M/C (72W) TL	Roadtec Z6	2.50	2.90

				1826800	120/70 ZR 17 M/C (58W) TL	Roadtec Z6 Interact	1827300	180/55 ZR 17 M/C (73W) TL	Roadtec Z6 Interact C	2.50	2.90
			10	1869500	120/70 ZR 17 M/C (58W) TL	Racetec Interact K3	1869900	180/55 ZR 17 M/C (73W) TL	Racetec Interact K3	2.50	2.90
			10	1927400	120/70 ZR 17 M/C (58W) TL	Sportec M5 Interact	1927600	180/55 ZR 17 M/C (73W) TL	Sportec M5 Interact	2.50	2.90
R 1150 RS	R11RT			0966500	120/70 ZR 17 M/C (58W) TL	ME Z4 B FRONT	0893600	170/60 ZR 17 M/C (72W) TL	ME Z4	2.50	2.90
				1448100	120/70 ZR 17 M/C (58W) TL	Roadtec Z6 Front	1449100	170/60 ZR 17 M/C (72W) TL	Roadtec Z6	2.50	2.90
				1448100	120/70 ZR 17 M/C (58W) TL	Roadtec Z6 Front	1827100	170/60 ZR 17 M/C (72W) TL	Roadtec Z6 Interact	2.50	2.90
				1826800	120/70 ZR 17 M/C (58W) TL	Roadtec Z6 Interact	1449100	170/60 ZR 17 M/C (72W) TL	Roadtec Z6	2.50	2.90
R 1150 RS	R22			1826800	120/70 ZR 17 M/C (58W) TL	Roadtec Z6 Interact	1827100	170/60 ZR 17 M/C (72W) TL	Roadtec Z6 Interact	2.50	2.90
				0966500	120/70 ZR 17 M/C (58W) TL	ME Z4 B FRONT	0893600	170/60 ZR 17 M/C (72W) TL	ME Z4	2.50	2.90
				1448100	120/70 ZR 17 M/C (58W) TL	Roadtec Z6 Front	1449100	170/60 ZR 17 M/C (72W) TL	Roadtec Z6	2.50	2.90
				1448100	120/70 ZR 17 M/C (58W) TL	Roadtec Z6 Front	1827100	170/60 ZR 17 M/C (72W) TL	Roadtec Z6 Interact	2.50	2.90
				1826800	120/70 ZR 17 M/C (58W) TL	Roadtec Z6 Interact	1449100	170/60 ZR 17 M/C (72W) TL	Roadtec Z6	2.50	2.90
R 1150 RT	R11RT			1826800	120/70 ZR 17 M/C (58W) TL	Roadtec Z6 Interact	1827100	170/60 ZR 17 M/C (72W) TL	Roadtec Z6 Interact	2.50	2.90
				0966500	120/70 ZR 17 M/C (58W) TL	ME Z4 B FRONT	0893600	170/60 ZR 17 M/C (72W) TL	ME Z4	2.50	2.90
				1448100	120/70 ZR 17 M/C (58W) TL	Roadtec Z6 Front	1449100	170/60 ZR 17 M/C (72W) TL	Roadtec Z6	2.50	2.90
				1448100	120/70 ZR 17 M/C (58W) TL	Roadtec Z6 Front	1827100	170/60 ZR 17 M/C (72W) TL	Roadtec Z6 Interact	2.50	2.90
				1826800	120/70 ZR 17 M/C (58W) TL	Roadtec Z6 Interact	1449100	170/60 ZR 17 M/C (72W) TL	Roadtec Z6	2.50	2.90
R 1150 RT	R22			1826800	120/70 ZR 17 M/C (58W) TL	Roadtec Z6 Interact	1827100	170/60 ZR 17 M/C (72W) TL	Roadtec Z6 Interact	2.50	2.90
				0966500	120/70 ZR 17 M/C (58W) TL	ME Z4 B FRONT	0893600	170/60 ZR 17 M/C (72W) TL	ME Z4	2.50	2.90
				1448100	120/70 ZR 17 M/C (58W) TL	Roadtec Z6 Front	1449100	170/60 ZR 17 M/C (72W) TL	Roadtec Z6	2.50	2.90
				1448100	120/70 ZR 17 M/C (58W) TL	Roadtec Z6 Front	1827100	170/60 ZR 17 M/C (72W) TL	Roadtec Z6 Interact	2.50	2.90
				1826800	120/70 ZR 17 M/C (58W) TL	Roadtec Z6 Interact	1449100	170/60 ZR 17 M/C (72W) TL	Roadtec Z6	2.50	2.90
				1826800	120/70 ZR 17 M/C (58W) TL	Roadtec Z6 Interact	1827100	170/60 ZR 17 M/C (72W) TL	Roadtec Z6 Interact	2.50	2.90
				1044700	120/70 R 17 M/C 58V TL	ME 880 MARATHON Front	1194300	170/60 R 17 M/C 72V TL	ME 880 MARATHON #	2.50	2.90
				1044700	120/70 R 17 M/C 58V TL	ME 880 MARATHON Front	1862200	170/60 R 17 M/C 78V reinf.TL	ME 880 MARATHON	2.50	2.90
HP2 Megamoto	RHP2			1590500	120/70 ZR 17 M/C (58W) TL	Sportec M3	1591000	180/55 ZR 17 M/C (73W) TL	Sportec M3	2.20	2.50
				1677300	120/70 ZR 17 M/C (58W) TL	Racetec K3 Front	1677500	180/55 ZR 17 M/C (73W) TL	Racetec K3	2.20	2.50
			10	1826800	120/70 ZR 17 M/C (58W) TL	Roadtec Z6 Interact	1827300	180/55 ZR 17 M/C (73W) TL	Roadtec Z6 Interact C	2.20	2.50
			10	1869500	120/70 ZR 17 M/C (58W) TL	Racetec Interact K3	1869900	180/55 ZR 17 M/C (73W) TL	Racetec Interact K3	2.20	2.50
HP2 Sport	R12S		10	1927400	120/70 ZR 17 M/C (58W) TL	Sportec M5 Interact	1927600	180/55 ZR 17 M/C (73W) TL	Sportec M5 Interact	2.20	2.50
				1677300	120/70 ZR 17 M/C (58W) TL	Racetec K3 Front	1697400	190/55 ZR 17 M/C (75W) TL	Racetec K3	2.20	2.50
				1869500	120/70 ZR 17 M/C (58W) TL	Racetec Interact K3	1870300	190/55 ZR 17 M/C (75W) TL	Racetec Interact K3	2.20	2.50
				1590500	120/70 ZR 17 M/C (58W) TL	Sportec M3	1828400	190/55 ZR 17 M/C (75W) TL	Sportec M3	2.20	2.50
K 1200 GT '06	K12S		10	1927400	120/70 ZR 17 M/C (58W) TL	Sportec M5 Interact	1927500	190/55 ZR 17 M/C (75W) TL	Sportec M5 Interact	2.20	2.50
				1634400	120/70 ZR 17 M/C (58W) TL	Roadtec Z6 C Front	1580000	180/55 ZR 17 M/C (73W) TL	Roadtec Z6 K	2.50	2.90
			10	1826800	120/70 ZR 17 M/C (58W) TL	Roadtec Z6 Interact	1827200	180/55 ZR 17 M/C (73W) TL	Roadtec Z6 Interact	2.50	2.90
K 1200 GT	K12			1448100	120/70 ZR 17 M/C (58W) TL	Roadtec Z6 Front	1561800	180/55 ZR 17 M/C (73W) TL	Roadtec Z6 C	-	-
				1826900	120/70 ZR 17 M/C (58W) TL	Roadtec Z6 Interact G	1827300	180/55 ZR 17 M/C (73W) TL	Roadtec Z6 Interact C	-	-
K 1200 LT '04	K12LT			0966700	120/70 B 17 M/C 58V TL	ME 880 MARATHON Front	0966800	160/70 B 17 M/C 79V reinf.TL	ME 880 MARATHON	2.50	3.20
K 1200 LT	K 2 LT			0966700	120/70 B 17 M/C 58V TL	ME 880 MARATHON Front	0966800	160/70 B 17 M/C 79V reinf.TL	ME 880 MARATHON	2.50	3.20
K 1200 R (5.50 rim)	K12R			1606600	120/70 ZR 17 M/C (58W) TL	Roadtec Z6 K Front	1561800	180/55 ZR 17 M/C (73W) TL	Roadtec Z6 C	2.50	2.90
				1707200	120/70 ZR 17 M/C (58W) TL	Sportec M3 C	1707300	180/55 ZR 17 M/C (73W) TL	Sportec M3 C	2.50	2.90
				1826900	120/70 ZR 17 M/C (58W) TL	Roadtec Z6 Interact G	1561800	180/55 ZR 17 M/C (73W) TL	Roadtec Z6 C	2.50	2.90
				1826900	120/70 ZR 17 M/C (58W) TL	Roadtec Z6 Interact G	1827300	180/55 ZR 17 M/C (73W) TL	Roadtec Z6 Interact C	2.50	2.90
			10	1927400	120/70 ZR 17 M/C (58W) TL	Sportec M5 Interact	1927600	180/55 ZR 17 M/C (73W) TL	Sportec M5 Interact	2.50	2.90
K 1200 R (6.00 rim)	K12R			1495400	120/70 ZR 17 M/C (58W) TL	SPORTEC M-1 B	1495500	190/50 ZR 17 M/C (73W) TL	SPORTEC M-1 B	2.50	2.90
				1631200	120/70 ZR 17 M/C (58W) TL	Roadtec Z6 U Front	1631300	190/50 ZR 17 M/C (73W) TL	Roadtec Z6 U	2.50	2.90
				1859200	120/70 ZR 17 M/C (58W) TL	Sportec M3 B	1859300	190/50 ZR 17 M/C (73W) TL	Sportec M3 B	2.50	2.90
			10	1826800	120/70 ZR 17 M/C (58W) TL	Roadtec Z6 Interact	1868300	190/50 ZR 17 M/C (73W) TL	Roadtec Z6 Interact	2.50	2.90
			10	1927400	120/70 ZR 17 M/C (58W) TL	Sportec M5 Interact	1948500	190/50 ZR 17 M/C (73W) TL	Sportec M5 Interact	2.50	2.90
K 1200 RS				0894900	120/70 ZR 17 M/C (58W) TL	ME Z4 FRONT	0893600	170/60 ZR 17 M/C (72W) TL	ME Z4	2.50	2.90
				0966500	120/70 ZR 17 M/C (58W) TL	ME Z4 B FRONT	0893600	170/60 ZR 17 M/C (72W) TL	ME Z4	2.50	2.90
				1448100	120/70 ZR 17 M/C (58W) TL	Roadtec Z6 Front	1449100	170/60 ZR 17 M/C (72W) TL	Roadtec Z6	2.50	2.90
				1826800	120/70 ZR 17 M/C (58W) TL	Roadtec Z6 Interact	1827100	170/60 ZR 17 M/C (72W) TL	Roadtec Z6 Interact	2.50	2.90
			10	1590500	120/70 ZR 17 M/C (58W) TL	Sportec M3	1590900	170/60 ZR 17 M/C (72W) TL	Sportec M3	2.50	2.90
K 1200 RS (5.00 rim)	K12			0966500	120/70 ZR 17 M/C (58W) TL	ME Z4 B FRONT	0893600	170/60 ZR 17 M/C (72W) TL	ME Z4	2.50	2.90
				1448100	120/70 ZR 17 M/C (58W) TL	Roadtec Z6 Front	1449100	170/60 ZR 17 M/C (72W) TL	Roadtec Z6	2.50	2.90
				1826800	120/70 ZR 17 M/C (58W) TL	Roadtec Z6 Interact	1827100	170/60 ZR 17 M/C (72W) TL	Roadtec Z6 Interact	2.50	2.90
			10	1590500	120/70 ZR 17 M/C (58W) TL	Sportec M3	1590900	170/60 ZR 17 M/C (72W) TL	Sportec M3	2.50	2.90





MANUFACTURER	TYPE	Footnotes	FRONT TYRE			REAR TYRE			Inflation Pressure (bar)	
			IP-code	Size	Metzeler-Tread Pattern	IP-code	Size	Metzeler-Tread Pattern	Front	Rear
K 1200 RS (5.50 rim)	589		0894900	120/70 ZR 17 M/C (58W) TL	ME Z4 FRONT	0894800	180/55 ZR 17 M/C (73W) TL	ME Z4	2.50	2.90
			0966500	120/70 ZR 17 M/C (58W) TL	ME Z4 B FRONT	0894800	180/55 ZR 17 M/C (73W) TL	ME Z4	2.50	2.90
			1448100	120/70 ZR 17 M/C (58W) TL	Roadtec Z6 Front	1561800	180/55 ZR 17 M/C (73W) TL	Roadtec Z6 C	2.50	2.90
			1826800	120/70 ZR 17 M/C (58W) TL	Roadtec Z6 Interact	1827300	180/55 ZR 17 M/C (73W) TL	Roadtec Z6 Interact C	2.50	2.90
			1590500	120/70 ZR 17 M/C (58W) TL	Sportec M3	1591000	180/55 ZR 17 M/C (73W) TL	Sportec M3	2.50	2.90
K 1200 RS (5.50 rim)	K12		1927400	120/70 ZR 17 M/C (58W) TL	Sportec M5 Interact	1927600	180/55 ZR 17 M/C (73W) TL	Sportec M5 Interact	2.50	2.90
			1448100	120/70 ZR 17 M/C (58W) TL	Roadtec Z6 Front	1561800	180/55 ZR 17 M/C (73W) TL	Roadtec Z6 C	2.50	2.90
			1826800	120/70 ZR 17 M/C (58W) TL	Roadtec Z6 Interact	1827300	180/55 ZR 17 M/C (73W) TL	Roadtec Z6 Interact C	2.50	2.90
			1590500	120/70 ZR 17 M/C (58W) TL	Sportec M3	1591000	180/55 ZR 17 M/C (73W) TL	Sportec M3	2.50	2.90
			1927400	120/70 ZR 17 M/C (58W) TL	Sportec M5 Interact	1927600	180/55 ZR 17 M/C (73W) TL	Sportec M5 Interact	2.50	2.90
K 1200 R Sport (5.50 rim)	K12R		1606600	120/70 ZR 17 M/C (58W) TL	Roadtec Z6 K Front	1561800	180/55 ZR 17 M/C (73W) TL	Roadtec Z6 C	2.50	2.90
			1707200	120/70 ZR 17 M/C (58W) TL	Sportec M3 C	1707300	180/55 ZR 17 M/C (73W) TL	Sportec M3 C	2.50	2.90
			1826900	120/70 ZR 17 M/C (58W) TL	Roadtec Z6 Interact G	1561800	180/55 ZR 17 M/C (73W) TL	Roadtec Z6 C	2.50	2.90
			1826900	120/70 ZR 17 M/C (58W) TL	Roadtec Z6 Interact G	1827300	180/55 ZR 17 M/C (73W) TL	Roadtec Z6 Interact C	2.50	2.90
			1927400	120/70 ZR 17 M/C (58W) TL	Sportec M5 Interact	1927600	180/55 ZR 17 M/C (73W) TL	Sportec M5 Interact	2.50	2.90
K 1200 R Sport (6.00 rim)	K12R		1495400	120/70 ZR 17 M/C (58W) TL	SPORTEC M-1 B	1495500	190/50 ZR 17 M/C (73W) TL	SPORTEC M-1 B	2.50	2.90
			1631200	120/70 ZR 17 M/C (58W) TL	Roadtec Z6 U Front	1631300	190/50 ZR 17 M/C (73W) TL	Roadtec Z6 U	2.50	2.90
			1859200	120/70 ZR 17 M/C (58W) TL	Sportec M3 B	1859300	190/50 ZR 17 M/C (73W) TL	Sportec M3 B	2.50	2.90
			1826800	120/70 ZR 17 M/C (58W) TL	Roadtec Z6 Interact	1868300	190/50 ZR 17 M/C (73W) TL	Roadtec Z6 Interact	2.50	2.90
			1927400	120/70 ZR 17 M/C (58W) TL	Sportec M5 Interact	1948500	190/50 ZR 17 M/C (73W) TL	Sportec M5 Interact	2.50	2.90
K 1200 S	K12S		1495400	120/70 ZR 17 M/C (58W) TL	SPORTEC M-1 B	1495500	190/50 ZR 17 M/C (73W) TL	SPORTEC M-1 B	2.50	2.90
			1631200	120/70 ZR 17 M/C (58W) TL	Roadtec Z6 U Front	1631300	190/50 ZR 17 M/C (73W) TL	Roadtec Z6 U	2.50	2.90
			1859200	120/70 ZR 17 M/C (58W) TL	Sportec M3 B	1859300	190/50 ZR 17 M/C (73W) TL	Sportec M3 B	2.50	2.90
			1826800	120/70 ZR 17 M/C (58W) TL	Roadtec Z6 Interact	1868300	190/50 ZR 17 M/C (73W) TL	Roadtec Z6 Interact	2.50	2.90
			1927400	120/70 ZR 17 M/C (58W) TL	Sportec M5 Interact	1948500	190/50 ZR 17 M/C (73W) TL	Sportec M5 Interact	2.50	2.90
R 1200 & 900 RT SF (Behörde)	R12T		1606600	120/70 ZR 17 M/C (58W) TL	Roadtec Z6 K Front	1580000	180/55 ZR 17 M/C (73W) TL	Roadtec Z6 K	2.50	2.90
			1826800	120/70 ZR 17 M/C (58W) TL	Roadtec Z6 Interact	1827300	180/55 ZR 17 M/C (73W) TL	Roadtec Z6 Interact C	2.50	2.90
			1826800	120/70 ZR 17 M/C (58W) TL	Roadtec Z6 Interact	1827200	180/55 ZR 17 M/C (73W) TL	Roadtec Z6 Interact	2.50	2.90
			1448100	120/70 ZR 17 M/C (58W) TL	Roadtec Z6 Front	1561800	180/55 ZR 17 M/C (73W) TL	Roadtec Z6 C	2.50	2.90
			1448100	120/70 ZR 17 M/C (58W) TL	Roadtec Z6 Front	1827300	180/55 ZR 17 M/C (73W) TL	Roadtec Z6 Interact C	2.50	2.90
R 1200 R	R1ST		1826800	120/70 ZR 17 M/C (58W) TL	Roadtec Z6 Interact	1561800	180/55 ZR 17 M/C (73W) TL	Roadtec Z6 C	2.50	2.90
			1826800	120/70 ZR 17 M/C (58W) TL	Roadtec Z6 Interact	1827300	180/55 ZR 17 M/C (73W) TL	Roadtec Z6 Interact C	2.50	2.90
			1826800	120/70 ZR 17 M/C (58W) TL	Roadtec Z6 Interact	1827300	180/55 ZR 17 M/C (73W) TL	Roadtec Z6 Interact C	2.50	2.90
			1590500	120/70 ZR 17 M/C (58W) TL	Sportec M3	1707300	180/55 ZR 17 M/C (73W) TL	Sportec M3 C	2.50	2.90
			1927400	120/70 ZR 17 M/C (58W) TL	Sportec M5 Interact	1927600	180/55 ZR 17 M/C (73W) TL	Sportec M5 Interact	2.50	2.90
R 1200 RT; R 900 RT	R12T		1448100	120/70 ZR 17 M/C (58W) TL	Roadtec Z6 Front	1561800	180/55 ZR 17 M/C (73W) TL	Roadtec Z6 C	2.50	2.90
			1448100	120/70 ZR 17 M/C (58W) TL	Roadtec Z6 Front	1827300	180/55 ZR 17 M/C (73W) TL	Roadtec Z6 Interact C	2.50	2.90
			1826800	120/70 ZR 17 M/C (58W) TL	Roadtec Z6 Interact	1561800	180/55 ZR 17 M/C (73W) TL	Roadtec Z6 C	2.50	2.90
			1826800	120/70 ZR 17 M/C (58W) TL	Roadtec Z6 Interact	1827300	180/55 ZR 17 M/C (73W) TL	Roadtec Z6 Interact C	2.50	2.90
			1448100	120/70 ZR 17 M/C (58W) TL	Roadtec Z6 Front	1561800	180/55 ZR 17 M/C (73W) TL	Roadtec Z6 C	2.50	2.90
R 1200 S, (5.50 rim)	R12S		1448100	120/70 ZR 17 M/C (58W) TL	Roadtec Z6 Front	1561800	180/55 ZR 17 M/C (73W) TL	Roadtec Z6 C	2.50	2.90
			1448100	120/70 ZR 17 M/C (58W) TL	Roadtec Z6 Front	1827300	180/55 ZR 17 M/C (73W) TL	Roadtec Z6 Interact C	2.50	2.90
			1590500	120/70 ZR 17 M/C (58W) TL	Sportec M3	1591000	180/55 ZR 17 M/C (73W) TL	Sportec M3	2.50	2.90
			1826800	120/70 ZR 17 M/C (58W) TL	Roadtec Z6 Interact	1561800	180/55 ZR 17 M/C (73W) TL	Roadtec Z6 C	2.50	2.90
			1826800	120/70 ZR 17 M/C (58W) TL	Roadtec Z6 Interact	1827300	180/55 ZR 17 M/C (73W) TL	Roadtec Z6 Interact C	2.50	2.90
R 1200 S, (6.00 rim)	R12S		1927400	120/70 ZR 17 M/C (58W) TL	Sportec M5 Interact	1927600	180/55 ZR 17 M/C (73W) TL	Sportec M5 Interact	2.50	2.90
			1448100	120/70 ZR 17 M/C (58W) TL	Roadtec Z6 Front	1449000	190/50 ZR 17 M/C (73W) TL	Roadtec Z6	2.50	2.90
			1590500	120/70 ZR 17 M/C (58W) TL	Sportec M3	1591100	190/50 ZR 17 M/C (73W) TL	Sportec M3	2.50	2.90
			1826800	120/70 ZR 17 M/C (58W) TL	Roadtec Z6 Interact	1868300	190/50 ZR 17 M/C (73W) TL	Roadtec Z6 Interact	2.50	2.90
			1927400	120/70 ZR 17 M/C (58W) TL	Sportec M5 Interact	1948500	190/50 ZR 17 M/C (73W) TL	Sportec M5 Interact	2.50	2.90
R 1200 ST	R1ST		1448100	120/70 ZR 17 M/C (58W) TL	Roadtec Z6 Front	1561800	180/55 ZR 17 M/C (73W) TL	Roadtec Z6 C	2.50	2.90
			1495400	120/70 ZR 17 M/C (58W) TL	SPORTEC M-1 B	1418400	180/55 ZR 17 M/C (73W) TL	SPORTEC M-1 B	2.50	2.90
			1448100	120/70 ZR 17 M/C (58W) TL	Roadtec Z6 Front	1827300	180/55 ZR 17 M/C (73W) TL	Roadtec Z6 Interact C	2.50	2.90
			1590500	120/70 ZR 17 M/C (58W) TL	Sportec M3	1707300	180/55 ZR 17 M/C (73W) TL	Sportec M3 C	2.50	2.90
			1826800	120/70 ZR 17 M/C (58W) TL	Roadtec Z6 Interact	1561800	180/55 ZR 17 M/C (73W) TL	Roadtec Z6 C	2.50	2.90

				1826800	120/70 ZR 17 M/C (58W) TL	Roadtec Z6 Interact	1827300	180/55 ZR 17 M/C (73W) TL	Roadtec Z6 Interact C	2.50	2.90	
K 1300 GT			10	1927400	120/70 ZR 17 M/C (58W) TL	Sportec M5 Interact	1927600	180/55 ZR 17 M/C (73W) TL	Sportec M5 Interact	2.50	2.90	
				1634400	120/70 ZR 17 M/C (58W) TL	Roadtec Z6 C Front	1580000	180/55 ZR 17 M/C (73W) TL	Roadtec Z6 K	-	-	
			10	1826800	120/70 ZR 17 M/C (58W) TL	Roadtec Z6 Interact	1827200	180/55 ZR 17 M/C (73W) TL	Roadtec Z6 Interact	-	-	
K 1300 R (5.50 rim)	K12S			1606600	120/70 ZR 17 M/C (58W) TL	Roadtec Z6 K Front	1561800	180/55 ZR 17 M/C (73W) TL	Roadtec Z6 C	2.50	2.90	
				1826900	120/70 ZR 17 M/C (58W) TL	Roadtec Z6 Interact G	1827300	180/55 ZR 17 M/C (73W) TL	Roadtec Z6 Interact C	2.50	2.90	
			10	1590500	120/70 ZR 17 M/C (58W) TL	Sportec M3	1591000	180/55 ZR 17 M/C (73W) TL	Sportec M3	2.50	2.90	
K 1300 R (6.00 rim)	K12S		10	1677300	120/70 ZR 17 M/C (58W) TL	Racetec K3 Front	1677500	180/55 ZR 17 M/C (73W) TL	Racetec K3	2.50	2.90	
			10	1869500	120/70 ZR 17 M/C (58W) TL	Racetec Interact K3	1869900	180/55 ZR 17 M/C (73W) TL	Racetec Interact K3	2.50	2.90	
			10	1927400	120/70 ZR 17 M/C (58W) TL	Sportec M5 Interact	1927600	180/55 ZR 17 M/C (73W) TL	Sportec M5 Interact	2.50	2.90	
				10	1590500	120/70 ZR 17 M/C (58W) TL	Sportec M3	1755100	190/55 ZR 17 M/C (75W) TL	Sportec M3 E	2.50	2.90
				10	1677300	120/70 ZR 17 M/C (58W) TL	Racetec K3 Front	1697400	190/55 ZR 17 M/C (75W) TL	Racetec K3	2.50	2.90
				10	1869500	120/70 ZR 17 M/C (58W) TL	Racetec Interact K3	1870300	190/55 ZR 17 M/C (75W) TL	Racetec Interact K3	2.50	2.90
K 1300 S	K12S		10	1927400	120/70 ZR 17 M/C (58W) TL	Sportec M5 Interact	1927500	190/55 ZR 17 M/C (75W) TL	Sportec M5 Interact	2.50	2.90	
				1729000	120/70 ZR 17 M/C (58W) TL	Sportec M3 E	1755100	190/55 ZR 17 M/C (75W) TL	Sportec M3 E	2.50	2.90	
			10	1677300	120/70 ZR 17 M/C (58W) TL	Racetec K3 Front	1697400	190/55 ZR 17 M/C (75W) TL	Racetec K3	2.50	2.90	
			10	1869500	120/70 ZR 17 M/C (58W) TL	Racetec Interact K3	1870300	190/55 ZR 17 M/C (75W) TL	Racetec Interact K3	2.50	2.90	
		10	1927400	120/70 ZR 17 M/C (58W) TL	Sportec M5 Interact	1927500	190/55 ZR 17 M/C (75W) TL	Sportec M5 Interact	2.50	2.90		
BMW	Chopper u.Cruiser											
R 850 C	259 C			1193700	100/90 - 18 M/C 56H TL	ME 880 MARATHON Front	1041900	170/80 B 15 M/C 77H TL	ME 880 MARATHON	2.50	2.90	
R 850 C	R2C			1193700	100/90 - 18 M/C 56H TL	ME 880 MARATHON Front	1041900	170/80 B 15 M/C 77H TL	ME 880 MARATHON	2.50	2.90	
R 1200 C				1193700	100/90 - 18 M/C 56H TL	ME 880 MARATHON Front	1041900	170/80 B 15 M/C 77H TL	ME 880 MARATHON	2.50	2.90	
R 1200 CL	K 30			1041200	150/80 - 16 M/C 71H TL	ME 880 MARATHON Front	1041900	170/80 B 15 M/C 77H TL	ME 880 MARATHON	2.50	2.90	
				1415200	150/80 - 16 M/C 71H TL	ME 880 MARATH. Fr. WW	1415100	170/80 - 15 M/C 77H TL	ME 880 MARATH. WW	2.50	2.90	
R 1200 C Montauk	R2C			1041200	150/80 - 16 M/C 71H TL	ME 880 MARATHON Front	1041900	170/80 B 15 M/C 77H TL	ME 880 MARATHON	2.50	2.90	
				1415200	150/80 - 16 M/C 71H TL	ME 880 MARATH. Fr. WW	1415100	170/80 - 15 M/C 77H TL	ME 880 MARATH. WW	2.50	2.90	
R 1200 C	R2C			1193700	100/90 - 18 M/C 56H TL	ME 880 MARATHON Front	1041900	170/80 B 15 M/C 77H TL	ME 880 MARATHON	2.50	2.90	
BMW	Enduro											
G 450 X	E45X			1623700	90/90 - 21 M/C 54M M&S	MCE 6 DAYS EXTREME	1623900	140/80 - 18 M/C 70M M&S	MCE 6 DAYS EXTREME	1.20	1.20	
			10	1679000	90/90 - 21 M/C 54M M&S	UNICROSS FRONT	1735000	140/80 - 18 M/C 70M TT	UNICROSS	1.20	1.20	
F 650			23	1012300	100/90 - 19 M/C 57S	TOURANCE Front	1086800	130/80 R 17 M/C 65S TL	TOURANCE	1.80	2.50	
			23	1815800	100/90 - 19 M/C 57S TT	TOURANCE EXP	1816300	130/80 R 17 M/C 65S TL	TOURANCE EXP	1.80	2.50	
F 650 GS (2 Zylinder)	E8GS			1938400	110/80 R 19 M/C 59V TL	Tourance EXP B	1938200	140/80 R 17 M/C 69V TL	TOURANCE EXP	2.20	2.90	
			10	1631000	110/80 - 19 M/C 59Q M&S TL	MCE Karoo 2 (T) Front	1614400	140/80 - 17 M/C 69Q M&S TL	MCE Karoo (T)	2.20	2.90	
F 650 GS Dakar	E650G			0144100	90/90 - 21 54S	ENDURO 3 Front	0143900	130/80 - 17 65S	ENDURO 3	2.10	2.30	
				1012500	90/90 - 21 M/C 54S	TOURANCE Front	1209400	130/80 - 17 M/C 65S	TOURANCE	2.10	2.30	
				1203100	90/90 - 21 M/C 54R M&S	MCE Karoo 2 Front	0887000	130/80 - 17 M/C 65R M&S	MCE Karoo	2.10	2.30	
				1815900	90/90 - 21 M/C 54S TT	TOURANCE EXP	1816200	130/80 - 17 M/C 65S TT	TOURANCE EXP	2.10	2.30	
			R 13		0144100	90/90 - 21 54S	ENDURO 3 Front	0143900	130/80 - 17 65S	ENDURO 3	2.10	2.30
					1012500	90/90 - 21 M/C 54S	TOURANCE Front	1209400	130/80 - 17 M/C 65S	TOURANCE	2.10	2.30
F 650 GS Dakar	R 13			1203100	90/90 - 21 M/C 54R M&S	MCE Karoo 2 Front	0887000	130/80 - 17 M/C 65R M&S	MCE Karoo	2.10	2.30	
				1815900	90/90 - 21 M/C 54S TT	TOURANCE EXP	1816200	130/80 - 17 M/C 65S TT	TOURANCE EXP	2.10	2.30	
				1012300	100/90 - 19 M/C 57S	TOURANCE Front	1086800	130/80 R 17 M/C 65S TL	TOURANCE	2.10	2.30	
				1815800	100/90 - 19 M/C 57S TT	TOURANCE EXP	1816300	130/80 R 17 M/C 65S TL	TOURANCE EXP	2.10	2.30	
			R 13		1012300	100/90 - 19 M/C 57S	TOURANCE Front	1086800	130/80 R 17 M/C 65S TL	TOURANCE	2.10	2.30
					1815800	100/90 - 19 M/C 57S TT	TOURANCE EXP	1816300	130/80 R 17 M/C 65S TL	TOURANCE EXP	2.10	2.30
G650 Xchallenge (m. ABS)	E65X			0144100	90/90 - 21 54S	ENDURO 3 Front	1635600	140/80 - 18 M/C 70S	ENDURO 3	1.90	2.20	
				1203100	90/90 - 21 M/C 54R M&S	MCE Karoo 2 Front	0887300	140/80 - 18 M/C 70R M&S	MCE Karoo	1.90	2.20	
			10	1679000	90/90 - 21 M/C 54M M&S	UNICROSS FRONT	1735000	140/80 - 18 M/C 70M TT	UNICROSS	1.90	2.20	
G 650 Xchallenge (o.ABS)	E65X			0144100	90/90 - 21 54S	ENDURO 3 Front	1635600	140/80 - 18 M/C 70S	ENDURO 3	1.90	2.20	
				1203100	90/90 - 21 M/C 54R M&S	MCE Karoo 2 Front	0887300	140/80 - 18 M/C 70R M&S	MCE Karoo	1.90	2.20	
			10	1623700	90/90 - 21 M/C 54M M&S	MCE 6 DAYS EXTREME	1623900	140/80 - 18 M/C 70M M&S	MCE 6 DAYS EXTREME	1.90	2.20	
G 650 Xcountry	E65X			1679000	90/90 - 21 M/C 54M M&S	UNICROSS FRONT	1735000	140/80 - 18 M/C 70M TT	UNICROSS	1.90	2.20	
				1012300	100/90 - 19 M/C 57S	TOURANCE Front	1706900	130/80 - 17 M/C 65S TT	TOURANCE G	2.00	2.30	
			10	1815800	100/90 - 19 M/C 57S TT	TOURANCE EXP	1816200	130/80 - 17 M/C 65S TT	TOURANCE EXP	2.00	2.30	
G 650 Xmoto	E65X			1590500	120/70 ZR 17 M/C (58W) TL	Sportec M3	1590800	160/60 ZR 17 M/C (69W) TL	Sportec M3	1.90	2.00	
				1826800	120/70 ZR 17 M/C (58W) TL	Roadtec Z6 Interact	1827000	160/60 ZR 17 M/C (69W) TL	Roadtec Z6 Interact	1.90	2.00	
			10	1927400	120/70 ZR 17 M/C (58W) TL	Sportec M5 Interact	1971300	160/60 ZR 17 M/C (69W) TL	Sportec M5 Interact	1.90	2.00	
R 65 GS				0144100	90/90 - 21 54S	ENDURO 3 Front	0143000	4.00 - 18 64S	ENDURO 3	2.20	2.30	



MANUFACTURER	TYPE	Footnotes	FRONT TYRE			REAR TYRE			Inflation Pressure (bar)	
			IP-code	Size	Metzeler-Tread Pattern	IP-code	Size	Metzeler-Tread Pattern	Front	Rear
			1531800	90/90 - 21 M/C 54H TL	Lasertec Front	1533900	4.00 - 18 M/C 64V TL	Lasertec	2.20	2.30
			0139400	3.00 - 21 51R	ENDURO 1	0139200	4.00 - 18 64R	ENDURO 2	2.20	2.30
			0144100	90/90 - 21 54S	ENDURO 3 Front	0139200	4.00 - 18 64R	ENDURO 2	2.20	2.30
F 800 GS	E8GS		1614300	90/90 - 21 M/C 54Q M&S TL	MCE Karoo 2 (T) Front	1631100	150/70 - 17 M/C 69Q M&S TL	MCE Karoo (T)	2.20	2.50
		10	1816000	90/90 - 21 M/C 54V TL	TOURANCE EXP	1998700	150/70 R 17 M/C 69V TL	TOURANCE EXP M	2.20	2.50
R 80 G/S		23	1012600	90/90 - 21 M/C 54H TL	TOURANCE Front	1012000	130/80 R 17 M/C 65H TL	TOURANCE	2.40	2.90
			0139400	3.00 - 21 51R	ENDURO 1	0139200	4.00 - 18 64R	ENDURO 2	2.20	2.30
			0144100	90/90 - 21 54S	ENDURO 3 Front	0139200	4.00 - 18 64R	ENDURO 2	2.20	2.30
			0144100	90/90 - 21 54S	ENDURO 3 Front	0143000	4.00 - 18 64S	ENDURO 3	2.20	2.30
			1531800	90/90 - 21 M/C 54H TL	Lasertec Front	1533900	4.00 - 18 M/C 64V TL	Lasertec	2.20	2.30
		23	0144100	90/90 - 21 54S	ENDURO 3 Front	0143900	130/80 - 17 65S	ENDURO 3	2.40	2.90
		23	1203100	90/90 - 21 M/C 54R M&S	MCE Karoo 2 Front	0887000	130/80 - 17 M/C 65R M&S	MCE Karoo	2.40	2.90
		10 23	1815900	90/90 - 21 M/C 54S TT	TOURANCE EXP	1816200	130/80 - 17 M/C 65S TT	TOURANCE EXP	2.40	2.90
R 80 G/S Basic		10 23	1816000	90/90 - 21 M/C 54V TL	TOURANCE EXP	1816400	130/80 R 17 M/C 65H TL	TOURANCE EXP	2.40	2.90
			1012600	90/90 - 21 M/C 54H TL	TOURANCE Front	1012000	130/80 R 17 M/C 65H TL	TOURANCE	2.20	2.40
			0142600	90/90 - 21 54T TL	ENDURO 3 Front	0142700	130/80 - 17 65T TL	ENDURO 3	2.20	2.40
			1203100	90/90 - 21 M/C 54R M&S	MCE Karoo 2 Front	0887000	130/80 - 17 M/C 65R M&S	MCE Karoo	2.20	2.40
		10	1816000	90/90 - 21 M/C 54V TL	TOURANCE EXP	1816300	130/80 R 17 M/C 65S TL	TOURANCE EXP	2.20	2.40
R 80 G/S TL rims			1012600	90/90 - 21 M/C 54H TL	TOURANCE Front	1012000	130/80 R 17 M/C 65H TL	TOURANCE	2.40	2.90
			0142600	90/90 - 21 54T TL	ENDURO 3 Front	0142700	130/80 - 17 65T TL	ENDURO 3	2.40	2.90
		23	1203100	90/90 - 21 M/C 54R M&S	MCE Karoo 2 Front	0887000	130/80 - 17 M/C 65R M&S	MCE Karoo	2.40	2.90
		10	1816000	90/90 - 21 M/C 54V TL	TOURANCE EXP	1816400	130/80 R 17 M/C 65H TL	TOURANCE EXP	2.40	2.90
R 850 GS	259		1127800	110/80 R 19 M/C 59V TL	TOURANCE Front	1127900	150/70 R 17 M/C 69V TL	TOURANCE	2.50	2.90
			1127800	110/80 R 19 M/C 59V TL	TOURANCE Front	1715400	150/70 R 17 M/C 69V TL	TOURANCE EXP	2.50	2.90
			1127800	110/80 R 19 M/C 59V TL	TOURANCE Front	1998700	150/70 R 17 M/C 69V TL	TOURANCE EXP M	2.50	2.90
			1659300	110/80 R 19 M/C 59V TL	Roadtec Z6 Front	1659400	150/70 R 17 M/C 69V TL	ROADTEC Z6	2.50	2.90
			1715500	110/80 R 19 M/C 59V TL	TOURANCE EXP	1127900	150/70 R 17 M/C 69V TL	TOURANCE	2.50	2.90
			1715500	110/80 R 19 M/C 59V TL	TOURANCE EXP	1715400	150/70 R 17 M/C 69V TL	TOURANCE EXP	2.50	2.90
			1715500	110/80 R 19 M/C 59V TL	TOURANCE EXP	1998700	150/70 R 17 M/C 69V TL	TOURANCE EXP M	2.50	2.90
			1631000	110/80 - 19 M/C 59Q M&S TL	MCE Karoo 2 (T) Front	1631100	150/70 - 17 M/C 69Q M&S TL	MCE Karoo (T)	2.50	2.90
R 850 GS	R21		1127800	110/80 R 19 M/C 59V TL	TOURANCE Front	1127900	150/70 R 17 M/C 69V TL	TOURANCE	2.50	2.90
			1127800	110/80 R 19 M/C 59V TL	TOURANCE Front	1715400	150/70 R 17 M/C 69V TL	TOURANCE EXP	2.50	2.90
			1127800	110/80 R 19 M/C 59V TL	TOURANCE Front	1998700	150/70 R 17 M/C 69V TL	TOURANCE EXP M	2.50	2.90
			1659300	110/80 R 19 M/C 59V TL	Roadtec Z6 Front	1659400	150/70 R 17 M/C 69V TL	ROADTEC Z6	2.50	2.90
			1715500	110/80 R 19 M/C 59V TL	TOURANCE EXP	1127900	150/70 R 17 M/C 69V TL	TOURANCE	2.50	2.90
			1715500	110/80 R 19 M/C 59V TL	TOURANCE EXP	1715400	150/70 R 17 M/C 69V TL	TOURANCE EXP	2.50	2.90
			1715500	110/80 R 19 M/C 59V TL	TOURANCE EXP	1998700	150/70 R 17 M/C 69V TL	TOURANCE EXP M	2.50	2.90
			1631000	110/80 - 19 M/C 59Q M&S TL	MCE Karoo 2 (T) Front	1631100	150/70 - 17 M/C 69Q M&S TL	MCE Karoo (T)	2.50	2.90
R 100 GS, Paris Dakar			1012600	90/90 - 21 M/C 54H TL	TOURANCE Front	1012000	130/80 R 17 M/C 65H TL	TOURANCE	2.40	2.90
			0142600	90/90 - 21 54T TL	ENDURO 3 Front	0142700	130/80 - 17 65T TL	ENDURO 3	2.40	2.90
		23	1203100	90/90 - 21 M/C 54R M&S	MCE Karoo 2 Front	0887000	130/80 - 17 M/C 65R M&S	MCE Karoo	2.40	2.90
		10	1816000	90/90 - 21 M/C 54V TL	TOURANCE EXP	1816400	130/80 R 17 M/C 65H TL	TOURANCE EXP	2.40	2.90
R 1100 GS	259		1127800	110/80 R 19 M/C 59V TL	TOURANCE Front	1127900	150/70 R 17 M/C 69V TL	TOURANCE	2.50	2.90
			1127800	110/80 R 19 M/C 59V TL	TOURANCE Front	1715400	150/70 R 17 M/C 69V TL	TOURANCE EXP	2.50	2.90
			1127800	110/80 R 19 M/C 59V TL	TOURANCE Front	1998700	150/70 R 17 M/C 69V TL	TOURANCE EXP M	2.50	2.90
			1659300	110/80 R 19 M/C 59V TL	Roadtec Z6 Front	1659400	150/70 R 17 M/C 69V TL	ROADTEC Z6	2.50	2.90
			1715500	110/80 R 19 M/C 59V TL	TOURANCE EXP	1127900	150/70 R 17 M/C 69V TL	TOURANCE	2.50	2.90
			1715500	110/80 R 19 M/C 59V TL	TOURANCE EXP	1715400	150/70 R 17 M/C 69V TL	TOURANCE EXP	2.50	2.90
			1715500	110/80 R 19 M/C 59V TL	TOURANCE EXP	1998700	150/70 R 17 M/C 69V TL	TOURANCE EXP M	2.50	2.90
			1631000	110/80 - 19 M/C 59Q M&S TL	MCE Karoo 2 (T) Front	1631100	150/70 - 17 M/C 69Q M&S TL	MCE Karoo (T)	2.50	2.90
R 1150 GS Adventure	R11R		1127800	110/80 R 19 M/C 59V TL	TOURANCE Front	1127900	150/70 R 17 M/C 69V TL	TOURANCE	2.50	2.90
			1127800	110/80 R 19 M/C 59V TL	TOURANCE Front	1715400	150/70 R 17 M/C 69V TL	TOURANCE EXP	2.50	2.90
			1127800	110/80 R 19 M/C 59V TL	TOURANCE Front	1998700	150/70 R 17 M/C 69V TL	TOURANCE EXP M	2.50	2.90

				1659300	110/80 R 19 M/C 59V TL	Roadtec Z6 Front	1659400	150/70 R 17 M/C 69V TL	ROADTEC Z6	2.50	2.90
				1715500	110/80 R 19 M/C 59V TL	TOURANCE EXP	1127900	150/70 R 17 M/C 69V TL	TOURANCE	2.50	2.90
				1715500	110/80 R 19 M/C 59V TL	TOURANCE EXP	1715400	150/70 R 17 M/C 69V TL	TOURANCE EXP	2.50	2.90
				1715500	110/80 R 19 M/C 59V TL	TOURANCE EXP	1998700	150/70 R 17 M/C 69V TL	TOURANCE EXP M	2.50	2.90
R 1150 GS Adventure	R21			1631000	110/80 - 19 M/C 59Q M&S TL	MCE Karoo 2 (T) Front	1631100	150/70 - 17 M/C 69Q M&S TL	MCE Karoo (T)	2.50	2.90
				1127800	110/80 R 19 M/C 59V TL	TOURANCE Front	1127900	150/70 R 17 M/C 69V TL	TOURANCE	2.50	2.90
				1127800	110/80 R 19 M/C 59V TL	TOURANCE Front	1715400	150/70 R 17 M/C 69V TL	TOURANCE EXP	2.50	2.90
				1127800	110/80 R 19 M/C 59V TL	TOURANCE Front	1998700	150/70 R 17 M/C 69V TL	TOURANCE EXP M	2.50	2.90
				1659300	110/80 R 19 M/C 59V TL	Roadtec Z6 Front	1659400	150/70 R 17 M/C 69V TL	ROADTEC Z6	2.50	2.90
				1715500	110/80 R 19 M/C 59V TL	TOURANCE EXP	1127900	150/70 R 17 M/C 69V TL	TOURANCE	2.50	2.90
				1715500	110/80 R 19 M/C 59V TL	TOURANCE EXP	1715400	150/70 R 17 M/C 69V TL	TOURANCE EXP	2.50	2.90
				1715500	110/80 R 19 M/C 59V TL	TOURANCE EXP	1998700	150/70 R 17 M/C 69V TL	TOURANCE EXP M	2.50	2.90
R 1150 GS	R 21			1631000	110/80 - 19 M/C 59Q M&S TL	MCE Karoo 2 (T) Front	1631100	150/70 - 17 M/C 69Q M&S TL	MCE Karoo (T)	2.50	2.90
				1127800	110/80 R 19 M/C 59V TL	TOURANCE Front	1127900	150/70 R 17 M/C 69V TL	TOURANCE	2.50	2.90
				1127800	110/80 R 19 M/C 59V TL	TOURANCE Front	1715400	150/70 R 17 M/C 69V TL	TOURANCE EXP	2.50	2.90
				1127800	110/80 R 19 M/C 59V TL	TOURANCE Front	1998700	150/70 R 17 M/C 69V TL	TOURANCE EXP M	2.50	2.90
				1659300	110/80 R 19 M/C 59V TL	Roadtec Z6 Front	1659400	150/70 R 17 M/C 69V TL	ROADTEC Z6	2.50	2.90
				1715500	110/80 R 19 M/C 59V TL	TOURANCE EXP	1127900	150/70 R 17 M/C 69V TL	TOURANCE	2.50	2.90
				1715500	110/80 R 19 M/C 59V TL	TOURANCE EXP	1715400	150/70 R 17 M/C 69V TL	TOURANCE EXP	2.50	2.90
				1715500	110/80 R 19 M/C 59V TL	TOURANCE EXP	1998700	150/70 R 17 M/C 69V TL	TOURANCE EXP M	2.50	2.90
HP2	RHP2			1631000	110/80 - 19 M/C 59Q M&S TL	MCE Karoo 2 (T) Front	1631100	150/70 - 17 M/C 69Q M&S TL	MCE Karoo (T)	2.50	2.90
				1614300	90/90 - 21 M/C 54Q M&S TL	MCE Karoo 2 (T) Front	1614400	140/80 - 17 M/C 69Q M&S TL	MCE Karoo (T)	2.20	2.50
R 1200 GS '08	R12		23	0143800	90/90 - 21 54H TT	ENDURO 3 Front	0143700	140/80 - 17 69H TT	ENDURO 3	2.20	2.50
				1715500	110/80 R 19 M/C 59V TL	TOURANCE EXP	1715400	150/70 R 17 M/C 69V TL	TOURANCE EXP	2.50	2.90
				1631000	110/80 - 19 M/C 59Q M&S TL	MCE Karoo 2 (T) Front	1631100	150/70 - 17 M/C 69Q M&S TL	MCE Karoo (T)	2.50	2.90
				1127800	110/80 R 19 M/C 59V TL	TOURANCE Front	1127900	150/70 R 17 M/C 69V TL	TOURANCE	2.50	2.90
				1127800	110/80 R 19 M/C 59V TL	TOURANCE Front	1998700	150/70 R 17 M/C 69V TL	TOURANCE EXP M	2.50	2.90
				1715500	110/80 R 19 M/C 59V TL	TOURANCE EXP	1127900	150/70 R 17 M/C 69V TL	TOURANCE	2.50	2.90
R 1200 GS Adventure '08	R12			1715500	110/80 R 19 M/C 59V TL	TOURANCE EXP	1998700	150/70 R 17 M/C 69V TL	TOURANCE EXP M	2.50	2.90
				1715500	110/80 R 19 M/C 59V TL	TOURANCE EXP	1715400	150/70 R 17 M/C 69V TL	TOURANCE EXP	2.50	2.90
				1631000	110/80 - 19 M/C 59Q M&S TL	MCE Karoo 2 (T) Front	1631100	150/70 - 17 M/C 69Q M&S TL	MCE Karoo (T)	2.50	2.90
				1127800	110/80 R 19 M/C 59V TL	TOURANCE Front	1127900	150/70 R 17 M/C 69V TL	TOURANCE	2.50	2.90
				1127800	110/80 R 19 M/C 59V TL	TOURANCE Front	1998700	150/70 R 17 M/C 69V TL	TOURANCE EXP M	2.50	2.90
R 1200 GS Adventure	R12			1715500	110/80 R 19 M/C 59V TL	TOURANCE EXP	1998700	150/70 R 17 M/C 69V TL	TOURANCE EXP M	2.50	2.90
				1127800	110/80 R 19 M/C 59V TL	TOURANCE Front	1127900	150/70 R 17 M/C 69V TL	TOURANCE	2.50	2.90
				1205800	110/80 R 19 M/C 59R TL M&S	MCE Karoo 2 Front	1205900	150/70 R 17 M/C 69R TL M&S	MCE Karoo	2.50	2.90
				1127800	110/80 R 19 M/C 59V TL	TOURANCE Front	1715400	150/70 R 17 M/C 69V TL	TOURANCE EXP	2.50	2.90
				1127800	110/80 R 19 M/C 59V TL	TOURANCE Front	1998700	150/70 R 17 M/C 69V TL	TOURANCE EXP M	2.50	2.90
				1659300	110/80 R 19 M/C 59V TL	Roadtec Z6 Front	1659400	150/70 R 17 M/C 69V TL	ROADTEC Z6	2.50	2.90
				1715500	110/80 R 19 M/C 59V TL	TOURANCE EXP	1127900	150/70 R 17 M/C 69V TL	TOURANCE	2.50	2.90
				1715500	110/80 R 19 M/C 59V TL	TOURANCE EXP	1715400	150/70 R 17 M/C 69V TL	TOURANCE EXP	2.50	2.90
				1715500	110/80 R 19 M/C 59V TL	TOURANCE EXP	1998700	150/70 R 17 M/C 69V TL	TOURANCE EXP M	2.50	2.90
R 1200 GS	R12			1631000	110/80 - 19 M/C 59Q M&S TL	MCE Karoo 2 (T) Front	1631100	150/70 - 17 M/C 69Q M&S TL	MCE Karoo (T)	2.50	2.90
				1127800	110/80 R 19 M/C 59V TL	TOURANCE Front	1127900	150/70 R 17 M/C 69V TL	TOURANCE	2.50	2.90
				1205800	110/80 R 19 M/C 59R TL M&S	MCE Karoo 2 Front	1205900	150/70 R 17 M/C 69R TL M&S	MCE Karoo	2.50	2.90
				1127800	110/80 R 19 M/C 59V TL	TOURANCE Front	1715400	150/70 R 17 M/C 69V TL	TOURANCE EXP	2.50	2.90
				1127800	110/80 R 19 M/C 59V TL	TOURANCE Front	1998700	150/70 R 17 M/C 69V TL	TOURANCE EXP M	2.50	2.90
				1659300	110/80 R 19 M/C 59V TL	Roadtec Z6 Front	1659400	150/70 R 17 M/C 69V TL	ROADTEC Z6	2.50	2.90
				1715500	110/80 R 19 M/C 59V TL	TOURANCE EXP	1127900	150/70 R 17 M/C 69V TL	TOURANCE	2.50	2.90
				1715500	110/80 R 19 M/C 59V TL	TOURANCE EXP	1715400	150/70 R 17 M/C 69V TL	TOURANCE EXP	2.50	2.90
				1715500	110/80 R 19 M/C 59V TL	TOURANCE EXP	1998700	150/70 R 17 M/C 69V TL	TOURANCE EXP M	2.50	2.90
				1631000	110/80 - 19 M/C 59Q M&S TL	MCE Karoo 2 (T) Front	1631100	150/70 - 17 M/C 69Q M&S TL	MCE Karoo (T)	2.50	2.90
BUELL	Street										
Lightning City X, XB9SX	XB1			1321800	120/70 ZR 17 M/C (58W) TL	SPORTEC M-1	1322000	180/55 ZR 17 M/C (73W) TL	SPORTEC M-1	2.30	2.50
				1448100	120/70 ZR 17 M/C (58W) TL	Roadtec Z6 Front	1448600	180/55 ZR 17 M/C (73W) TL	Roadtec Z6	2.30	2.50
				1590500	120/70 ZR 17 M/C (58W) TL	Sportec M3	1591000	180/55 ZR 17 M/C (73W) TL	Sportec M3	2.30	2.50
				1677300	120/70 ZR 17 M/C (58W) TL	Racetec K3 Front	1677500	180/55 ZR 17 M/C (73W) TL	Racetec K3	2.30	2.50
				1826800	120/70 ZR 17 M/C (58W) TL	Roadtec Z6 Interact	1827200	180/55 ZR 17 M/C (73W) TL	Roadtec Z6 Interact	2.30	2.50
			10	1869500	120/70 ZR 17 M/C (58W) TL	Racetec Interact K3	1869900	180/55 ZR 17 M/C (73W) TL	Racetec Interact K3	2.30	2.50



MANUFACTURER	TYPE	Footnotes	FRONT TYRE			REAR TYRE			Inflation Pressure (bar)		
			IP-code	Size	Metzeler-Tread Pattern	IP-code	Size	Metzeler-Tread Pattern	Front	Rear	
XB9R Firebolt	XB1		10	1927400	120/70 ZR 17 M/C (58W) TL	Sportec M5 Interact	1927600	180/55 ZR 17 M/C (73W) TL	Sportec M5 Interact	2.30	2.50
				1321800	120/70 ZR 17 M/C (58W) TL	SPORTEC M-1	1322000	180/55 ZR 17 M/C (73W) TL	SPORTEC M-1	2.50	2.60
				1448100	120/70 ZR 17 M/C (58W) TL	Roadtec Z6 Front	1448600	180/55 ZR 17 M/C (73W) TL	Roadtec Z6	2.50	2.60
				1590500	120/70 ZR 17 M/C (58W) TL	Sportec M3	1591000	180/55 ZR 17 M/C (73W) TL	Sportec M3	2.50	2.60
				1677300	120/70 ZR 17 M/C (58W) TL	Racetec K3 Front	1677500	180/55 ZR 17 M/C (73W) TL	Racetec K3	2.50	2.60
				1826800	120/70 ZR 17 M/C (58W) TL	Roadtec Z6 Interact	1827200	180/55 ZR 17 M/C (73W) TL	Roadtec Z6 Interact	2.50	2.60
XB9S Lightning	XB1		10	1869500	120/70 ZR 17 M/C (58W) TL	Racetec Interact K3	1869900	180/55 ZR 17 M/C (73W) TL	Racetec Interact K3	2.50	2.60
			10	1927400	120/70 ZR 17 M/C (58W) TL	Sportec M5 Interact	1927600	180/55 ZR 17 M/C (73W) TL	Sportec M5 Interact	2.50	2.60
				1321800	120/70 ZR 17 M/C (58W) TL	SPORTEC M-1	1322000	180/55 ZR 17 M/C (73W) TL	SPORTEC M-1	2.50	2.60
				1590500	120/70 ZR 17 M/C (58W) TL	Sportec M3	1591000	180/55 ZR 17 M/C (73W) TL	Sportec M3	2.50	2.60
				1677300	120/70 ZR 17 M/C (58W) TL	Racetec K3 Front	1677500	180/55 ZR 17 M/C (73W) TL	Racetec K3	2.50	2.60
				1869500	120/70 ZR 17 M/C (58W) TL	Racetec Interact K3	1869900	180/55 ZR 17 M/C (73W) TL	Racetec Interact K3	2.50	2.60
1125 CR	XB3		10	1927400	120/70 ZR 17 M/C (58W) TL	Sportec M5 Interact	1927600	180/55 ZR 17 M/C (73W) TL	Sportec M5 Interact	2.50	2.60
				1826800	120/70 ZR 17 M/C (58W) TL	Roadtec Z6 Interact	1827200	180/55 ZR 17 M/C (73W) TL	Roadtec Z6 Interact	2.50	2.60
			10	1590500	120/70 ZR 17 M/C (58W) TL	Sportec M3	1591000	180/55 ZR 17 M/C (73W) TL	Sportec M3	2.50	2.60
			10	1677300	120/70 ZR 17 M/C (58W) TL	Racetec K3 Front	1677500	180/55 ZR 17 M/C (73W) TL	Racetec K3	2.50	2.60
			10	1869500	120/70 ZR 17 M/C (58W) TL	Racetec Interact K3	1869900	180/55 ZR 17 M/C (73W) TL	Racetec Interact K3	2.50	2.60
			10	1927400	120/70 ZR 17 M/C (58W) TL	Sportec M5 Interact	1927600	180/55 ZR 17 M/C (73W) TL	Sportec M5 Interact	2.50	2.60
1125 R	XB3			1448100	120/70 ZR 17 M/C (58W) TL	Roadtec Z6 Front	1827200	180/55 ZR 17 M/C (73W) TL	Roadtec Z6 Interact	2.50	2.60
				1590500	120/70 ZR 17 M/C (58W) TL	Sportec M3	1591000	180/55 ZR 17 M/C (73W) TL	Sportec M3	2.50	2.60
				1677300	120/70 ZR 17 M/C (58W) TL	Racetec K3 Front	1677500	180/55 ZR 17 M/C (73W) TL	Racetec K3	2.50	2.60
				1826800	120/70 ZR 17 M/C (58W) TL	Roadtec Z6 Interact	1448600	180/55 ZR 17 M/C (73W) TL	Roadtec Z6	2.50	2.60
				1826800	120/70 ZR 17 M/C (58W) TL	Roadtec Z6 Interact	1827200	180/55 ZR 17 M/C (73W) TL	Roadtec Z6 Interact	2.50	2.60
				1869500	120/70 ZR 17 M/C (58W) TL	Racetec Interact K3	1869900	180/55 ZR 17 M/C (73W) TL	Racetec Interact K3	2.50	2.60
Firebolt XB12R	XB 1		10	1927400	120/70 ZR 17 M/C (58W) TL	Sportec M5 Interact	1927600	180/55 ZR 17 M/C (73W) TL	Sportec M5 Interact	2.50	2.60
				1321800	120/70 ZR 17 M/C (58W) TL	SPORTEC M-1	1322000	180/55 ZR 17 M/C (73W) TL	SPORTEC M-1	2.50	2.60
				1448100	120/70 ZR 17 M/C (58W) TL	Roadtec Z6 Front	1448600	180/55 ZR 17 M/C (73W) TL	Roadtec Z6	2.50	2.60
				1590500	120/70 ZR 17 M/C (58W) TL	Sportec M3	1591000	180/55 ZR 17 M/C (73W) TL	Sportec M3	2.50	2.60
				1677300	120/70 ZR 17 M/C (58W) TL	Racetec K3 Front	1677500	180/55 ZR 17 M/C (73W) TL	Racetec K3	2.50	2.60
				1826800	120/70 ZR 17 M/C (58W) TL	Roadtec Z6 Interact	1827200	180/55 ZR 17 M/C (73W) TL	Roadtec Z6 Interact	2.50	2.60
Lightning CityX XB12SX	XB1		10	1869500	120/70 ZR 17 M/C (58W) TL	Racetec Interact K3	1869900	180/55 ZR 17 M/C (73W) TL	Racetec Interact K3	2.50	2.60
			10	1927400	120/70 ZR 17 M/C (58W) TL	Sportec M5 Interact	1927600	180/55 ZR 17 M/C (73W) TL	Sportec M5 Interact	2.50	2.60
			10	1590500	120/70 ZR 17 M/C (58W) TL	Sportec M3	1591000	180/55 ZR 17 M/C (73W) TL	Sportec M3	2.30	2.50
			10	1826800	120/70 ZR 17 M/C (58W) TL	Roadtec Z6 Interact	1827200	180/55 ZR 17 M/C (73W) TL	Roadtec Z6 Interact	2.30	2.50
			10	1869500	120/70 ZR 17 M/C (58W) TL	Racetec Interact K3	1869900	180/55 ZR 17 M/C (73W) TL	Racetec Interact K3	2.30	2.50
			10	1927400	120/70 ZR 17 M/C (58W) TL	Sportec M5 Interact	1927600	180/55 ZR 17 M/C (73W) TL	Sportec M5 Interact	2.30	2.50
Lightning XB12S	XB1			1321800	120/70 ZR 17 M/C (58W) TL	SPORTEC M-1	1322000	180/55 ZR 17 M/C (73W) TL	SPORTEC M-1	2.50	2.60
				1448100	120/70 ZR 17 M/C (58W) TL	Roadtec Z6 Front	1448600	180/55 ZR 17 M/C (73W) TL	Roadtec Z6	2.50	2.60
				1590500	120/70 ZR 17 M/C (58W) TL	Sportec M3	1591000	180/55 ZR 17 M/C (73W) TL	Sportec M3	2.50	2.60
				1677300	120/70 ZR 17 M/C (58W) TL	Racetec K3 Front	1677500	180/55 ZR 17 M/C (73W) TL	Racetec K3	2.50	2.60
				1826800	120/70 ZR 17 M/C (58W) TL	Roadtec Z6 Interact	1827200	180/55 ZR 17 M/C (73W) TL	Roadtec Z6 Interact	2.50	2.60
				1869500	120/70 ZR 17 M/C (58W) TL	Racetec Interact K3	1869900	180/55 ZR 17 M/C (73W) TL	Racetec Interact K3	2.50	2.60
M2 Cyclone			10	1927400	120/70 ZR 17 M/C (58W) TL	Sportec M5 Interact	1927600	180/55 ZR 17 M/C (73W) TL	Sportec M5 Interact	2.50	2.60
				1448100	120/70 ZR 17 M/C (58W) TL	Roadtec Z6 Front	1449100	170/60 ZR 17 M/C (72W) TL	Roadtec Z6	2.50	2.60
				1590500	120/70 ZR 17 M/C (58W) TL	Sportec M3	1590900	170/60 ZR 17 M/C (72W) TL	Sportec M3	2.50	2.60
				1826800	120/70 ZR 17 M/C (58W) TL	Roadtec Z6 Interact	1827100	170/60 ZR 17 M/C (72W) TL	Roadtec Z6 Interact	2.50	2.60
S1 Lightning, White Lightning				1448100	120/70 ZR 17 M/C (58W) TL	Roadtec Z6 Front	1449100	170/60 ZR 17 M/C (72W) TL	Roadtec Z6	2.50	2.60
				1590500	120/70 ZR 17 M/C (58W) TL	Sportec M3	1590900	170/60 ZR 17 M/C (72W) TL	Sportec M3	2.50	2.60
				1826800	120/70 ZR 17 M/C (58W) TL	Roadtec Z6 Interact	1827100	170/60 ZR 17 M/C (72W) TL	Roadtec Z6 Interact	2.50	2.60
S3, S3T Thunderbolt				1448100	120/70 ZR 17 M/C (58W) TL	Roadtec Z6 Front	1449100	170/60 ZR 17 M/C (72W) TL	Roadtec Z6	2.50	2.60
				1590500	120/70 ZR 17 M/C (58W) TL	Sportec M3	1590900	170/60 ZR 17 M/C (72W) TL	Sportec M3	2.50	2.60
				1826800	120/70 ZR 17 M/C (58W) TL	Roadtec Z6 Interact	1827100	170/60 ZR 17 M/C (72W) TL	Roadtec Z6 Interact	2.50	2.60
Ulysses XB12X	XB2			1321800	120/70 ZR 17 M/C (58W) TL	SPORTEC M-1	1322000	180/55 ZR 17 M/C (73W) TL	SPORTEC M-1	2.30	2.50

				1448100	120/70 ZR 17 M/C (58W) TL	Roadtec Z6 Front	1448600	180/55 ZR 17 M/C (73W) TL	Roadtec Z6	2.30	2.50		
				1590500	120/70 ZR 17 M/C (58W) TL	Sportec M3	1591000	180/55 ZR 17 M/C (73W) TL	Sportec M3	2.30	2.50		
				1826800	120/70 ZR 17 M/C (58W) TL	Roadtec Z6 Interact	1827200	180/55 ZR 17 M/C (73W) TL	Roadtec Z6 Interact	2.30	2.50		
X1 Lightning	BL1		10	1927400	120/70 ZR 17 M/C (58W) TL	Sportec M5 Interact	1927600	180/55 ZR 17 M/C (73W) TL	Sportec M5 Interact	2.30	2.50		
				1448100	120/70 ZR 17 M/C (58W) TL	Roadtec Z6 Front	1449100	170/60 ZR 17 M/C (72W) TL	Roadtec Z6	2.50	2.60		
				1590500	120/70 ZR 17 M/C (58W) TL	Sportec M3	1590900	170/60 ZR 17 M/C (72W) TL	Sportec M3	2.50	2.60		
XB12Scg Lightning Low	XB1			1826800	120/70 ZR 17 M/C (58W) TL	Roadtec Z6 Interact	1827100	170/60 ZR 17 M/C (72W) TL	Roadtec Z6 Interact	2.50	2.60		
				1448100	120/70 ZR 17 M/C (58W) TL	Roadtec Z6 Front	1827200	180/55 ZR 17 M/C (73W) TL	Roadtec Z6 Interact	2.30	2.50		
				1590500	120/70 ZR 17 M/C (58W) TL	Sportec M3	1591000	180/55 ZR 17 M/C (73W) TL	Sportec M3	2.30	2.50		
				1677300	120/70 ZR 17 M/C (58W) TL	Racetec K3 Front	1677500	180/55 ZR 17 M/C (73W) TL	Racetec K3	2.30	2.50		
				1826800	120/70 ZR 17 M/C (58W) TL	Roadtec Z6 Interact	1448600	180/55 ZR 17 M/C (73W) TL	Roadtec Z6	2.30	2.50		
				1826800	120/70 ZR 17 M/C (58W) TL	Roadtec Z6 Interact	1827200	180/55 ZR 17 M/C (73W) TL	Roadtec Z6 Interact	2.30	2.50		
			10	1869500	120/70 ZR 17 M/C (58W) TL	Racetec Interact K3	1869900	180/55 ZR 17 M/C (73W) TL	Racetec Interact K3	2.30	2.50		
XB12Ss Lightning Long	XB2		10	1927400	120/70 ZR 17 M/C (58W) TL	Sportec M5 Interact	1927600	180/55 ZR 17 M/C (73W) TL	Sportec M5 Interact	2.30	2.50		
				1321800	120/70 ZR 17 M/C (58W) TL	SPORTEC M-1	1322000	180/55 ZR 17 M/C (73W) TL	SPORTEC M-1	2.30	2.50		
				1448100	120/70 ZR 17 M/C (58W) TL	Roadtec Z6 Front	1448600	180/55 ZR 17 M/C (73W) TL	Roadtec Z6	2.30	2.50		
				1590500	120/70 ZR 17 M/C (58W) TL	Sportec M3	1591000	180/55 ZR 17 M/C (73W) TL	Sportec M3	2.30	2.50		
				1826800	120/70 ZR 17 M/C (58W) TL	Roadtec Z6 Interact	1827200	180/55 ZR 17 M/C (73W) TL	Roadtec Z6 Interact	2.30	2.50		
XB12STT Lightning Super TT	XB2		10	1927400	120/70 ZR 17 M/C (58W) TL	Sportec M5 Interact	1927600	180/55 ZR 17 M/C (73W) TL	Sportec M5 Interact	2.30	2.50		
				1448100	120/70 ZR 17 M/C (58W) TL	Roadtec Z6 Front	1827200	180/55 ZR 17 M/C (73W) TL	Roadtec Z6 Interact	-	-		
				1590500	120/70 ZR 17 M/C (58W) TL	Sportec M3	1591000	180/55 ZR 17 M/C (73W) TL	Sportec M3	-	-		
				1826800	120/70 ZR 17 M/C (58W) TL	Roadtec Z6 Interact	1448600	180/55 ZR 17 M/C (73W) TL	Roadtec Z6	-	-		
				1826800	120/70 ZR 17 M/C (58W) TL	Roadtec Z6 Interact	1827200	180/55 ZR 17 M/C (73W) TL	Roadtec Z6 Interact	-	-		
XB12XP Ulysses Police	XB2		10	1927400	120/70 ZR 17 M/C (58W) TL	Sportec M5 Interact	1927600	180/55 ZR 17 M/C (73W) TL	Sportec M5 Interact	-	-		
			10	1590500	120/70 ZR 17 M/C (58W) TL	Sportec M3	1591000	180/55 ZR 17 M/C (73W) TL	Sportec M3	2.40	2.50		
			10	1826800	120/70 ZR 17 M/C (58W) TL	Roadtec Z6 Interact	1827200	180/55 ZR 17 M/C (73W) TL	Roadtec Z6 Interact	2.40	2.50		
			10	1927400	120/70 ZR 17 M/C (58W) TL	Sportec M5 Interact	1927600	180/55 ZR 17 M/C (73W) TL	Sportec M5 Interact	2.40	2.50		
XB12XT Ulysses XT	XB2			1826800	120/70 ZR 17 M/C (58W) TL	Roadtec Z6 Interact	1827300	180/55 ZR 17 M/C (73W) TL	Roadtec Z6 Interact C	2.30	2.50		
			10	1590500	120/70 ZR 17 M/C (58W) TL	Sportec M3	1591000	180/55 ZR 17 M/C (73W) TL	Sportec M3	2.30	2.50		
			10	1927400	120/70 ZR 17 M/C (58W) TL	Sportec M5 Interact	1927600	180/55 ZR 17 M/C (73W) TL	Sportec M5 Interact	2.30	2.50		
CAGIVA	Street												
Mito 125; EV	8P		10	1590300	120/60 ZR 17 M/C (55W) TL	Sportec M3	1590700	150/60 ZR 17 M/C 66W TL	Sportec M3	2.10	2.30		
			10	27	1530300	110/70 - 17 M/C 54H TL	Lasertec Front	1840600	140/70 - 17 M/C 66H TL	Lasertec	2.10	2.30	
Mito 125 EV; Mito SP 525	N3			10	1590200	110/70 ZR 17 M/C 54W TL	Sportec M3	1590700	150/60 ZR 17 M/C 66W TL	Sportec M3	-	-	
Mito 125 I,II,EV	8P			27	1590200	110/70 ZR 17 M/C 54W TL	Sportec M3	1590700	150/60 ZR 17 M/C 66W TL	Sportec M3	2.10	2.30	
Planet 125					1590200	110/70 ZR 17 M/C 54W TL	Sportec M3	1590700	150/60 ZR 17 M/C 66W TL	Sportec M3	-	-	
Raptor 125	N3				1590200	110/70 ZR 17 M/C 54W TL	Sportec M3	1590700	150/60 ZR 17 M/C 66W TL	Sportec M3	-	-	
SS 125 NC					0114300	3.00 - 18 52P reinf.	ME 22	0114400	3.50 - 18 62P reinf.	ME 22	1.50	1.80	
Supercity	2 F				1590200	110/70 ZR 17 M/C 54W TL	Sportec M3	1590700	150/60 ZR 17 M/C 66W TL	Sportec M3	1.90	2.00	
SS 250 NC				23	0111700	3.25 - 18 52H	ME 11	0130700	4.00 - 18 64S TL	ME 77	1.60	1.80	
				23	0113700	3.25 - 18 59P reinf.	ME 22	0130700	4.00 - 18 64S TL	ME 77	1.60	1.80	
Alazzurra 350	2 M				1531700	90/90 - 18 M/C 51H TL	Lasertec Front	1531900	110/90 - 18 M/C 61H TL	Lasertec	2.20	2.50	
					1531700	90/90 - 18 M/C 51H TL	Lasertec Front	1532000	120/80 - 18 M/C 62H TL	Lasertec	2.20	2.50	
					1531700	90/90 - 18 M/C 51H TL	Lasertec Front	1532100	120/90 - 18 M/C 65H TL	Lasertec	2.20	2.50	
					21	1529800	100/90 - 18 M/C 56H TL	Lasertec Front	1531900	110/90 - 18 M/C 61H TL	Lasertec	2.20	2.50
					21	1529800	100/90 - 18 M/C 56H TL	Lasertec Front	1532000	120/80 - 18 M/C 62H TL	Lasertec	2.20	2.50
SS 350 NC				21	1529800	100/90 - 18 M/C 56H TL	Lasertec Front	1532100	120/90 - 18 M/C 65H TL	Lasertec	2.20	2.50	
			23	0111700	3.25 - 18 52H	ME 11	0130700	4.00 - 18 64S TL	ME 77	1.60	1.80		
			23	0113700	3.25 - 18 59P reinf.	ME 22	0130700	4.00 - 18 64S TL	ME 77	1.60	1.80		
River 500				10	1530400	110/80 - 17 M/C 57H TL	Lasertec Front	1840600	140/70 - 17 M/C 66H TL	Lasertec	-	-	
River 600	3G				1530400	110/80 - 17 M/C 57H TL	Lasertec Front	1533500	150/70 - 17 M/C 69H TL	Lasertec	2.00	2.20	
				10	1530400	110/80 - 17 M/C 57H TL	Lasertec Front	1840600	140/70 - 17 M/C 66H TL	Lasertec	2.00	2.20	
Alazzurra 650	3 M				1534500	100/90 V 18 M/C (56V) TL	Lasertec Front	1533100	130/80 V 18 M/C (66V) TL	Lasertec	2.20	2.50	
					1529800	100/90 - 18 M/C 56H TL	Lasertec Front	1531900	110/90 - 18 M/C 61H TL	Lasertec	2.20	2.50	
					1529800	100/90 - 18 M/C 56H TL	Lasertec Front	1532000	120/80 - 18 M/C 62H TL	Lasertec	2.20	2.50	
Raptor / V-Raptor 650; Raptor 650ie	M2				1448100	120/70 ZR 17 M/C (58W) TL	Roadtec Z6 Front	1448700	160/60 ZR 17 M/C (69W) TL	Roadtec Z6	2.50	2.70	
					1590500	120/70 ZR 17 M/C (58W) TL	Sportec M3	1590800	160/60 ZR 17 M/C (69W) TL	Sportec M3	2.50	2.70	
				10	1826800	120/70 ZR 17 M/C (58W) TL	Roadtec Z6 Interact	1827000	160/60 ZR 17 M/C (69W) TL	Roadtec Z6 Interact	2.50	2.70	
				10	1927400	120/70 ZR 17 M/C (58W) TL	Sportec M5 Interact	1971300	160/60 ZR 17 M/C (69W) TL	Sportec M5 Interact	2.50	2.70	





MANUFACTURER	TYPE	Footnotes	FRONT TYRE			REAR TYRE			Inflation Pressure (bar)	
			IP-code	Size	Metzeler-Tread Pattern	IP-code	Size	Metzeler-Tread Pattern	Front	Rear
Navigator	M5		1566000	110/80 ZR 18 M/C (58W) TL	Roadtec Z6 A Front	1448800	150/70 ZR 17 M/C (69W) TL	Roadtec Z6	-	-
			1448500	110/80 ZR 18 M/C (58W) TL	Roadtec Z6 Front	1448800	150/70 ZR 17 M/C (69W) TL	Roadtec Z6	-	-
Raptor / V-Raptor 1000; Xtra-Raptor 1000	M2	10	1927200	110/80 ZR 18 M/C (58W) TL	Roadtec Z6 Interact	1926900	150/70 ZR 17 M/C (69W) TL	Roadtec Z6 Interact	-	-
			1321800	120/70 ZR 17 M/C (58W) TL	SPORTEC M-1	1322000	180/55 ZR 17 M/C (73W) TL	SPORTEC M-1	2.50	2.70
			1448100	120/70 ZR 17 M/C (58W) TL	Roadtec Z6 Front	1448600	180/55 ZR 17 M/C (73W) TL	Roadtec Z6	2.50	2.70
			1590500	120/70 ZR 17 M/C (58W) TL	Sportec M3	1591000	180/55 ZR 17 M/C (73W) TL	Sportec M3	2.50	2.70
		10	1826800	120/70 ZR 17 M/C (58W) TL	Roadtec Z6 Interact	1827200	180/55 ZR 17 M/C (73W) TL	Roadtec Z6 Interact	2.50	2.70
		10	1927400	120/70 ZR 17 M/C (58W) TL	Sportec M5 Interact	1927600	180/55 ZR 17 M/C (73W) TL	Sportec M5 Interact	2.50	2.70
CAGIVA	Chopper u. Cruiser									
Roadster 125		23	0111100	3.25 - 19 54S TT/TL	ME 11	0747300	140/90 - 15 M/C 70S	ME 77	1.90	2.50
		23	1531300	3.25 - 19 M/C 54H TL	Lasertec Front	0747300	140/90 - 15 M/C 70S	ME 77	1.90	2.50
Blanc Elefanto			0127000	120/90 B 18 71H reinf.TL	MARATHON ML2 Front #	0713500	150/90 B 15 M/C 80H reinf.TL	MARATHON ML2 Plus#	2.50	2.90
CAGIVA	Enduro									
Aletta Rossa 125			0138800	2.75 - 21 45P	ENDURO 1	0138900	4.10 - 18 60P	ENDURO 1	1.50	1.80
Elefant 125			0138800	2.75 - 21 45P	ENDURO 1	0139500	4.60 - 17 62Q	ENDURO 1	1.50	1.80
SX 125 Enduro			0139400	3.00 - 21 51R	ENDURO 1	0138900	4.10 - 18 60P	ENDURO 1	1.50	1.80
W 8	9 PE		0144100	90/90 - 21 54S	ENDURO 3 Front	0142900	120/80 - 18 62S	ENDURO 3	1.50	1.80
			1679000	90/90 - 21 M/C 54M M&S	UNICROSS FRONT	1679100	120/90 - 18 M/C 65M M&S TT	UNICROSS	1.50	1.80
SX 250			0139400	3.00 - 21 51R	ENDURO 1	0139200	4.00 - 18 64R	ENDURO 2	1.60	1.80
350 Ala Rossa			0139400	3.00 - 21 51R	ENDURO 1	0139200	4.00 - 18 64R	ENDURO 2	1.60	1.80
SX 350			0139400	3.00 - 21 51R	ENDURO 1	0139200	4.00 - 18 64R	ENDURO 2	1.60	1.80
T4-350 E,R			0139400	3.00 - 21 51R	ENDURO 1	0139500	4.60 - 17 62Q	ENDURO 1	2.20	2.50
W 12	2 N1	23	0144100	90/90 - 21 54S	ENDURO 3 Front	0143900	130/80 - 17 65S	ENDURO 3	1.80	2.00
		23	1012500	90/90 - 21 M/C 54S	TOURANCE Front	1012000	130/80 R 17 M/C 65H TL	TOURANCE	1.80	2.00
		23	1203100	90/90 - 21 M/C 54R M&S	MCE Karoo 2 Front	0887000	130/80 - 17 M/C 65R M&S	MCE Karoo	1.80	2.00
		10 23	1815900	90/90 - 21 M/C 54S TT	TOURANCE EXP	1816200	130/80 - 17 M/C 65S TT	TOURANCE EXP	1.80	2.00
		10 23	1815900	90/90 - 21 M/C 54S TT	TOURANCE EXP	1816300	130/80 R 17 M/C 65S TL	TOURANCE EXP	1.80	2.00
Canyon 500	M1		1012300	100/90 - 19 M/C 57S	TOURANCE Front	1012100	140/80 R 17 M/C 69H TL	TOURANCE	-	-
		10	1815700	100/90 - 19 M/C 57H TL	TOURANCE EXP	1938200	140/80 R 17 M/C 69V TL	TOURANCE EXP	-	-
			0139400	3.00 - 21 51R	ENDURO 1	0139500	4.60 - 17 62Q	ENDURO 1	2.20	2.50
T4-500 E,R			1012300	100/90 - 19 M/C 57S	TOURANCE Front	1086800	130/80 R 17 M/C 65S TL	TOURANCE	2.10	2.40
Canyon 600	5G1	10 23	1715500	110/80 R 19 M/C 59V TL	TOURANCE EXP	1938200	140/80 R 17 M/C 69V TL	TOURANCE EXP	2.10	2.40
		10 23	1815800	100/90 - 19 M/C 57S TT	TOURANCE EXP	1816200	130/80 - 17 M/C 65S TT	TOURANCE EXP	2.10	2.40
		10 23	1815800	100/90 - 19 M/C 57S TT	TOURANCE EXP	1816300	130/80 R 17 M/C 65S TL	TOURANCE EXP	2.10	2.40
W 16	2G/2G1	23	0144100	90/90 - 21 54S	ENDURO 3 Front	0143900	130/80 - 17 65S	ENDURO 3	1.80	2.00
		23	1012500	90/90 - 21 M/C 54S	TOURANCE Front	1012000	130/80 R 17 M/C 65H TL	TOURANCE	1.80	2.00
		23	1203100	90/90 - 21 M/C 54R M&S	MCE Karoo 2 Front	0887000	130/80 - 17 M/C 65R M&S	MCE Karoo	1.80	2.00
		10 23	1815900	90/90 - 21 M/C 54S TT	TOURANCE EXP	1816200	130/80 - 17 M/C 65S TT	TOURANCE EXP	1.80	2.00
		10 23	1815900	90/90 - 21 M/C 54S TT	TOURANCE EXP	1816300	130/80 R 17 M/C 65S TL	TOURANCE EXP	1.80	2.00
650 Elefant	1N	23	0144100	90/90 - 21 54S	ENDURO 3 Front	0143900	130/80 - 17 65S	ENDURO 3	2.10	2.40
		23	1012500	90/90 - 21 M/C 54S	TOURANCE Front	1209400	130/80 - 17 M/C 65S	TOURANCE	2.10	2.40
		10 23	1815900	90/90 - 21 M/C 54S TT	TOURANCE EXP	1816200	130/80 - 17 M/C 65S TT	TOURANCE EXP	2.10	2.40
Elefant 750 a.c.	6 B	10 23	1715500	110/80 R 19 M/C 59V TL	TOURANCE EXP	1938200	140/80 R 17 M/C 69V TL	TOURANCE EXP	2.00	2.20
		10 23	1815700	100/90 - 19 M/C 57H TL	TOURANCE EXP	1938200	140/80 R 17 M/C 69V TL	TOURANCE EXP	2.00	2.20
900 i.e. Elefant Lucky	1 B		1012400	100/90 - 19 M/C 57H TL	TOURANCE Front	1012100	140/80 R 17 M/C 69H TL	TOURANCE	2.00	2.20
		10	1815700	100/90 - 19 M/C 57H TL	TOURANCE EXP	1938200	140/80 R 17 M/C 69V TL	TOURANCE EXP	2.00	2.20
900 i.e. GT Elefant	1 BE		1012400	100/90 - 19 M/C 57H TL	TOURANCE Front	1012100	140/80 R 17 M/C 69H TL	TOURANCE	2.00	2.20
		10	1815700	100/90 - 19 M/C 57H TL	TOURANCE EXP	1938200	140/80 R 17 M/C 69V TL	TOURANCE EXP	2.00	2.20
Elefant 900 a.c.	5 B	10 23	1715500	110/80 R 19 M/C 59V TL	TOURANCE EXP	1938200	140/80 R 17 M/C 69V TL	TOURANCE EXP	2.00	2.20
		10 23	1815700	100/90 - 19 M/C 57H TL	TOURANCE EXP	1938200	140/80 R 17 M/C 69V TL	TOURANCE EXP	2.00	2.20
Grand Canyon 900	M3	10	1815700	100/90 - 19 M/C 57H TL	TOURANCE EXP	1998700	150/70 R 17 M/C 69V TL	TOURANCE EXP M	-	-
CPI	Enduro									
Supermoto 50			1529600	100/80 - 17 M/C 52S TL	Lasertec Front	1532500	130/70 - 17 M/C 62S TL	Lasertec	-	-

Supermoto 50; Black Tiger				1530400	110/80 - 17 M/C 57H TL	Lasertec Front	1532500	130/70 - 17 M/C 62S TL	Lasertec	1.80	2.00
Supermoto SMX				1530400	110/80 - 17 M/C 57H TL	Lasertec Front	1532500	130/70 - 17 M/C 62S TL	Lasertec	-	-
CZ	Street										
125,250 Roadster	521		23	0111100	3.25 - 19 54S TT/TL	ME 11	0747300	140/90 - 15 M/C 70S	ME 77	1.80	2.20
			23	1531300	3.25 - 19 M/C 54H TL	Lasertec Front	0747300	140/90 - 15 M/C 70S	ME 77	1.80	2.20
125	488			0113600	2.75 - 18 48P reinf.	ME 22	1546400	3.00 - 18 M/C 52P reinf.TL	ME 22	1.60	2.10
Roland 125/180				0113600	2.75 - 18 48P reinf.	ME 22	1546400	3.00 - 18 M/C 52P reinf.TL	ME 22	1.60	2.10
180	487			0113600	2.75 - 18 48P reinf.	ME 22	1546400	3.00 - 18 M/C 52P reinf.TL	ME 22	1.60	2.10
Daelim	Street										
Altino				0113600	2.75 - 18 48P reinf.	ME 22	1546400	3.00 - 18 M/C 52P reinf.TL	ME 22	1.80	2.00
Roadwin R 125 F.I.			10	1530300	110/70 - 17 M/C 54H TL	Lasertec Front	1840600	140/70 - 17 M/C 66H TL	Lasertec	2.00	2.25
VS-125				1531700	90/90 - 18 M/C 51H TL	Lasertec Front	1077700	110/90 - 16 M/C 59S TL	ME 77	-	-
Daelim	Chopper u.Cruiser										
Daystar 125				1531700	90/90 - 18 M/C 51H TL	Lasertec Front	1268200	130/90 - 15 M/C 66S TL	ME 77	1.75	2.25
				1531700	90/90 - 18 M/C 51H TL	Lasertec Front	1709400	130/90 - 15 M/C 66S TT	Lasertec #	1.75	2.25
				1531700	90/90 - 18 M/C 51H TL	Lasertec Front	1806700	130/90 - 15 M/C 66S TL	Lasertec	1.75	2.25
DERBI	Street										
Fenix				0711600	2.50 - 17 43P reinf.	ME 22	0116100	3.00 - 17 50P reinf.	ME 22	1.80	2.00
GPR 50 Racing/Nude/ST				1529600	100/80 - 17 M/C 52S TL	Lasertec Front	1532500	130/70 - 17 M/C 62S TL	Lasertec	-	-
GPR 125			10	1530300	110/70 - 17 M/C 54H TL	Lasertec Front	1840600	140/70 - 17 M/C 66H TL	Lasertec	-	-
			10	1530300	110/70 - 17 M/C 54H TL	Lasertec Front	1840600	140/70 - 17 M/C 66H TL	Lasertec	-	-
GPR 125 Racing/Nude/ST				1530400	110/80 - 17 M/C 57H TL	Lasertec Front	1840600	140/70 - 17 M/C 66H TL	Lasertec	-	-
Mulhacen 125 Cafe			10	1529600	100/80 - 17 M/C 52S TL	Lasertec Front	1532500	130/70 - 17 M/C 62S TL	Lasertec	-	-
Mulhacen 125	MS			1529800	100/90 - 18 M/C 56H TL	Lasertec Front	1532700	130/80 - 17 M/C 65H TL	Lasertec	2.00	2.10
Senda 125 Cross City	SC2D			1529800	100/90 - 18 M/C 56H TL	Lasertec Front	1532700	130/80 - 17 M/C 65H TL	Lasertec	1.90	2.20
Senda SM 125 -4 T '04				1529600	100/80 - 17 M/C 52S TL	Lasertec Front	1532500	130/70 - 17 M/C 62S TL	Lasertec	-	-
DERBI	Enduro										
Senda 50 SM DRD				1529600	100/80 - 17 M/C 52S TL	Lasertec Front	1532500	130/70 - 17 M/C 62S TL	Lasertec	-	-
B:3				0138800	2.75 - 21 45P	ENDURO 1	0138900	4.10 - 18 60P	ENDURO 1	1.60	2.00
Senda 125 Adventure			10	0144100	90/90 - 21 54S	ENDURO 3 Front	0143900	130/80 - 17 65S	ENDURO 3	-	-
Senda 125 R				0139400	3.00 - 21 51R	ENDURO 1	0138900	4.10 - 18 60P	ENDURO 1	-	-
Senda 125 R Baja				0138800	2.75 - 21 45P	ENDURO 1	0138900	4.10 - 18 60P	ENDURO 1	-	-
Senda 125 SM Baja				1529600	100/80 - 17 M/C 52S TL	Lasertec Front	1532500	130/70 - 17 M/C 62S TL	Lasertec	-	-
Senda 125 Terra	TS			1529800	100/90 - 18 M/C 56H TL	Lasertec Front	1532700	130/80 - 17 M/C 65H TL	Lasertec	2.00	2.10
DUCATI	Street										
350 F3 Desmo	ZDM 350R			1529700	100/90 - 16 M/C 54H TL	Lasertec Front	1532000	120/80 - 18 M/C 62H TL	Lasertec	2.30	2.60
				1531000	120/80 V 16 M/C (60V) TL	Lasertec Front	1533100	130/80 V 18 M/C (66V) TL	Lasertec	2.30	2.60
350 GTL			23	1529800	100/90 - 18 M/C 56H TL	Lasertec Front	1531900	110/90 - 18 M/C 61H TL	Lasertec	1.80	2.30
350 Sport GTV				0111700	3.25 - 18 52H	ME 11	1531900	110/90 - 18 M/C 61H TL	Lasertec	2.30	2.70
				1529800	100/90 - 18 M/C 56H TL	Lasertec Front	1531900	110/90 - 18 M/C 61H TL	Lasertec	2.30	2.70
350 Vento				0111700	3.25 - 18 52H	ME 11	0130500	3.50 - 18 56S	ME 77	2.30	2.70
400 SS Junior	ZDM 400 J		10	1590300	120/60 ZR 17 M/C (55W) TL	Sportec M3	1590800	160/60 ZR 17 M/C (69W) TL	Sportec M3	2.20	2.40
			10	1971200	120/60 ZR 17 M/C (55W) TL	Sportec M5 Interact	1971300	160/60 ZR 17 M/C (69W) TL	Sportec M5 Interact	2.20	2.40
500 / 600 SL, Pantah, 650 SL			23	1529800	100/90 - 18 M/C 56H TL	Lasertec Front	1531900	110/90 - 18 M/C 61H TL	Lasertec	2.20	2.50
			23	1529800	100/90 - 18 M/C 56H TL	Lasertec Front	1532100	120/90 - 18 M/C 65H TL	Lasertec	2.20	2.50
			23	0111700	3.25 - 18 52H	ME 11	0131800	4.00 - 18 64H TL	ME 77	2.20	2.50
			23	0111700	3.25 - 18 52H	ME 11	1533900	4.00 - 18 M/C 64V TL	Lasertec	2.20	2.50
500 GTL Sport				1529800	100/90 - 18 M/C 56H TL	Lasertec Front	1531900	110/90 - 18 M/C 61H TL	Lasertec	1.80	2.30
500 SD				1529800	100/90 - 18 M/C 56H TL	Lasertec Front	1531900	110/90 - 18 M/C 61H TL	Lasertec	2.30	2.70
600 SS	ZDM 600 S			1448200	120/60 ZR 17 M/C (55W) TL	Roadtec Z6 Front	1448700	160/60 ZR 17 M/C (69W) TL	Roadtec Z6	2.20	2.50
				1590300	120/60 ZR 17 M/C (55W) TL	Sportec M3	1590800	160/60 ZR 17 M/C (69W) TL	Sportec M3	2.20	2.50
			21	0966500	120/70 ZR 17 M/C (58W) TL	ME Z4 B FRONT	0948300	160/60 ZR 17 (69W) TL	ME Z4	2.20	2.50
			10	1927100	120/60 ZR 17 M/C (55W) TL	Roadtec Z6 Interact *	1827000	160/60 ZR 17 M/C (69W) TL	Roadtec Z6 Interact	2.20	2.50
			10	1971200	120/60 ZR 17 M/C (55W) TL	Sportec M5 Interact	1971300	160/60 ZR 17 M/C (69W) TL	Sportec M5 Interact	2.20	2.50
M 600,Dark,City	ZDM600M, M			0947900	120/60 ZR 17 (55W) TL	ME Z4 FRONT	0948300	160/60 ZR 17 (69W) TL	ME Z4	2.20	2.40
				1448200	120/60 ZR 17 M/C (55W) TL	Roadtec Z6 Front	1448700	160/60 ZR 17 M/C (69W) TL	Roadtec Z6	2.20	2.40
				1590300	120/60 ZR 17 M/C (55W) TL	Sportec M3	1590800	160/60 ZR 17 M/C (69W) TL	Sportec M3	2.20	2.40
			10	1927100	120/60 ZR 17 M/C (55W) TL	Roadtec Z6 Interact *	1827000	160/60 ZR 17 M/C (69W) TL	Roadtec Z6 Interact	2.20	2.40
			10	1971200	120/60 ZR 17 M/C (55W) TL	Sportec M5 Interact	1971300	160/60 ZR 17 M/C (69W) TL	Sportec M5 Interact	2.20	2.40





MANUFACTURER	TYPE	Footnotes	FRONT TYRE			REAR TYRE			Inflation Pressure (bar)			
			IP-code	Size	Metzeler-Tread Pattern	IP-code	Size	Metzeler-Tread Pattern	Front	Rear		
M 600	M 3		0947900	120/60 ZR 17 (55W) TL	ME Z4 FRONT	0948300	160/60 ZR 17 (69W) TL	ME Z4	2.20	2.40		
			1448200	120/60 ZR 17 M/C (55W) TL	Roadtec Z6 Front	1448700	160/60 ZR 17 M/C (69W) TL	Roadtec Z6	2.20	2.40		
			1590300	120/60 ZR 17 M/C (55W) TL	Sportec M3	1590800	160/60 ZR 17 M/C (69W) TL	Sportec M3	2.20	2.40		
620 Sport	V5 / 00		10 1927100	120/60 ZR 17 M/C (55W) TL	Roadtec Z6 Interact *	1827000	160/60 ZR 17 M/C (69W) TL	Roadtec Z6 Interact	2.20	2.40		
			10 1971200	120/60 ZR 17 M/C (55W) TL	Sportec M5 Interact	1971300	160/60 ZR 17 M/C (69W) TL	Sportec M5 Interact	2.20	2.40		
			0966500	120/70 ZR 17 M/C (58W) TL	ME Z4 B FRONT	0948300	160/60 ZR 17 (69W) TL	ME Z4	2.20	2.40		
			1448100	120/70 ZR 17 M/C (58W) TL	Roadtec Z6 Front	1448700	160/60 ZR 17 M/C (69W) TL	Roadtec Z6	2.20	2.40		
			1590500	120/70 ZR 17 M/C (58W) TL	Sportec M3	1590800	160/60 ZR 17 M/C (69W) TL	Sportec M3	2.20	2.40		
			1826800	120/70 ZR 17 M/C (58W) TL	Roadtec Z6 Interact	1827000	160/60 ZR 17 M/C (69W) TL	Roadtec Z6 Interact	2.20	2.40		
M 620, Dark	M4 / 03 bzw. 08		10 1927400	120/70 ZR 17 M/C (58W) TL	Sportec M5 Interact	1971300	160/60 ZR 17 M/C (69W) TL	Sportec M5 Interact	2.20	2.40		
			0947900	120/60 ZR 17 (55W) TL	ME Z4 FRONT	0948300	160/60 ZR 17 (69W) TL	ME Z4	2.20	2.40		
			1448200	120/60 ZR 17 M/C (55W) TL	Roadtec Z6 Front	1448700	160/60 ZR 17 M/C (69W) TL	Roadtec Z6	2.20	2.40		
			1590300	120/60 ZR 17 M/C (55W) TL	Sportec M3	1590800	160/60 ZR 17 M/C (69W) TL	Sportec M3	2.20	2.40		
			10 1927100	120/60 ZR 17 M/C (55W) TL	Roadtec Z6 Interact *	1827000	160/60 ZR 17 M/C (69W) TL	Roadtec Z6 Interact	2.20	2.40		
Multistrada 620, Dark	A1 / 03		10 1971200	120/60 ZR 17 M/C (55W) TL	Sportec M5 Interact	1971300	160/60 ZR 17 M/C (69W) TL	Sportec M5 Interact	2.20	2.40		
			1448200	120/60 ZR 17 M/C (55W) TL	Roadtec Z6 Front	1448700	160/60 ZR 17 M/C (69W) TL	Roadtec Z6	2.20	2.40		
			1590300	120/60 ZR 17 M/C (55W) TL	Sportec M3	1590800	160/60 ZR 17 M/C (69W) TL	Sportec M3	2.20	2.40		
			10 1927100	120/60 ZR 17 M/C (55W) TL	Roadtec Z6 Interact *	1827000	160/60 ZR 17 M/C (69W) TL	Roadtec Z6 Interact	2.20	2.40		
Monster 695	M4 / 19		10 1971200	120/60 ZR 17 M/C (55W) TL	Sportec M5 Interact	1971300	160/60 ZR 17 M/C (69W) TL	Sportec M5 Interact	2.20	2.40		
			1590300	120/60 ZR 17 M/C (55W) TL	Sportec M3	1590800	160/60 ZR 17 M/C (69W) TL	Sportec M3	2.20	2.40		
			10 1927100	120/60 ZR 17 M/C (55W) TL	Roadtec Z6 Interact *	1827000	160/60 ZR 17 M/C (69W) TL	Roadtec Z6 Interact	2.20	2.40		
			10 1971200	120/60 ZR 17 M/C (55W) TL	Sportec M5 Interact	1971300	160/60 ZR 17 M/C (69W) TL	Sportec M5 Interact	2.20	2.40		
Monster 696 '08	M5/ 00		1448200	120/60 ZR 17 M/C (55W) TL	Roadtec Z6 Front	1448700	160/60 ZR 17 M/C (69W) TL	Roadtec Z6	2.40	2.60		
			1590300	120/60 ZR 17 M/C (55W) TL	Sportec M3	1590800	160/60 ZR 17 M/C (69W) TL	Sportec M3	2.40	2.60		
			10 1927100	120/60 ZR 17 M/C (55W) TL	Roadtec Z6 Interact *	1827000	160/60 ZR 17 M/C (69W) TL	Roadtec Z6 Interact	2.40	2.60		
			10 1971200	120/60 ZR 17 M/C (55W) TL	Sportec M5 Interact	1971300	160/60 ZR 17 M/C (69W) TL	Sportec M5 Interact	2.40	2.60		
748	H3, ZDM H3		10 1321800	120/60 ZR 17 M/C (55W) TL	Sportec M5 Interact	1971300	160/60 ZR 17 M/C (69W) TL	Sportec M5 Interact	2.40	2.60		
			1321800	120/70 ZR 17 M/C (58W) TL	SPORTEC M-1	1322000	180/55 ZR 17 M/C (73W) TL	SPORTEC M-1	2.20	2.40		
			1590300	120/60 ZR 17 M/C (55W) TL	Sportec M3	1591000	180/55 ZR 17 M/C (73W) TL	Sportec M3	2.20	2.40		
			1590400	120/65 ZR 17 M/C (56W) TL	Sportec M3	1591000	180/55 ZR 17 M/C (73W) TL	Sportec M3	2.20	2.40		
			1590500	120/70 ZR 17 M/C (58W) TL	Sportec M3	1591000	180/55 ZR 17 M/C (73W) TL	Sportec M3	2.20	2.40		
			1677300	120/70 ZR 17 M/C (58W) TL	Racetec K3 Front	1677500	180/55 ZR 17 M/C (73W) TL	Racetec K3	2.20	2.40		
			1321800	120/70 ZR 17 M/C (58W) TL	SPORTEC M-1	1321900	190/50 ZR 17 M/C (73W) TL	SPORTEC M-1	2.20	2.40		
			10 1869500	120/70 ZR 17 M/C (58W) TL	Racetec Interact K3	1869900	180/55 ZR 17 M/C (73W) TL	Racetec Interact K3	2.20	2.40		
			10 1869500	120/70 ZR 17 M/C (58W) TL	Racetec Interact K3	1870400	190/50 ZR 17 M/C (73W) TL	Racetec Interact K3	2.20	2.40		
			10 1927400	120/70 ZR 17 M/C (58W) TL	Sportec M5 Interact	1927600	180/55 ZR 17 M/C (73W) TL	Sportec M5 Interact	2.20	2.40		
			10 1927400	120/70 ZR 17 M/C (58W) TL	Sportec M5 Interact	1948500	190/50 ZR 17 M/C (73W) TL	Sportec M5 Interact	2.20	2.40		
			10 1971200	120/60 ZR 17 M/C (55W) TL	Sportec M5 Interact	1927600	180/55 ZR 17 M/C (73W) TL	Sportec M5 Interact	2.20	2.40		
		748 SP, SPS	ZDM 748 S		1321800	120/70 ZR 17 M/C (58W) TL	SPORTEC M-1	1322000	180/55 ZR 17 M/C (73W) TL	SPORTEC M-1	2.20	2.40
					1590300	120/60 ZR 17 M/C (55W) TL	Sportec M3	1591000	180/55 ZR 17 M/C (73W) TL	Sportec M3	2.20	2.40
	1590500			120/70 ZR 17 M/C (58W) TL	Sportec M3	1591000	180/55 ZR 17 M/C (73W) TL	Sportec M3	2.20	2.40		
	1677300			120/70 ZR 17 M/C (58W) TL	Racetec K3 Front	1677500	180/55 ZR 17 M/C (73W) TL	Racetec K3	2.20	2.40		
	1321800			120/70 ZR 17 M/C (58W) TL	SPORTEC M-1	1321900	190/50 ZR 17 M/C (73W) TL	SPORTEC M-1	2.20	2.40		
	10 1869500			120/70 ZR 17 M/C (58W) TL	Racetec Interact K3	1869900	180/55 ZR 17 M/C (73W) TL	Racetec Interact K3	2.20	2.40		
	10 1869500			120/70 ZR 17 M/C (58W) TL	Racetec Interact K3	1870400	190/50 ZR 17 M/C (73W) TL	Racetec Interact K3	2.20	2.40		
	10 1927400			120/70 ZR 17 M/C (58W) TL	Sportec M5 Interact	1927600	180/55 ZR 17 M/C (73W) TL	Sportec M5 Interact	2.20	2.40		
	10 1927400			120/70 ZR 17 M/C (58W) TL	Sportec M5 Interact	1948500	190/50 ZR 17 M/C (73W) TL	Sportec M5 Interact	2.20	2.40		
	10 1971200			120/60 ZR 17 M/C (55W) TL	Sportec M5 Interact	1927600	180/55 ZR 17 M/C (73W) TL	Sportec M5 Interact	2.20	2.40		
748 Strada	748, ZDM 748 S		1321800	120/70 ZR 17 M/C (58W) TL	SPORTEC M-1	1322000	180/55 ZR 17 M/C (73W) TL	SPORTEC M-1	2.20	2.40		
			1590300	120/60 ZR 17 M/C (55W) TL	Sportec M3	1591000	180/55 ZR 17 M/C (73W) TL	Sportec M3	2.20	2.40		
			1590500	120/70 ZR 17 M/C (58W) TL	Sportec M3	1591000	180/55 ZR 17 M/C (73W) TL	Sportec M3	2.20	2.40		
			1677300	120/70 ZR 17 M/C (58W) TL	Racetec K3 Front	1677500	180/55 ZR 17 M/C (73W) TL	Racetec K3	2.20	2.40		
			1321800	120/70 ZR 17 M/C (58W) TL	SPORTEC M-1	1321900	190/50 ZR 17 M/C (73W) TL	SPORTEC M-1	2.20	2.40		
			10 1869500	120/70 ZR 17 M/C (58W) TL	Racetec Interact K3	1869900	180/55 ZR 17 M/C (73W) TL	Racetec Interact K3	2.20	2.40		
			10 1869500	120/70 ZR 17 M/C (58W) TL	Racetec Interact K3	1870400	190/50 ZR 17 M/C (73W) TL	Racetec Interact K3	2.20	2.40		

			10	1869500	120/70 ZR 17 M/C (58W) TL	Racetec Interact K3	1870400	190/50 ZR 17 M/C (73W) TL	Racetec Interact K3	2.20	2.40	
			10	1927400	120/70 ZR 17 M/C (58W) TL	Sportec M5 Interact	1927600	180/55 ZR 17 M/C (73W) TL	Sportec M5 Interact	2.20	2.40	
			10	1927400	120/70 ZR 17 M/C (58W) TL	Sportec M5 Interact	1948500	190/50 ZR 17 M/C (73W) TL	Sportec M5 Interact	2.20	2.40	
749, S, R, Dark	H5		10	1971200	120/60 ZR 17 M/C (55W) TL	Sportec M5 Interact	1927600	180/55 ZR 17 M/C (73W) TL	Sportec M5 Interact	2.20	2.40	
				1321800	120/70 ZR 17 M/C (58W) TL	SPORTEC M-1	1321900	190/50 ZR 17 M/C (73W) TL	SPORTEC M-1	2.20	2.40	
				1321800	120/70 ZR 17 M/C (58W) TL	SPORTEC M-1	1322000	180/55 ZR 17 M/C (73W) TL	SPORTEC M-1	2.20	2.40	
				1448100	120/70 ZR 17 M/C (58W) TL	Roadtec Z6 Front	1448600	180/55 ZR 17 M/C (73W) TL	Roadtec Z6	2.20	2.40	
				1448100	120/70 ZR 17 M/C (58W) TL	Roadtec Z6 Front	1449000	190/50 ZR 17 M/C (73W) TL	Roadtec Z6	2.20	2.40	
				1590400	120/65 ZR 17 M/C (56W) TL	Sportec M3	1591000	180/55 ZR 17 M/C (73W) TL	Sportec M3	2.20	2.40	
				1590400	120/65 ZR 17 M/C (56W) TL	Sportec M3	1591100	190/50 ZR 17 M/C (73W) TL	Sportec M3	2.20	2.40	
				1590500	120/70 ZR 17 M/C (58W) TL	Sportec M3	1591000	180/55 ZR 17 M/C (73W) TL	Sportec M3	2.20	2.40	
				1590500	120/70 ZR 17 M/C (58W) TL	Sportec M3	1591100	190/50 ZR 17 M/C (73W) TL	Sportec M3	2.20	2.40	
				1677300	120/70 ZR 17 M/C (58W) TL	Racetec K3 Front	1677500	180/55 ZR 17 M/C (73W) TL	Racetec K3	2.20	2.40	
				1677300	120/70 ZR 17 M/C (58W) TL	Racetec K3 Front	1677600	190/50 ZR 17 M/C (73W) TL	Racetec K3	2.20	2.40	
				1826800	120/70 ZR 17 M/C (58W) TL	Roadtec Z6 Interact	1827200	180/55 ZR 17 M/C (73W) TL	Roadtec Z6 Interact	2.20	2.40	
				10	1826800	120/70 ZR 17 M/C (58W) TL	Roadtec Z6 Interact	1868300	190/50 ZR 17 M/C (73W) TL	Roadtec Z6 Interact	2.20	2.40
				10	1869500	120/70 ZR 17 M/C (58W) TL	Racetec Interact K3	1869900	180/55 ZR 17 M/C (73W) TL	Racetec Interact K3	2.20	2.40
		10	1869500	120/70 ZR 17 M/C (58W) TL	Racetec Interact K3	1870400	190/50 ZR 17 M/C (73W) TL	Racetec Interact K3	2.20	2.40		
		10	1927400	120/70 ZR 17 M/C (58W) TL	Sportec M5 Interact	1927600	180/55 ZR 17 M/C (73W) TL	Sportec M5 Interact	2.20	2.40		
		10	1927400	120/70 ZR 17 M/C (58W) TL	Sportec M5 Interact	1948500	190/50 ZR 17 M/C (73W) TL	Sportec M5 Interact	2.20	2.40		
750 F1 MKI, MKIII				1531000	120/80 V 16 M/C (60V) TL	Lasertec Front	1533100	130/80 V 18 M/C (66V) TL	Lasertec	2.50	2.90	
750 GT				0160100	100/90 - 19 57H	ME 33 LASER#	0152300	120/90 - 18 65H	ME 99 A1 #	2.30	2.70	
750 SS ie '99	V2			0966500	120/70 ZR 17 M/C (58W) TL	ME Z4 B FRONT	0948300	160/60 ZR 17 (69W) TL	ME Z4	2.20	2.40	
				1448100	120/70 ZR 17 M/C (58W) TL	Roadtec Z6 Front	1448700	160/60 ZR 17 M/C (69W) TL	Roadtec Z6	2.20	2.40	
				1590500	120/70 ZR 17 M/C (58W) TL	Sportec M3	1590800	160/60 ZR 17 M/C (69W) TL	Sportec M3	2.20	2.40	
				1826800	120/70 ZR 17 M/C (58W) TL	Roadtec Z6 Interact	1827000	160/60 ZR 17 M/C (69W) TL	Roadtec Z6 Interact	2.20	2.40	
750 SS Supersport	ZDM 750 SC		10	1927400	120/70 ZR 17 M/C (58W) TL	Sportec M5 Interact	1971300	160/60 ZR 17 M/C (69W) TL	Sportec M5 Interact	2.20	2.40	
				1448200	120/60 ZR 17 M/C (55W) TL	Roadtec Z6 Front	1448700	160/60 ZR 17 M/C (69W) TL	Roadtec Z6	2.20	2.50	
				1590300	120/60 ZR 17 M/C (55W) TL	Sportec M3	1590800	160/60 ZR 17 M/C (69W) TL	Sportec M3	2.20	2.50	
				21	0966500	120/70 ZR 17 M/C (58W) TL	ME Z4 B FRONT	0948300	160/60 ZR 17 (69W) TL	ME Z4	2.20	2.50
				10	1927100	120/60 ZR 17 M/C (55W) TL	Roadtec Z6 Interact *	1827000	160/60 ZR 17 M/C (69W) TL	Roadtec Z6 Interact	2.20	2.50
				10	1927400	120/70 ZR 17 M/C (58W) TL	Sportec M5 Interact	1971300	160/60 ZR 17 M/C (69W) TL	Sportec M5 Interact	2.20	2.50
				10	1971200	120/60 ZR 17 M/C (55W) TL	Sportec M5 Interact	1971300	160/60 ZR 17 M/C (69W) TL	Sportec M5 Interact	2.20	2.50
750 SS M 750, Dark, City	ZDM 750 S M,M1			1529800	100/90 - 18 M/C 56H TL	Lasertec Front	1532100	120/90 - 18 M/C 65H TL	Lasertec	2.20	2.50	
				0947900	120/60 ZR 17 (55W) TL	ME Z4 FRONT	0948300	160/60 ZR 17 (69W) TL	ME Z4	2.20	2.40	
				1448200	120/60 ZR 17 M/C (55W) TL	Roadtec Z6 Front	1448700	160/60 ZR 17 M/C (69W) TL	Roadtec Z6	2.20	2.40	
				1590300	120/60 ZR 17 M/C (55W) TL	Sportec M3	1590800	160/60 ZR 17 M/C (69W) TL	Sportec M3	2.20	2.40	
			10	1927100	120/60 ZR 17 M/C (55W) TL	Roadtec Z6 Interact *	1827000	160/60 ZR 17 M/C (69W) TL	Roadtec Z6 Interact	2.20	2.40	
			10	1971200	120/60 ZR 17 M/C (55W) TL	Sportec M5 Interact	1971300	160/60 ZR 17 M/C (69W) TL	Sportec M5 Interact	2.20	2.40	
Monster 750 i.e.	M			0947900	120/60 ZR 17 (55W) TL	ME Z4 FRONT	0948300	160/60 ZR 17 (69W) TL	ME Z4	2.20	2.40	
				1448200	120/60 ZR 17 M/C (55W) TL	Roadtec Z6 Front	1448700	160/60 ZR 17 M/C (69W) TL	Roadtec Z6	2.20	2.40	
				1590300	120/60 ZR 17 M/C (55W) TL	Sportec M3	1590800	160/60 ZR 17 M/C (69W) TL	Sportec M3	2.20	2.40	
			10	1927100	120/60 ZR 17 M/C (55W) TL	Roadtec Z6 Interact *	1827000	160/60 ZR 17 M/C (69W) TL	Roadtec Z6 Interact	2.20	2.40	
			10	1971200	120/60 ZR 17 M/C (55W) TL	Sportec M5 Interact	1971300	160/60 ZR 17 M/C (69W) TL	Sportec M5 Interact	2.20	2.40	
Hypermotard 796	B1/01			10	1590500	120/70 ZR 17 M/C (58W) TL	Sportec M3	1591000	180/55 ZR 17 M/C (73W) TL	Sportec M3	-	-
				10	1826800	120/70 ZR 17 M/C (58W) TL	Roadtec Z6 Interact	1827200	180/55 ZR 17 M/C (73W) TL	Roadtec Z6 Interact	-	-
				10	1869500	120/70 ZR 17 M/C (58W) TL	Racetec Interact K3	1869900	180/55 ZR 17 M/C (73W) TL	Racetec Interact K3	-	-
				10	1927400	120/70 ZR 17 M/C (58W) TL	Sportec M5 Interact	1927600	180/55 ZR 17 M/C (73W) TL	Sportec M5 Interact	-	-
Monster 800	M4 / 06			0947900	120/60 ZR 17 (55W) TL	ME Z4 FRONT	0948300	160/60 ZR 17 (69W) TL	ME Z4	2.20	2.40	
				1448200	120/60 ZR 17 M/C (55W) TL	Roadtec Z6 Front	1448700	160/60 ZR 17 M/C (69W) TL	Roadtec Z6	2.20	2.40	
				1590300	120/60 ZR 17 M/C (55W) TL	Sportec M3	1590800	160/60 ZR 17 M/C (69W) TL	Sportec M3	2.20	2.40	
			10	1927100	120/60 ZR 17 M/C (55W) TL	Roadtec Z6 Interact *	1827000	160/60 ZR 17 M/C (69W) TL	Roadtec Z6 Interact	2.20	2.40	
			10	1971200	120/60 ZR 17 M/C (55W) TL	Sportec M5 Interact	1971300	160/60 ZR 17 M/C (69W) TL	Sportec M5 Interact	2.20	2.40	
Monster S2R 800	M4 / 14			1321800	120/70 ZR 17 M/C (58W) TL	SPORTEC M-1	1322000	180/55 ZR 17 M/C (73W) TL	SPORTEC M-1	2.20	2.40	
				1448100	120/70 ZR 17 M/C (58W) TL	Roadtec Z6 Front	1448600	180/55 ZR 17 M/C (73W) TL	Roadtec Z6	2.20	2.40	
				1590500	120/70 ZR 17 M/C (58W) TL	Sportec M3	1591000	180/55 ZR 17 M/C (73W) TL	Sportec M3	2.20	2.40	
				1677300	120/70 ZR 17 M/C (58W) TL	Racetec K3 Front	1677500	180/55 ZR 17 M/C (73W) TL	Racetec K3	2.20	2.40	
				1826800	120/70 ZR 17 M/C (58W) TL	Roadtec Z6 Interact	1827200	180/55 ZR 17 M/C (73W) TL	Roadtec Z6 Interact	2.20	2.40	
			10	1869500	120/70 ZR 17 M/C (58W) TL	Racetec Interact K3	1869900	180/55 ZR 17 M/C (73W) TL	Racetec Interact K3	2.20	2.40	



MANUFACTURER	TYPE	Footnotes	FRONT TYRE			REAR TYRE			Inflation Pressure (bar)		
			IP-code	Size	Metzeler-Tread Pattern	IP-code	Size	Metzeler-Tread Pattern	Front	Rear	
M S2R 800 (2007)	M4 / 21		10	1927400	120/70 ZR 17 M/C (58W) TL	Sportec M5 Interact	1927600	180/55 ZR 17 M/C (73W) TL	Sportec M5 Interact	2.20	2.40
			1448100	120/70 ZR 17 M/C (58W) TL	Roadtec Z6 Front	1448600	180/55 ZR 17 M/C (73W) TL	Roadtec Z6	2.20	2.40	
			1590500	120/70 ZR 17 M/C (58W) TL	Sportec M3	1591000	180/55 ZR 17 M/C (73W) TL	Sportec M3	2.20	2.40	
			1677300	120/70 ZR 17 M/C (58W) TL	Racetec K3 Front	1677500	180/55 ZR 17 M/C (73W) TL	Racetec K3	2.20	2.40	
			1826800	120/70 ZR 17 M/C (58W) TL	Roadtec Z6 Interact	1827200	180/55 ZR 17 M/C (73W) TL	Roadtec Z6 Interact	2.20	2.40	
Supersport 800 / 800 Sport	V5 / 02		10	1869500	120/70 ZR 17 M/C (58W) TL	Racetec Interact K3	1869900	180/55 ZR 17 M/C (73W) TL	Racetec Interact K3	2.20	2.40
			10	1927400	120/70 ZR 17 M/C (58W) TL	Sportec M5 Interact	1927600	180/55 ZR 17 M/C (73W) TL	Sportec M5 Interact	2.20	2.40
			1321800	120/70 ZR 17 M/C (58W) TL	SPORTEC M-1	1322000	180/55 ZR 17 M/C (73W) TL	SPORTEC M-1	2.30	2.50	
			1448100	120/70 ZR 17 M/C (58W) TL	Roadtec Z6 Front	1448600	180/55 ZR 17 M/C (73W) TL	Roadtec Z6	2.30	2.50	
			1448100	120/70 ZR 17 M/C (58W) TL	Roadtec Z6 Front	1449100	170/60 ZR 17 M/C (72W) TL	Roadtec Z6	2.30	2.50	
			1590500	120/70 ZR 17 M/C (58W) TL	Sportec M3	1590900	170/60 ZR 17 M/C (72W) TL	Sportec M3	2.30	2.50	
			1590500	120/70 ZR 17 M/C (58W) TL	Sportec M3	1591000	180/55 ZR 17 M/C (73W) TL	Sportec M3	2.30	2.50	
			1677300	120/70 ZR 17 M/C (58W) TL	Racetec K3 Front	1677500	180/55 ZR 17 M/C (73W) TL	Racetec K3	2.30	2.50	
			1826800	120/70 ZR 17 M/C (58W) TL	Roadtec Z6 Interact	1827100	170/60 ZR 17 M/C (72W) TL	Roadtec Z6 Interact	2.30	2.50	
			1826800	120/70 ZR 17 M/C (58W) TL	Roadtec Z6 Interact	1827200	180/55 ZR 17 M/C (73W) TL	Roadtec Z6 Interact	2.30	2.50	
848	H6/00		10	1869500	120/70 ZR 17 M/C (58W) TL	Racetec Interact K3	1869900	180/55 ZR 17 M/C (73W) TL	Racetec Interact K3	2.30	2.50
			10	1927400	120/70 ZR 17 M/C (58W) TL	Sportec M5 Interact	1927600	180/55 ZR 17 M/C (73W) TL	Sportec M5 Interact	2.30	2.50
			1590500	120/70 ZR 17 M/C (58W) TL	Sportec M3	1591000	180/55 ZR 17 M/C (73W) TL	Sportec M3	2.20	2.40	
			1677300	120/70 ZR 17 M/C (58W) TL	Racetec K3 Front	1677500	180/55 ZR 17 M/C (73W) TL	Racetec K3	2.20	2.40	
			1826800	120/70 ZR 17 M/C (58W) TL	Roadtec Z6 Interact	1827300	180/55 ZR 17 M/C (73W) TL	Roadtec Z6 Interact C	2.20	2.40	
			1869500	120/70 ZR 17 M/C (58W) TL	Racetec Interact K3	1869900	180/55 ZR 17 M/C (73W) TL	Racetec Interact K3	2.20	2.40	
			1927400	120/70 ZR 17 M/C (58W) TL	Sportec M5 Interact	1927600	180/55 ZR 17 M/C (73W) TL	Sportec M5 Interact	2.20	2.40	
			0966500	120/70 ZR 17 M/C (58W) TL	ME Z4 B FRONT	0894800	180/55 ZR 17 M/C (73W) TL	ME Z4	2.20	2.50	
			1321800	120/70 ZR 17 M/C (58W) TL	SPORTEC M-1	1322000	180/55 ZR 17 M/C (73W) TL	SPORTEC M-1	2.20	2.50	
			1448100	120/70 ZR 17 M/C (58W) TL	Roadtec Z6 Front	1448600	180/55 ZR 17 M/C (73W) TL	Roadtec Z6	2.20	2.50	
851 Strada	ZDM 851 S3		10	1590500	120/70 ZR 17 M/C (58W) TL	Sportec M3	1591000	180/55 ZR 17 M/C (73W) TL	Sportec M3	2.20	2.50
			1826800	120/70 ZR 17 M/C (58W) TL	Roadtec Z6 Interact	1827200	180/55 ZR 17 M/C (73W) TL	Roadtec Z6 Interact	2.20	2.50	
			1677300	120/70 ZR 17 M/C (58W) TL	Racetec K3 Front	1677500	180/55 ZR 17 M/C (73W) TL	Racetec K3	2.20	2.50	
			10	1869500	120/70 ZR 17 M/C (58W) TL	Racetec Interact K3	1869900	180/55 ZR 17 M/C (73W) TL	Racetec Interact K3	2.20	2.50
			10	1927400	120/70 ZR 17 M/C (58W) TL	Sportec M5 Interact	1927600	180/55 ZR 17 M/C (73W) TL	Sportec M5 Interact	2.20	2.50
			23	1529800	100/90 - 18 M/C 56H TL	Lasertec Front	1532100	120/90 - 18 M/C 65H TL	Lasertec	2.30	2.70
			1534500	100/90 V 18 M/C (56V) TL	Lasertec Front	1533100	130/80 V 18 M/C (66V) TL	Lasertec	2.60	2.90	
			23	1534500	100/90 V 18 M/C (56V) TL	Lasertec Front	1532200	120/90 - 18 M/C 65V TL	Lasertec	2.30	2.70
			0894900	120/70 ZR 17 M/C (58W) TL	ME Z4 FRONT	0893600	170/60 ZR 17 M/C (72W) TL	ME Z4	2.20	2.50	
			0966500	120/70 ZR 17 M/C (58W) TL	ME Z4 B FRONT	0893600	170/60 ZR 17 M/C (72W) TL	ME Z4	2.20	2.50	
900 SD, DARMAH, SSD 900 SS, S2, Replica 900 SS, S 2; Replica 900 SS, SL			1321800	120/70 ZR 17 M/C (58W) TL	SPORTEC M-1	1322000	180/55 ZR 17 M/C (73W) TL	SPORTEC M-1	2.20	2.50	
			1448100	120/70 ZR 17 M/C (58W) TL	Roadtec Z6 Front	1448600	180/55 ZR 17 M/C (73W) TL	Roadtec Z6	2.20	2.50	
			1448100	120/70 ZR 17 M/C (58W) TL	Roadtec Z6 Front	1449100	170/60 ZR 17 M/C (72W) TL	Roadtec Z6	2.20	2.50	
			1590500	120/70 ZR 17 M/C (58W) TL	Sportec M3	1590900	170/60 ZR 17 M/C (72W) TL	Sportec M3	2.20	2.50	
			1590500	120/70 ZR 17 M/C (58W) TL	Sportec M3	1591000	180/55 ZR 17 M/C (73W) TL	Sportec M3	2.20	2.50	
			1677300	120/70 ZR 17 M/C (58W) TL	Racetec K3 Front	1677500	180/55 ZR 17 M/C (73W) TL	Racetec K3	2.20	2.50	
			1826800	120/70 ZR 17 M/C (58W) TL	Roadtec Z6 Interact	1827100	170/60 ZR 17 M/C (72W) TL	Roadtec Z6 Interact	2.20	2.50	
			1826800	120/70 ZR 17 M/C (58W) TL	Roadtec Z6 Interact	1827200	180/55 ZR 17 M/C (73W) TL	Roadtec Z6 Interact	2.20	2.50	
			0894900	120/70 ZR 17 M/C (58W) TL	ME Z4 FRONT	0894800	180/55 ZR 17 M/C (73W) TL	ME Z4	2.20	2.50	
			0894900	120/70 ZR 17 M/C (58W) TL	ME Z4 FRONT	0966600	180/55 ZR 17 (73W) TL	ME Z4 A	2.20	2.50	
900 SS ie '99	V1		0966500	120/70 ZR 17 M/C (58W) TL	ME Z4 B FRONT	0894800	180/55 ZR 17 M/C (73W) TL	ME Z4	2.20	2.50	
			10	1869500	120/70 ZR 17 M/C (58W) TL	Racetec Interact K3	1869900	180/55 ZR 17 M/C (73W) TL	Racetec Interact K3	2.20	2.50
			10	1927400	120/70 ZR 17 M/C (58W) TL	Sportec M5 Interact	1927600	180/55 ZR 17 M/C (73W) TL	Sportec M5 Interact	2.20	2.50
			0894900	120/70 ZR 17 M/C (58W) TL	ME Z4 FRONT	0893600	170/60 ZR 17 M/C (72W) TL	ME Z4	2.30	2.50	
			0894900	120/70 ZR 17 M/C (58W) TL	ME Z4 FRONT	0894800	180/55 ZR 17 M/C (73W) TL	ME Z4	2.30	2.50	
			1321800	120/70 ZR 17 M/C (58W) TL	SPORTEC M-1	1322000	180/55 ZR 17 M/C (73W) TL	SPORTEC M-1	2.30	2.50	
			1448100	120/70 ZR 17 M/C (58W) TL	Roadtec Z6 Front	1448600	180/55 ZR 17 M/C (73W) TL	Roadtec Z6	2.30	2.50	
			1448100	120/70 ZR 17 M/C (58W) TL	Roadtec Z6 Front	1449100	170/60 ZR 17 M/C (72W) TL	Roadtec Z6	2.30	2.50	



MANUFACTURER	TYPE	Footnotes	FRONT TYRE			REAR TYRE			Inflation Pressure (bar)			
			IP-code	Size	Metzeler-Tread Pattern	IP-code	Size	Metzeler-Tread Pattern	Front	Rear		
M 900 ie	M2		10	1869500	120/70 ZR 17 M/C (58W) TL	Racetec Interact K3	1870400	190/50 ZR 17 M/C (73W) TL	Racetec Interact K3	2.20	2.50	
			10	1927400	120/70 ZR 17 M/C (58W) TL	Sportec M5 Interact	1927600	180/55 ZR 17 M/C (73W) TL	Sportec M5 Interact	2.20	2.50	
			10	1927400	120/70 ZR 17 M/C (58W) TL	Sportec M5 Interact	1948500	190/50 ZR 17 M/C (73W) TL	Sportec M5 Interact	2.20	2.50	
				0894900	120/70 ZR 17 M/C (58W) TL	ME Z4 FRONT	0893600	170/60 ZR 17 M/C (72W) TL	ME Z4	2.20	2.40	
				0894900	120/70 ZR 17 M/C (58W) TL	ME Z4 FRONT	0894800	180/55 ZR 17 M/C (73W) TL	ME Z4	2.20	2.40	
				0966500	120/70 ZR 17 M/C (58W) TL	ME Z4 B FRONT	0893600	170/60 ZR 17 M/C (72W) TL	ME Z4	2.20	2.40	
				0966500	120/70 ZR 17 M/C (58W) TL	ME Z4 B FRONT	0894800	180/55 ZR 17 M/C (73W) TL	ME Z4	2.20	2.40	
				1321800	120/70 ZR 17 M/C (58W) TL	SPORTEC M-1	1322000	180/55 ZR 17 M/C (73W) TL	SPORTEC M-1	2.20	2.40	
				1448100	120/70 ZR 17 M/C (58W) TL	Roadtec Z6 Front	1449100	170/60 ZR 17 M/C (72W) TL	Roadtec Z6	2.20	2.40	
				1590500	120/70 ZR 17 M/C (58W) TL	Sportec M3	1590900	170/60 ZR 17 M/C (72W) TL	Sportec M3	2.20	2.40	
				1590500	120/70 ZR 17 M/C (58W) TL	Sportec M3	1591000	180/55 ZR 17 M/C (73W) TL	Sportec M3	2.20	2.40	
				1677300	120/70 ZR 17 M/C (58W) TL	Racetec K3 Front	1677500	180/55 ZR 17 M/C (73W) TL	Racetec K3	2.20	2.40	
				1826800	120/70 ZR 17 M/C (58W) TL	Roadtec Z6 Interact	1827100	170/60 ZR 17 M/C (72W) TL	Roadtec Z6 Interact	2.20	2.40	
				1321800	120/70 ZR 17 M/C (58W) TL	SPORTEC M-1	1321900	190/50 ZR 17 M/C (73W) TL	SPORTEC M-1	2.20	2.40	
		M 900 ie	M4		10	1826800	120/70 ZR 17 M/C (58W) TL	Roadtec Z6 Interact	1827200	180/55 ZR 17 M/C (73W) TL	Roadtec Z6 Interact	2.20
	10			1869500	120/70 ZR 17 M/C (58W) TL	Racetec Interact K3	1869900	180/55 ZR 17 M/C (73W) TL	Racetec Interact K3	2.20	2.40	
	10			1869500	120/70 ZR 17 M/C (58W) TL	Racetec Interact K3	1870400	190/50 ZR 17 M/C (73W) TL	Racetec Interact K3	2.20	2.40	
	10			1927400	120/70 ZR 17 M/C (58W) TL	Sportec M5 Interact	1927600	180/55 ZR 17 M/C (73W) TL	Sportec M5 Interact	2.20	2.40	
	10			1927400	120/70 ZR 17 M/C (58W) TL	Sportec M5 Interact	1948500	190/50 ZR 17 M/C (73W) TL	Sportec M5 Interact	2.20	2.40	
				0894900	120/70 ZR 17 M/C (58W) TL	ME Z4 FRONT	0893600	170/60 ZR 17 M/C (72W) TL	ME Z4	2.20	2.40	
				0894900	120/70 ZR 17 M/C (58W) TL	ME Z4 FRONT	0894800	180/55 ZR 17 M/C (73W) TL	ME Z4	2.20	2.40	
				0966500	120/70 ZR 17 M/C (58W) TL	ME Z4 B FRONT	0893600	170/60 ZR 17 M/C (72W) TL	ME Z4	2.20	2.40	
				0966500	120/70 ZR 17 M/C (58W) TL	ME Z4 B FRONT	0894800	180/55 ZR 17 M/C (73W) TL	ME Z4	2.20	2.40	
				1321800	120/70 ZR 17 M/C (58W) TL	SPORTEC M-1	1322000	180/55 ZR 17 M/C (73W) TL	SPORTEC M-1	2.20	2.40	
				1448100	120/70 ZR 17 M/C (58W) TL	Roadtec Z6 Front	1449100	170/60 ZR 17 M/C (72W) TL	Roadtec Z6	2.20	2.40	
				1590500	120/70 ZR 17 M/C (58W) TL	Sportec M3	1590900	170/60 ZR 17 M/C (72W) TL	Sportec M3	2.20	2.40	
				1590500	120/70 ZR 17 M/C (58W) TL	Sportec M3	1591000	180/55 ZR 17 M/C (73W) TL	Sportec M3	2.20	2.40	
				1826800	120/70 ZR 17 M/C (58W) TL	Roadtec Z6 Interact	1827100	170/60 ZR 17 M/C (72W) TL	Roadtec Z6 Interact	2.20	2.40	
Monster S4, S4 R	M4 / 05				10	1869500	120/70 ZR 17 M/C (58W) TL	Racetec Interact K3	1869900	180/55 ZR 17 M/C (73W) TL	Racetec Interact K3	2.20
			10	1927400	120/70 ZR 17 M/C (58W) TL	Sportec M5 Interact	1927600	180/55 ZR 17 M/C (73W) TL	Sportec M5 Interact	2.20	2.40	
				0966500	120/70 ZR 17 M/C (58W) TL	ME Z4 B FRONT	0894800	180/55 ZR 17 M/C (73W) TL	ME Z4	2.20	2.40	
				1321800	120/70 ZR 17 M/C (58W) TL	SPORTEC M-1	1321900	190/50 ZR 17 M/C (73W) TL	SPORTEC M-1	2.20	2.40	
				1321800	120/70 ZR 17 M/C (58W) TL	SPORTEC M-1	1322000	180/55 ZR 17 M/C (73W) TL	SPORTEC M-1	2.20	2.40	
				1448100	120/70 ZR 17 M/C (58W) TL	Roadtec Z6 Front	1448600	180/55 ZR 17 M/C (73W) TL	Roadtec Z6	2.20	2.40	
				1590400	120/65 ZR 17 M/C (56W) TL	Sportec M3	1591000	180/55 ZR 17 M/C (73W) TL	Sportec M3	2.20	2.40	
				1590400	120/65 ZR 17 M/C (56W) TL	Sportec M3	1591100	190/50 ZR 17 M/C (73W) TL	Sportec M3	2.20	2.40	
				1590500	120/70 ZR 17 M/C (58W) TL	Sportec M3	1591000	180/55 ZR 17 M/C (73W) TL	Sportec M3	2.20	2.40	
				1590500	120/70 ZR 17 M/C (58W) TL	Sportec M3	1591100	190/50 ZR 17 M/C (73W) TL	Sportec M3	2.20	2.40	
				1677300	120/70 ZR 17 M/C (58W) TL	Racetec K3 Front	1677500	180/55 ZR 17 M/C (73W) TL	Racetec K3	2.20	2.40	
				1826800	120/70 ZR 17 M/C (58W) TL	Roadtec Z6 Interact	1827200	180/55 ZR 17 M/C (73W) TL	Roadtec Z6 Interact	2.20	2.40	
				10	1677300	120/70 ZR 17 M/C (58W) TL	Racetec K3 Front	1677600	190/50 ZR 17 M/C (73W) TL	Racetec K3	2.20	2.40
				10	1869500	120/70 ZR 17 M/C (58W) TL	Racetec Interact K3	1869900	180/55 ZR 17 M/C (73W) TL	Racetec Interact K3	2.20	2.40
		ST 4 Sport Touring	S2		10	1869500	120/70 ZR 17 M/C (58W) TL	Racetec Interact K3	1870400	190/50 ZR 17 M/C (73W) TL	Racetec Interact K3	2.20
	10			1927400	120/70 ZR 17 M/C (58W) TL	Sportec M5 Interact	1927600	180/55 ZR 17 M/C (73W) TL	Sportec M5 Interact	2.20	2.40	
	10			1927400	120/70 ZR 17 M/C (58W) TL	Sportec M5 Interact	1948500	190/50 ZR 17 M/C (73W) TL	Sportec M5 Interact	2.20	2.40	
				0894900	120/70 ZR 17 M/C (58W) TL	ME Z4 FRONT	0893600	170/60 ZR 17 M/C (72W) TL	ME Z4	2.20	2.50	
				0966500	120/70 ZR 17 M/C (58W) TL	ME Z4 B FRONT	0893600	170/60 ZR 17 M/C (72W) TL	ME Z4	2.20	2.50	
				0966500	120/70 ZR 17 M/C (58W) TL	ME Z4 B FRONT	0894800	180/55 ZR 17 M/C (73W) TL	ME Z4	2.20	2.50	
				1321800	120/70 ZR 17 M/C (58W) TL	SPORTEC M-1	1322000	180/55 ZR 17 M/C (73W) TL	SPORTEC M-1	2.20	2.50	
				1448100	120/70 ZR 17 M/C (58W) TL	Roadtec Z6 Front	1449100	170/60 ZR 17 M/C (72W) TL	Roadtec Z6	2.20	2.50	
				1448100	120/70 ZR 17 M/C (58W) TL	Roadtec Z6 Front	1561800	180/55 ZR 17 M/C (73W) TL	Roadtec Z6 C	2.20	2.50	
				1590500	120/70 ZR 17 M/C (58W) TL	Sportec M3	1590900	170/60 ZR 17 M/C (72W) TL	Sportec M3	2.20	2.50	
				1590500	120/70 ZR 17 M/C (58W) TL	Sportec M3	1591000	180/55 ZR 17 M/C (73W) TL	Sportec M3	2.20	2.50	



MANUFACTURER	TYPE	Footnotes	FRONT TYRE			REAR TYRE			Inflation Pressure (bar)			
			IP-code	Size	Metzeler-Tread Pattern	IP-code	Size	Metzeler-Tread Pattern	Front	Rear		
998 R	H2		1321800	120/70 ZR 17 M/C (58W) TL	SPORTEC M-1	1322000	180/55 ZR 17 M/C (73W) TL	SPORTEC M-1	2.20	2.40		
		10	1677300	120/70 ZR 17 M/C (58W) TL	Racetec K3 Front	1677600	190/50 ZR 17 M/C (73W) TL	Racetec K3	2.20	2.40		
		10	1869500	120/70 ZR 17 M/C (58W) TL	Racetec Interact K3	1870400	190/50 ZR 17 M/C (73W) TL	Racetec Interact K3	2.20	2.40		
		10	1927400	120/70 ZR 17 M/C (58W) TL	Sportec M5 Interact	1927600	180/55 ZR 17 M/C (73W) TL	Sportec M5 Interact	2.20	2.40		
		10	1927400	120/70 ZR 17 M/C (58W) TL	Sportec M5 Interact	1948500	190/50 ZR 17 M/C (73W) TL	Sportec M5 Interact	2.20	2.40		
			1321800	120/70 ZR 17 M/C (58W) TL	SPORTEC M-1	1321900	190/50 ZR 17 M/C (73W) TL	SPORTEC M-1	2.20	2.40		
			1590400	120/65 ZR 17 M/C (56W) TL	Sportec M3	1591100	190/50 ZR 17 M/C (73W) TL	Sportec M3	2.20	2.40		
			1590500	120/70 ZR 17 M/C (58W) TL	Sportec M3	1591100	190/50 ZR 17 M/C (73W) TL	Sportec M3	2.20	2.40		
			1321800	120/70 ZR 17 M/C (58W) TL	SPORTEC M-1	1322000	180/55 ZR 17 M/C (73W) TL	SPORTEC M-1	2.20	2.40		
			10	1677300	120/70 ZR 17 M/C (58W) TL	Racetec K3 Front	1677600	190/50 ZR 17 M/C (73W) TL	Racetec K3	2.20	2.40	
999, S, R	H4		10	1869500	120/70 ZR 17 M/C (58W) TL	Racetec Interact K3	1870400	190/50 ZR 17 M/C (73W) TL	Racetec Interact K3	2.20	2.40	
			10	1927400	120/70 ZR 17 M/C (58W) TL	Sportec M5 Interact	1927600	180/55 ZR 17 M/C (73W) TL	Sportec M5 Interact	2.20	2.40	
			10	1927400	120/70 ZR 17 M/C (58W) TL	Sportec M5 Interact	1948500	190/50 ZR 17 M/C (73W) TL	Sportec M5 Interact	2.20	2.40	
			1321800	120/70 ZR 17 M/C (58W) TL	SPORTEC M-1	1321900	190/50 ZR 17 M/C (73W) TL	SPORTEC M-1	2.20	2.40		
			1321800	120/70 ZR 17 M/C (58W) TL	SPORTEC M-1	1322000	180/55 ZR 17 M/C (73W) TL	SPORTEC M-1	2.20	2.40		
			1448100	120/70 ZR 17 M/C (58W) TL	Roadtec Z6 Front	1448600	180/55 ZR 17 M/C (73W) TL	Roadtec Z6	2.20	2.40		
			1448100	120/70 ZR 17 M/C (58W) TL	Roadtec Z6 Front	1449000	190/50 ZR 17 M/C (73W) TL	Roadtec Z6	2.20	2.40		
			1590400	120/65 ZR 17 M/C (56W) TL	Sportec M3	1591000	180/55 ZR 17 M/C (73W) TL	Sportec M3	2.20	2.40		
			1590400	120/65 ZR 17 M/C (56W) TL	Sportec M3	1591100	190/50 ZR 17 M/C (73W) TL	Sportec M3	2.20	2.40		
			1590500	120/70 ZR 17 M/C (58W) TL	Sportec M3	1591000	180/55 ZR 17 M/C (73W) TL	Sportec M3	2.20	2.40		
GT 1000; GT 1000 Touring	C1 / 03		10	1590500	120/70 ZR 17 M/C (58W) TL	Sportec M3	1591100	190/50 ZR 17 M/C (73W) TL	Sportec M3	2.20	2.40	
			1677300	120/70 ZR 17 M/C (58W) TL	Racetec K3 Front	1677500	180/55 ZR 17 M/C (73W) TL	Racetec K3	2.20	2.40		
			1677300	120/70 ZR 17 M/C (58W) TL	Racetec K3 Front	1677600	190/50 ZR 17 M/C (73W) TL	Racetec K3	2.20	2.40		
			1826800	120/70 ZR 17 M/C (58W) TL	Roadtec Z6 Interact	1827200	180/55 ZR 17 M/C (73W) TL	Roadtec Z6 Interact	2.20	2.40		
			10	1826800	120/70 ZR 17 M/C (58W) TL	Roadtec Z6 Interact	1868300	190/50 ZR 17 M/C (73W) TL	Roadtec Z6 Interact	2.20	2.40	
			10	1869500	120/70 ZR 17 M/C (58W) TL	Racetec Interact K3	1869900	180/55 ZR 17 M/C (73W) TL	Racetec Interact K3	2.20	2.40	
			10	1869500	120/70 ZR 17 M/C (58W) TL	Racetec Interact K3	1870400	190/50 ZR 17 M/C (73W) TL	Racetec Interact K3	2.20	2.40	
			10	1927400	120/70 ZR 17 M/C (58W) TL	Sportec M5 Interact	1927600	180/55 ZR 17 M/C (73W) TL	Sportec M5 Interact	2.20	2.40	
			10	1927400	120/70 ZR 17 M/C (58W) TL	Sportec M5 Interact	1948500	190/50 ZR 17 M/C (73W) TL	Sportec M5 Interact	2.20	2.40	
			23	1448100	120/70 ZR 17 M/C (58W) TL	Roadtec Z6 Front	1448600	180/55 ZR 17 M/C (73W) TL	Roadtec Z6	2.20	2.40	
Monster 1000	M4 / 04		23	1590500	120/70 ZR 17 M/C (58W) TL	Sportec M3	1591000	180/55 ZR 17 M/C (73W) TL	Sportec M3	2.20	2.40	
			23	1826800	120/70 ZR 17 M/C (58W) TL	Roadtec Z6 Interact	1827200	180/55 ZR 17 M/C (73W) TL	Roadtec Z6 Interact	2.20	2.40	
			10	23	1927400	120/70 ZR 17 M/C (58W) TL	Sportec M5 Interact	1927600	180/55 ZR 17 M/C (73W) TL	Sportec M5 Interact	2.20	2.40
			1321800	120/70 ZR 17 M/C (58W) TL	SPORTEC M-1	1322000	180/55 ZR 17 M/C (73W) TL	SPORTEC M-1	2.20	2.40		
			0966500	120/70 ZR 17 M/C (58W) TL	ME Z4 B FRONT	0894800	180/55 ZR 17 M/C (73W) TL	ME Z4	2.20	2.40		
			1448100	120/70 ZR 17 M/C (58W) TL	Roadtec Z6 Front	1448600	180/55 ZR 17 M/C (73W) TL	Roadtec Z6	2.20	2.40		
			1590400	120/65 ZR 17 M/C (56W) TL	Sportec M3	1590900	170/60 ZR 17 M/C (72W) TL	Sportec M3	2.20	2.40		
			1590400	120/65 ZR 17 M/C (56W) TL	Sportec M3	1591000	180/55 ZR 17 M/C (73W) TL	Sportec M3	2.20	2.40		
			1590500	120/70 ZR 17 M/C (58W) TL	Sportec M3	1590900	170/60 ZR 17 M/C (72W) TL	Sportec M3	2.20	2.40		
			1590500	120/70 ZR 17 M/C (58W) TL	Sportec M3	1591000	180/55 ZR 17 M/C (73W) TL	Sportec M3	2.20	2.40		
Monster S2R 1000	M4 / 16		1677300	120/70 ZR 17 M/C (58W) TL	Racetec K3 Front	1677500	180/55 ZR 17 M/C (73W) TL	Racetec K3	2.20	2.40		
			1826800	120/70 ZR 17 M/C (58W) TL	Roadtec Z6 Interact	1827200	180/55 ZR 17 M/C (73W) TL	Roadtec Z6 Interact	2.20	2.40		
			10	1869500	120/70 ZR 17 M/C (58W) TL	Racetec Interact K3	1869900	180/55 ZR 17 M/C (73W) TL	Racetec Interact K3	2.20	2.40	
			10	1927400	120/70 ZR 17 M/C (58W) TL	Sportec M5 Interact	1927600	180/55 ZR 17 M/C (73W) TL	Sportec M5 Interact	2.20	2.40	
			1321800	120/70 ZR 17 M/C (58W) TL	SPORTEC M-1	1322000	180/55 ZR 17 M/C (73W) TL	SPORTEC M-1	2.20	2.40		
			1448100	120/70 ZR 17 M/C (58W) TL	Roadtec Z6 Front	1448600	180/55 ZR 17 M/C (73W) TL	Roadtec Z6	2.20	2.40		
			1590500	120/70 ZR 17 M/C (58W) TL	Sportec M3	1591000	180/55 ZR 17 M/C (73W) TL	Sportec M3	2.20	2.40		
			1677300	120/70 ZR 17 M/C (58W) TL	Racetec K3 Front	1677500	180/55 ZR 17 M/C (73W) TL	Racetec K3	2.20	2.40		
			1826800	120/70 ZR 17 M/C (58W) TL	Roadtec Z6 Interact	1827200	180/55 ZR 17 M/C (73W) TL	Roadtec Z6 Interact	2.20	2.40		
			10	1869500	120/70 ZR 17 M/C (58W) TL	Racetec Interact K3	1869900	180/55 ZR 17 M/C (73W) TL	Racetec Interact K3	2.20	2.40	
Monster S4R / Rs	M4 / 17		10	1927400	120/70 ZR 17 M/C (58W) TL	Sportec M5 Interact	1927600	180/55 ZR 17 M/C (73W) TL	Sportec M5 Interact	2.20	2.40	
			1448100	120/70 ZR 17 M/C (58W) TL	Roadtec Z6 Front	1448600	180/55 ZR 17 M/C (73W) TL	Roadtec Z6	2.20	2.40		
			1590500	120/70 ZR 17 M/C (58W) TL	Sportec M3	1591000	180/55 ZR 17 M/C (73W) TL	Sportec M3	2.20	2.40		



MANUFACTURER	TYPE	Footnotes	FRONT TYRE			REAR TYRE			Inflation Pressure (bar)		
			IP-code	Size	Metzeler-Tread Pattern	IP-code	Size	Metzeler-Tread Pattern	Front	Rear	
Monster 1100, S	M5 / 02	10	1869500	120/70 ZR 17 M/C (58W) TL	Racetec Interact K3	1870300	190/55 ZR 17 M/C (75W) TL	Racetec Interact K3	2.20	2.40	
			1927400	120/70 ZR 17 M/C (58W) TL	Sportec M5 Interact	1927500	190/55 ZR 17 M/C (75W) TL	Sportec M5 Interact	2.20	2.40	
			1590500	120/70 ZR 17 M/C (58W) TL	Sportec M3	1591000	180/55 ZR 17 M/C (73W) TL	Sportec M3	2.20	2.40	
			1826800	120/70 ZR 17 M/C (58W) TL	Roadtec Z6 Interact	1827200	180/55 ZR 17 M/C (73W) TL	Roadtec Z6 Interact	2.20	2.40	
			1869500	120/70 ZR 17 M/C (58W) TL	Racetec Interact K3	1869900	180/55 ZR 17 M/C (73W) TL	Racetec Interact K3	2.20	2.40	
Multistrada 1100 / S	A1 / 09	10	1677300	120/70 ZR 17 M/C (58W) TL	Racetec K3 Front	1677500	180/55 ZR 17 M/C (73W) TL	Racetec K3	2.20	2.40	
			1927400	120/70 ZR 17 M/C (58W) TL	Sportec M5 Interact	1927600	180/55 ZR 17 M/C (73W) TL	Sportec M5 Interact	2.20	2.40	
			1590500	120/70 ZR 17 M/C (58W) TL	Sportec M3	1591000	180/55 ZR 17 M/C (73W) TL	Sportec M3	2.20	2.40	
			1826800	120/70 ZR 17 M/C (58W) TL	Roadtec Z6 Interact	1448600	180/55 ZR 17 M/C (73W) TL	Roadtec Z6	2.20	2.40	
			1826800	120/70 ZR 17 M/C (58W) TL	Roadtec Z6 Interact	1827200	180/55 ZR 17 M/C (73W) TL	Roadtec Z6 Interact	2.20	2.40	
Streetfighter; S	F1/00 Vari. AA	10	1927400	120/70 ZR 17 M/C (58W) TL	Sportec M5 Interact	1927600	180/55 ZR 17 M/C (73W) TL	Sportec M5 Interact	2.20	2.40	
			1590500	120/70 ZR 17 M/C (58W) TL	Sportec M3	1828400	190/55 ZR 17 M/C (75W) TL	Sportec M3	2.50	2.50	
			1869500	120/70 ZR 17 M/C (58W) TL	Racetec Interact K3	1870300	190/55 ZR 17 M/C (75W) TL	Racetec Interact K3	2.50	2.50	
			1927400	120/70 ZR 17 M/C (58W) TL	Sportec M5 Interact	1927500	190/55 ZR 17 M/C (75W) TL	Sportec M5 Interact	2.50	2.50	
			1590500	120/70 ZR 17 M/C (58W) TL	Sportec M3	1828400	190/55 ZR 17 M/C (75W) TL	Sportec M3	2.20	2.40	
1198; S	H7 / 04	10	1869500	120/70 ZR 17 M/C (58W) TL	Racetec Interact K3	1870300	190/55 ZR 17 M/C (75W) TL	Racetec Interact K3	2.20	2.40	
			1677300	120/70 ZR 17 M/C (58W) TL	Racetec K3 Front	1697400	190/55 ZR 17 M/C (75W) TL	Racetec K3	2.20	2.40	
			1927400	120/70 ZR 17 M/C (58W) TL	Sportec M5 Interact	1927500	190/55 ZR 17 M/C (75W) TL	Sportec M5 Interact	2.20	2.40	
			10	1927400	120/70 ZR 17 M/C (58W) TL	Sportec M5 Interact	1927500	190/55 ZR 17 M/C (75W) TL	Sportec M5 Interact	-	-
			10	1927400	120/70 ZR 17 M/C (58W) TL	Sportec M5 Interact	1927500	190/55 ZR 17 M/C (75W) TL	Sportec M5 Interact	-	-
Multistrada 1200 / S											
DUCATI	Enduro										
Hypermotard 1100, S	B1 / 00										
			1590500	120/70 ZR 17 M/C (58W) TL	Sportec M3	1591000	180/55 ZR 17 M/C (73W) TL	Sportec M3	2.20	2.40	
			1677300	120/70 ZR 17 M/C (58W) TL	Racetec K3 Front	1677500	180/55 ZR 17 M/C (73W) TL	Racetec K3	2.20	2.40	
			1826800	120/70 ZR 17 M/C (58W) TL	Roadtec Z6 Interact	1827300	180/55 ZR 17 M/C (73W) TL	Roadtec Z6 Interact C	2.20	2.40	
			1869500	120/70 ZR 17 M/C (58W) TL	Racetec Interact K3	1869900	180/55 ZR 17 M/C (73W) TL	Racetec Interact K3	2.20	2.40	
		10	1927400	120/70 ZR 17 M/C (58W) TL	Sportec M5 Interact	1927600	180/55 ZR 17 M/C (73W) TL	Sportec M5 Interact	2.20	2.40	
FANTIC	Street										
125 Strada			0114300	3.00 - 18 52P reinf.	ME 22	0113700	3.25 - 18 59P reinf.	ME 22	1.80	2.00	
FANTIC	Enduro										
Raider 125 LC			0139400	3.00 - 21 51R	ENDURO 1	0138900	4.10 - 18 60P	ENDURO 1	1.80	2.00	
Raider 250 LC			0139400	3.00 - 21 51R	ENDURO 1	0139500	4.60 - 17 62Q	ENDURO 1	1.80	2.00	
GARELLI	Enduro										
XLE Tiger			0138800	2.75 - 21 45P	ENDURO 1	0138900	4.10 - 18 60P	ENDURO 1	1.80	2.00	
GAS GAS	Enduro										
GG 50 sm			1590300	120/60 ZR 17 M/C (55W) TL	Sportec M3	1590700	150/60 ZR 17 M/C 66W TL	Sportec M3	-	-	
Enducross ec125			0144100	90/90 - 21 54S	ENDURO 3 Front	0801400	140/80 - 18 70R	ENDURO 3	-	-	
			1203100	90/90 - 21 M/C 54R M&S	MCE Karoo 2 Front	0887300	140/80 - 18 M/C 70R M&S	MCE Karoo	-	-	
			1614300	90/90 - 21 M/C 54Q M&S TL	MCE Karoo 2 (T) Front	1666900	140/80 - 18 M/C 70Q M&S TL	MCE Karoo (T)	-	-	
			1623700	90/90 - 21 M/C 54M M&S	MCE 6 DAYS EXTREME	1623900	140/80 - 18 M/C 70M M&S	MCE 6 DAYS EXTREME	-	-	
		10	1679000	90/90 - 21 M/C 54M M&S	UNICROSS FRONT	1735000	140/80 - 18 M/C 70M TT	UNICROSS	-	-	
GG 125sm			1590300	120/60 ZR 17 M/C (55W) TL	Sportec M3	1590700	150/60 ZR 17 M/C 66W TL	Sportec M3	-	-	
Enducross ec200			0144100	90/90 - 21 54S	ENDURO 3 Front	0801400	140/80 - 18 70R	ENDURO 3	-	-	
			1203100	90/90 - 21 M/C 54R M&S	MCE Karoo 2 Front	0887300	140/80 - 18 M/C 70R M&S	MCE Karoo	-	-	
			1614300	90/90 - 21 M/C 54Q M&S TL	MCE Karoo 2 (T) Front	1666900	140/80 - 18 M/C 70Q M&S TL	MCE Karoo (T)	-	-	
			1623700	90/90 - 21 M/C 54M M&S	MCE 6 DAYS EXTREME	1623900	140/80 - 18 M/C 70M M&S	MCE 6 DAYS EXTREME	-	-	
		10	1679000	90/90 - 21 M/C 54M M&S	UNICROSS FRONT	1735000	140/80 - 18 M/C 70M TT	UNICROSS	-	-	
Enducross ec250			0144100	90/90 - 21 54S	ENDURO 3 Front	0801400	140/80 - 18 70R	ENDURO 3	-	-	
			1203100	90/90 - 21 M/C 54R M&S	MCE Karoo 2 Front	0887300	140/80 - 18 M/C 70R M&S	MCE Karoo	-	-	
			1614300	90/90 - 21 M/C 54Q M&S TL	MCE Karoo 2 (T) Front	1666900	140/80 - 18 M/C 70Q M&S TL	MCE Karoo (T)	-	-	
			1623700	90/90 - 21 M/C 54M M&S	MCE 6 DAYS EXTREME	1623900	140/80 - 18 M/C 70M M&S	MCE 6 DAYS EXTREME	-	-	
		10	1679000	90/90 - 21 M/C 54M M&S	UNICROSS FRONT	1735000	140/80 - 18 M/C 70M TT	UNICROSS	-	-	
GG 250sm			1590300	120/60 ZR 17 M/C (55W) TL	Sportec M3	1590700	150/60 ZR 17 M/C 66W TL	Sportec M3	-	-	
Enducross ec300			0144100	90/90 - 21 54S	ENDURO 3 Front	0801400	140/80 - 18 70R	ENDURO 3	-	-	
			1203100	90/90 - 21 M/C 54R M&S	MCE Karoo 2 Front	0887300	140/80 - 18 M/C 70R M&S	MCE Karoo	-	-	

				1614300	90/90 - 21 M/C 54Q M&S TL	MCE Karoo 2 (T) Front	1666900	140/80 - 18 M/C 70Q M&S TL	MCE Karoo (T)	-	-	
				1623700	90/90 - 21 M/C 54M M&S	MCE 6 DAYS EXTREME	1623900	140/80 - 18 M/C 70M M&S	MCE 6 DAYS EXTREME	-	-	
			10	1679000	90/90 - 21 M/C 54M M&S	UNICROSS FRONT	1735000	140/80 - 18 M/C 70M TT	UNICROSS	-	-	
Endurocross FSE 450				0144100	90/90 - 21 54S	ENDURO 3 Front	0801400	140/80 - 18 70R	ENDURO 3	-	-	
				1203100	90/90 - 21 M/C 54R M&S	MCE Karoo 2 Front	0887300	140/80 - 18 M/C 70R M&S	MCE Karoo	-	-	
				1614300	90/90 - 21 M/C 54Q M&S TL	MCE Karoo 2 (T) Front	1666900	140/80 - 18 M/C 70Q M&S TL	MCE Karoo (T)	-	-	
				1623700	90/90 - 21 M/C 54M M&S	MCE 6 DAYS EXTREME	1623900	140/80 - 18 M/C 70M M&S	MCE 6 DAYS EXTREME	-	-	
			10	1679000	90/90 - 21 M/C 54M M&S	UNICROSS FRONT	1735000	140/80 - 18 M/C 70M TT	UNICROSS	-	-	
GG 450sm				1590300	120/60 ZR 17 M/C (55W) TL	Sportec M3	1590700	150/60 ZR 17 M/C 66W TL	Sportec M3	-	-	
Endurocross FSE 500				0144100	90/90 - 21 54S	ENDURO 3 Front	0801400	140/80 - 18 70R	ENDURO 3	-	-	
				1203100	90/90 - 21 M/C 54R M&S	MCE Karoo 2 Front	0887300	140/80 - 18 M/C 70R M&S	MCE Karoo	-	-	
				1614300	90/90 - 21 M/C 54Q M&S TL	MCE Karoo 2 (T) Front	1666900	140/80 - 18 M/C 70Q M&S TL	MCE Karoo (T)	-	-	
				1623700	90/90 - 21 M/C 54M M&S	MCE 6 DAYS EXTREME	1623900	140/80 - 18 M/C 70M M&S	MCE 6 DAYS EXTREME	-	-	
			10	1679000	90/90 - 21 M/C 54M M&S	UNICROSS FRONT	1735000	140/80 - 18 M/C 70M TT	UNICROSS	-	-	
GENERIC	Enduro											
Trigger sm				1530400	110/80 - 17 M/C 57H TL	Lasertec Front	1532700	130/80 - 17 M/C 65H TL	Lasertec	-	-	
GILERA	Street											
125 KK / KZ				1659700	100/80 - 16 M/C 50P TL	Feelfree Front	1660400	120/80 - 16 M/C 60P TL	Feelfree	1.80	2.10	
125 MX 1				1659700	100/80 - 16 M/C 50P TL	Feelfree Front	1660400	120/80 - 16 M/C 60P TL	Feelfree	1.80	2.10	
125 TG 1				0113600	2.75 - 18 48P reinf.	ME 22	0113700	3.25 - 18 59P reinf.	ME 22	1.80	2.10	
CX125				0562700	120/60 ZR 17 (55W) TL	ME Z1 FRONT Racing#	0561800	150/60 ZR 17 66W TL	ME Z1 Racing#	2.20	2.50	
RV 200				0109500	3.25 - 16 58P reinf.	BLOCK C	0114400	3.50 - 18 62P reinf.	ME 22	1.80	2.10	
NGR 250				1529700	100/90 - 16 M/C 54H TL	Lasertec Front	1531900	110/90 - 18 M/C 61H TL	Lasertec	2.00	2.20	
500 Saturno			12	1590200	110/70 ZR 17 M/C 54W TL	Sportec M3	1590800	160/60 ZR 17 M/C (69W) TL	Sportec M3	2.10	2.30	
GILERA	Chopper u.Cruiser											
Coguar 125				1529600	100/80 - 17 M/C 52S TL	Lasertec Front	1532500	130/70 - 17 M/C 62S TL	Lasertec	-	-	
GILERA	Enduro											
SMT Supermotard 50				1529600	100/80 - 17 M/C 52S TL	Lasertec Front	1532500	130/70 - 17 M/C 62S TL	Lasertec	-	-	
125 RTX, Arizona				0138800	2.75 - 21 45P	ENDURO 1	0138900	4.10 - 18 60P	ENDURO 1	1.80	2.00	
200 RTX, Arizona				0138800	2.75 - 21 45P	ENDURO 1	0138900	4.10 - 18 60P	ENDURO 1	1.80	2.00	
RX 200, Arizona				0138800	2.75 - 21 45P	ENDURO 1	0139500	4.60 - 17 62Q	ENDURO 1	1.80	2.00	
				0138800	2.75 - 21 45P	ENDURO 1	0139500	4.60 - 17 62Q	ENDURO 1	1.80	2.00	
250 Arizona				0138800	2.75 - 21 45P	ENDURO 1	0139500	4.60 - 17 62Q	ENDURO 1	1.80	2.00	
XRT 350				0144100	90/90 - 21 54S	ENDURO 3 Front	0143900	130/80 - 17 65S	ENDURO 3	1.80	2.00	
				0537400	90/90 - 21 54S	ENDURO 4 Front #	0725000	130/80 R 17 65H TL	ENDURO 4 #	1.80	2.00	
600 Nordcape	FB			1531200	120/70 - 17 M/C 58V TL	Lasertec Front	1533700	150/70 VB 17 M/C (69V) TL	Lasertec	2.10	2.30	
			12	1590300	120/60 ZR 17 M/C (55W) TL	Sportec M3	1590800	160/60 ZR 17 M/C (69W) TL	Sportec M3	2.10	2.30	
			10	1927400	120/70 ZR 17 M/C (58W) TL	Sportec M5 Interact	1971300	160/60 ZR 17 M/C (69W) TL	Sportec M5 Interact	2.10	2.30	
			10	1971200	120/60 ZR 17 M/C (55W) TL	Sportec M5 Interact	1971300	160/60 ZR 17 M/C (69W) TL	Sportec M5 Interact	2.10	2.30	
RC 600			23	0144100	90/90 - 21 54S	ENDURO 3 Front	0143900	130/80 - 17 65S	ENDURO 3	2.10	2.40	
			10	1815900	90/90 - 21 M/C 54S TT	TOURANCE EXP	1816200	130/80 - 17 M/C 65S TT	TOURANCE EXP	2.10	2.40	
XRT 600			23	0144100	90/90 - 21 54S	ENDURO 3 Front	0143900	130/80 - 17 65S	ENDURO 3	2.10	2.40	
			10	1815900	90/90 - 21 M/C 54S TT	TOURANCE EXP	1816200	130/80 - 17 M/C 65S TT	TOURANCE EXP	2.10	2.40	
HARLEY DAVIDSON	Chopper u.Cruiser											
XL(H) 53 C; Sportster 883 Custom	XL2		24	1480400	90/90 - 21 M/C 54H TL	ME 880 MARATHON Front	1042000	150/80 B 16 M/C 71H TL	ME 880 MARATHON	-	-	
			24	1769400	MH90 - 21 M/C 54H TL	ME 880 MARATHON Front	1042000	150/80 B 16 M/C 71H TL	ME 880 MARATHON	-	-	
			24	1769500	MH90 - 21 M/C 54H TL	ME 880 MARATH. Fr. WW	1425900	150/80 B 16 M/C 71H TL	ME 880 MARATH. WW	-	-	
XL 53 C Sportster 883 Custom	XL/2, XL1		24	1041000	80/90 - 21 M/C 48H TT	ME 880 MARATHON Front	1041400	130/90 B 16 M/C 73H reinf.TL	ME 880 MARATHON	2.00	2.70	
			24	1769400	MH90 - 21 M/C 54H TL	ME 880 MARATHON Front	1041400	130/90 B 16 M/C 73H reinf.TL	ME 880 MARATHON	2.00	2.70	
XL 883, L, R Sportster 883	XL2		24	1040700	100/90 - 19 M/C 57H TL	ME 880 MARATHON Front	1042000	150/80 B 16 M/C 71H TL	ME 880 MARATHON	2.10	2.80	
XL 883 C Sportster; 883 Customer '04	XL1		24	1480400	90/90 - 21 M/C 54H TL	ME 880 MARATHON Front	1042000	150/80 B 16 M/C 71H TL	ME 880 MARATHON	-	-	
XL883N Iron	XL2		10	24	1040700	100/90 - 19 M/C 57H TL	ME 880 MARATHON Front	1042000	150/80 B 16 M/C 71H TL	ME 880 MARATHON	2.10	2.80
XL 883 Sportster, Hugger	XL/2, XL/1		24	1040700	100/90 - 19 M/C 57H TL	ME 880 MARATHON Front	1041400	130/90 B 16 M/C 73H reinf.TL	ME 880 MARATHON	2.00	2.70	
XLH 883	XL/2, XL/1		24	1040700	100/90 - 19 M/C 57H TL	ME 880 MARATHON Front	1041400	130/90 B 16 M/C 73H reinf.TL	ME 880 MARATHON	2.00	2.70	
XL Sportster 883 R	XL2		24	1040700	100/90 - 19 M/C 57H TL	ME 880 MARATHON Front	1042000	150/80 B 16 M/C 71H TL	ME 880 MARATHON	2.10	2.80	
FLH ELECTRA GLIDE			24	1040800	130/90 - 16 M/C 67H TL	ME 880 MARATHON Front	1041400	130/90 B 16 M/C 73H reinf.TL	ME 880 MARATHON	2.50	2.70	
			24	1338700	130/90 - 16 M/C 67H TL	ME 880 MARATH. Fr. WW	1338900	130/90 - 16 M/C 73H reinf.TL	ME 880 MARATH. WW	2.50	2.70	
			24	1769600	MT90 B 16 M/C 72H TL	ME 880 MARATHON Front	1769900	MT90 B 16 M/C 74H TL	ME 880 MARATHON	2.50	2.70	
			24	1769700	MT90 B 16 M/C 72H TL	ME 880 MARATH. Fr. WW	1770000	MT90 B 16 M/C 74H TL	ME 880 MARATH. WW	2.50	2.70	

			24	1769700	MT90 B 16 M/C 72H TL	ME 880 MARATH. Fr. WW	1770200	MU85 B 16 M/C 77H TL	ME 880 MARATH. WW	-	-
			24	1769800	MT90 B 16 M/C 72H TL	ME 880 MARATH. Fr. NWS	1770300	MU85 B 16 M/C 77H TL	ME 880 MARATH. NWS	-	-
FLHTI Electra Glide Standard EFI	FL1		24	1769600	MT90 B 16 M/C 72H TL	ME 880 MARATHON Front	1770100	MU85 B 16 M/C 77H TL	ME 880 MARATHON	-	-
			24	1769700	MT90 B 16 M/C 72H TL	ME 880 MARATH. Fr. WW	1770200	MU85 B 16 M/C 77H TL	ME 880 MARATH. WW	-	-
			24	1769800	MT90 B 16 M/C 72H TL	ME 880 MARATH. Fr. NWS	1770300	MU85 B 16 M/C 77H TL	ME 880 MARATH. NWS	-	-
FLHXI Street Glide	FL1		24	1769600	MT90 B 16 M/C 72H TL	ME 880 MARATHON Front	1770100	MU85 B 16 M/C 77H TL	ME 880 MARATHON	-	-
			24	1769700	MT90 B 16 M/C 72H TL	ME 880 MARATH. Fr. WW	1770200	MU85 B 16 M/C 77H TL	ME 880 MARATH. WW	-	-
			24	1769800	MT90 B 16 M/C 72H TL	ME 880 MARATH. Fr. NWS	1770300	MU85 B 16 M/C 77H TL	ME 880 MARATH. NWS	-	-
FLSTC(I) Her.Soft.Cl. FLSTNI Soft. Her.	FS2		24	1040800	130/90 - 16 M/C 67H TL	ME 880 MARATHON Front	1042000	150/80 B 16 M/C 71H TL	ME 880 MARATHON	-	-
			24	1338700	130/90 - 16 M/C 67H TL	ME 880 MARATH. Fr. WW	1425900	150/80 B 16 M/C 71H TL	ME 880 MARATH. WW	-	-
			24	1769600	MT90 B 16 M/C 72H TL	ME 880 MARATHON Front	1042000	150/80 B 16 M/C 71H TL	ME 880 MARATHON	-	-
			24	1769700	MT90 B 16 M/C 72H TL	ME 880 MARATH. Fr. WW	1425900	150/80 B 16 M/C 71H TL	ME 880 MARATH. WW	-	-
FLSTF(I) Fat Boy	FS2		24	1040800	130/90 - 16 M/C 67H TL	ME 880 MARATHON Front	1042000	150/80 B 16 M/C 71H TL	ME 880 MARATHON	-	-
			24	1338700	130/90 - 16 M/C 67H TL	ME 880 MARATH. Fr. WW	1425900	150/80 B 16 M/C 71H TL	ME 880 MARATH. WW	-	-
			24	1769600	MT90 B 16 M/C 72H TL	ME 880 MARATHON Front	1042000	150/80 B 16 M/C 71H TL	ME 880 MARATHON	-	-
			24	1769700	MT90 B 16 M/C 72H TL	ME 880 MARATH. Fr. WW	1425900	150/80 B 16 M/C 71H TL	ME 880 MARATH. WW	-	-
FLSTI Softtail Heritage	FS2		24	1769600	MT90 B 16 M/C 72H TL	ME 880 MARATHON Front	1042000	150/80 B 16 M/C 71H TL	ME 880 MARATHON	-	-
			24	1769700	MT90 B 16 M/C 72H TL	ME 880 MARATH. Fr. WW	1425900	150/80 B 16 M/C 71H TL	ME 880 MARATH. WW	-	-
FLSTNI Softtail Deluxe EFI	FS2		24	1769700	MT90 B 16 M/C 72H TL	ME 880 MARATH. Fr. WW	1770200	MU85 B 16 M/C 77H TL	ME 880 MARATH. WW	-	-
			24	1769800	MT90 B 16 M/C 72H TL	ME 880 MARATH. Fr. NWS	1770300	MU85 B 16 M/C 77H TL	ME 880 MARATH. NWS	-	-
FLSTSCI Softtail Springer Classic EFI	FS2	10	24	1769600	MT90 B 16 M/C 72H TL	ME 880 MARATHON Front	1770100	MU85 B 16 M/C 77H TL	ME 880 MARATHON	-	-
			24	1769600	MT90 B 16 M/C 72H TL	ME 880 MARATHON Front	1042000	150/80 B 16 M/C 71H TL	ME 880 MARATHON	-	-
			24	1769700	MT90 B 16 M/C 72H TL	ME 880 MARATH. Fr. WW	1425900	150/80 B 16 M/C 71H TL	ME 880 MARATH. WW	-	-
FLSTS Heritage Springer	FS2		10	1769600	MT90 B 16 M/C 72H TL	ME 880 MARATHON Front	1770100	MU85 B 16 M/C 77H TL	ME 880 MARATHON	-	-
			10	1769700	MT90 B 16 M/C 72H TL	ME 880 MARATH. Fr. WW	1770200	MU85 B 16 M/C 77H TL	ME 880 MARATH. WW	-	-
			10	1769800	MT90 B 16 M/C 72H TL	ME 880 MARATH. Fr. NWS	1770300	MU85 B 16 M/C 77H TL	ME 880 MARATH. NWS	-	-
FXD, FXDXT, FXDL	FD1		24	1040700	100/90 - 19 M/C 57H TL	ME 880 MARATHON Front	1041400	130/90 B 16 M/C 73H reinf.TL	ME 880 MARATHON	-	-
FXD35	FD2		24	1040700	100/90 - 19 M/C 57H TL	ME 880 MARATHON Front	0966800	160/70 B 17 M/C 79V reinf.TL	ME 880 MARATHON	-	-
FXDBI Dyna Street Bob	FD2		24	1040700	100/90 - 19 M/C 57H TL	ME 880 MARATHON Front	0966800	160/70 B 17 M/C 79V reinf.TL	ME 880 MARATHON	-	-
FXDCI Dyna Super Glide Custom	FD1		24	1040700	100/90 - 19 M/C 57H TL	ME 880 MARATHON Front	1042000	150/80 B 16 M/C 71H TL	ME 880 MARATHON	2.00	2.70
FXDCI Dyna Super Glide Custom	FD2		24	1040700	100/90 - 19 M/C 57H TL	ME 880 MARATHON Front	0966800	160/70 B 17 M/C 79V reinf.TL	ME 880 MARATHON	-	-
FXDI	FD2		24	1040700	100/90 - 19 M/C 57H TL	ME 880 MARATHON Front	0966800	160/70 B 17 M/C 79V reinf.TL	ME 880 MARATHON	-	-
FXDL(I) Dyna Glide Low Rider	FD2		24	1040700	100/90 - 19 M/C 57H TL	ME 880 MARATHON Front	0966800	160/70 B 17 M/C 79V reinf.TL	ME 880 MARATHON	-	-
FXDLI Dyna Low Rider	FD1		24	1040700	100/90 - 19 M/C 57H TL	ME 880 MARATHON Front	1042000	150/80 B 16 M/C 71H TL	ME 880 MARATHON	-	-
FXDWG Dyna Wide Glide	FD1		24	1041000	80/90 - 21 M/C 48H TT	ME 880 MARATHON Front	1042000	150/80 B 16 M/C 71H TL	ME 880 MARATHON	-	-
			24	1769400	MH90 - 21 M/C 54H TL	ME 880 MARATHON Front	1042000	150/80 B 16 M/C 71H TL	ME 880 MARATHON	-	-
			24	1769500	MH90 - 21 M/C 54H TL	ME 880 MARATH. Fr. WW	1425900	150/80 B 16 M/C 71H TL	ME 880 MARATH. WW	-	-
FXDWGI Dyna Wide Glide	FD1		24	1041000	80/90 - 21 M/C 48H TT	ME 880 MARATHON Front	1042000	150/80 B 16 M/C 71H TL	ME 880 MARATHON	-	-
			24	1769400	MH90 - 21 M/C 54H TL	ME 880 MARATHON Front	1042000	150/80 B 16 M/C 71H TL	ME 880 MARATHON	-	-
			24	1769500	MH90 - 21 M/C 54H TL	ME 880 MARATH. Fr. WW	1425900	150/80 B 16 M/C 71H TL	ME 880 MARATH. WW	-	-
FXDWGI Dyna Wide Glide	FD2		24	1480400	90/90 - 21 M/C 54H TL	ME 880 MARATHON Front	0966800	160/70 B 17 M/C 79V reinf.TL	ME 880 MARATHON	-	-
			24	1769400	MH90 - 21 M/C 54H TL	ME 880 MARATHON Front	0966800	160/70 B 17 M/C 79V reinf.TL	ME 880 MARATHON	-	-
FXDX DynaSuperGlide	FD1		24	1040700	100/90 - 19 M/C 57H TL	ME 880 MARATHON Front	1042000	150/80 B 16 M/C 71H TL	ME 880 MARATHON	-	-
FXDXT DynaSuperGlideT-Sport	FD1		24	1040700	100/90 - 19 M/C 57H TL	ME 880 MARATHON Front	1042000	150/80 B 16 M/C 71H TL	ME 880 MARATHON	-	-
FXST(I) Softtail Standard	FS2		24	1041000	80/90 - 21 M/C 48H TT	ME 880 MARATHON Front	1042000	150/80 B 16 M/C 71H TL	ME 880 MARATHON	-	-
			24	1769400	MH90 - 21 M/C 54H TL	ME 880 MARATHON Front	1042000	150/80 B 16 M/C 71H TL	ME 880 MARATHON	-	-
			24	1769500	MH90 - 21 M/C 54H TL	ME 880 MARATH. Fr. WW	1425900	150/80 B 16 M/C 71H TL	ME 880 MARATH. WW	-	-
FXSTB(I) Night Train	FS2		24	1041000	80/90 - 21 M/C 48H TT	ME 880 MARATHON Front	1042000	150/80 B 16 M/C 71H TL	ME 880 MARATHON	-	-
			24	1769400	MH90 - 21 M/C 54H TL	ME 880 MARATHON Front	1042000	150/80 B 16 M/C 71H TL	ME 880 MARATHON	-	-
			24	1769500	MH90 - 21 M/C 54H TL	ME 880 MARATH. Fr. WW	1425900	150/80 B 16 M/C 71H TL	ME 880 MARATH. WW	-	-
FXSTBI Night Train EFI	FS2	10	24	1769400	MH90 - 21 M/C 54H TL	ME 880 MARATHON Front	1970900	200/55 R 17 M/C 78V TL	ME 880 MARATHON	-	-
FXSTI Softtail Standard EFI	FS2	10	24	1769400	MH90 - 21 M/C 54H TL	ME 880 MARATHON Front	1970900	200/55 R 17 M/C 78V TL	ME 880 MARATHON	-	-
FXSTS(I) Springer Softtail	FS2		24	1041000	80/90 - 21 M/C 48H TT	ME 880 MARATHON Front	1042000	150/80 B 16 M/C 71H TL	ME 880 MARATHON	-	-
			24	1480400	90/90 - 21 M/C 54H TL	ME 880 MARATHON Front	1042000	150/80 B 16 M/C 71H TL	ME 880 MARATHON	-	-
			24	1769400	MH90 - 21 M/C 54H TL	ME 880 MARATHON Front	1042000	150/80 B 16 M/C 71H TL	ME 880 MARATHON	-	-
			24	1769500	MH90 - 21 M/C 54H TL	ME 880 MARATH. Fr. WW	1425900	150/80 B 16 M/C 71H TL	ME 880 MARATH. WW	-	-
FXSTSJ Softtail Springer EFI	FS2	10	24	1769400	MH90 - 21 M/C 54H TL	ME 880 MARATHON Front	1970900	200/55 R 17 M/C 78V TL	ME 880 MARATHON	-	-
FLHRCI Electra Gl. Road King Cl.	FLT / FL1		24	1040800	130/90 - 16 M/C 67H TL	ME 880 MARATHON Front	1041400	130/90 B 16 M/C 73H reinf.TL	ME 880 MARATHON	2.50	2.70
			24	1338700	130/90 - 16 M/C 67H TL	ME 880 MARATH. Fr. WW	1338900	130/90 - 16 M/C 73H reinf.TL	ME 880 MARATH. WW	2.50	2.70





MANUFACTURER	TYPE	Footnotes	FRONT TYRE			REAR TYRE			Inflation Pressure (bar)		
			IP-code	Size	Metzeler-Tread Pattern	IP-code	Size	Metzeler-Tread Pattern	Front	Rear	
			24	1769600	MT90 B 16 M/C 72H TL	ME 880 MARATHON Front	1769900	MT90 B 16 M/C 74H TL	ME 880 MARATHON	2.50	2.70
			24	1769700	MT90 B 16 M/C 72H TL	ME 880 MARATH. Fr. WW	1770000	MT90 B 16 M/C 74H TL	ME 880 MARATH. WW	2.50	2.70
FXDI Super Glide	FD1		24	1040700	100/90 - 19 M/C 57H TL	ME 880 MARATHON Front	1042000	150/80 B 16 M/C 71H TL	ME 880 MARATHON	-	-
FXDXI Dyna Super Gl. Sport	FD1		24	1040700	100/90 - 19 M/C 57H TL	ME 880 MARATHON Front	1042000	150/80 B 16 M/C 71H TL	ME 880 MARATHON	2.00	2.70
FXSTB Night Train	FXST		24	1041000	80/90 - 21 M/C 48H TT	ME 880 MARATHON Front	1041400	130/90 B 16 M/C 73H reinf.TL	ME 880 MARATHON	2.00	2.70
FXSTD(I) Softail Deuce	FXST		24	1041000	80/90 - 21 M/C 48H TT	ME 880 MARATHON Front	0966800	160/70 B 17 M/C 79V reinf.TL	ME 880 MARATHON	2.00	2.70
FLHRSEI Road Glide	FL1	10	24	1769600	MT90 B 16 M/C 72H TL	ME 880 MARATHON Front	1769900	MT90 B 16 M/C 74H TL	ME 880 MARATHON	-	-
		10	24	1769700	MT90 B 16 M/C 72H TL	ME 880 MARATH. Fr. WW	1770000	MT90 B 16 M/C 74H TL	ME 880 MARATH. WW	-	-
FLHP Road King Police			10	1950900	130/80 B 17 M/C 65H TL	ME 880 MARATHON Front	1951000	180/65 B 16 M/C 81H reinf.TL	ME 880 MARATHON	-	-
FLHRC Road King Classic			10	1040800	130/90 - 16 M/C 67H TL	ME 880 MARATHON Front	1951000	180/65 B 16 M/C 81H reinf.TL	ME 880 MARATHON	-	-
FLHRC Road King Classic	FL1		24	1040800	130/90 - 16 M/C 67H TL	ME 880 MARATHON Front	1042000	150/80 B 16 M/C 71H TL	ME 880 MARATHON	-	-
			24	1338700	130/90 - 16 M/C 67H TL	ME 880 MARATH. Fr. WW	1425900	150/80 B 16 M/C 71H TL	ME 880 MARATH. WW	-	-
			24	1769600	MT90 B 16 M/C 72H TL	ME 880 MARATHON Front	1770100	MU85 B 16 M/C 77H TL	ME 880 MARATHON	-	-
			24	1769700	MT90 B 16 M/C 72H TL	ME 880 MARATH. Fr. WW	1770200	MU85 B 16 M/C 77H TL	ME 880 MARATH. WW	-	-
			24	1769800	MT90 B 16 M/C 72H TL	ME 880 MARATH. Fr. NWS	1770300	MU85 B 16 M/C 77H TL	ME 880 MARATH. NWS	-	-
FLHR Road King			10	1950900	130/80 B 17 M/C 65H TL	ME 880 MARATHON Front	1951000	180/65 B 16 M/C 81H reinf.TL	ME 880 MARATHON	-	-
FLHR Road King	FL1		24	1040800	130/90 - 16 M/C 67H TL	ME 880 MARATHON Front	1042000	150/80 B 16 M/C 71H TL	ME 880 MARATHON	-	-
			24	1338700	130/90 - 16 M/C 67H TL	ME 880 MARATH. Fr. WW	1425900	150/80 B 16 M/C 71H TL	ME 880 MARATH. WW	-	-
			24	1769600	MT90 B 16 M/C 72H TL	ME 880 MARATHON Front	1770100	MU85 B 16 M/C 77H TL	ME 880 MARATHON	-	-
			24	1769700	MT90 B 16 M/C 72H TL	ME 880 MARATH. Fr. WW	1770200	MU85 B 16 M/C 77H TL	ME 880 MARATH. WW	-	-
			24	1769800	MT90 B 16 M/C 72H TL	ME 880 MARATH. Fr. NWS	1770300	MU85 B 16 M/C 77H TL	ME 880 MARATH. NWS	-	-
FLHRS Road King Custom	FL1		24	1040800	130/90 - 16 M/C 67H TL	ME 880 MARATHON Front	1042000	150/80 B 16 M/C 71H TL	ME 880 MARATHON	-	-
			24	1338700	130/90 - 16 M/C 67H TL	ME 880 MARATH. Fr. WW	1425900	150/80 B 16 M/C 71H TL	ME 880 MARATH. WW	-	-
			24	1769600	MT90 B 16 M/C 72H TL	ME 880 MARATHON Front	1770100	MU85 B 16 M/C 77H TL	ME 880 MARATHON	-	-
			24	1769700	MT90 B 16 M/C 72H TL	ME 880 MARATH. Fr. WW	1770200	MU85 B 16 M/C 77H TL	ME 880 MARATH. WW	-	-
			24	1769800	MT90 B 16 M/C 72H TL	ME 880 MARATH. Fr. NWS	1770300	MU85 B 16 M/C 77H TL	ME 880 MARATH. NWS	-	-
FLHTC Electra Glide Classic			10	1950900	130/80 B 17 M/C 65H TL	ME 880 MARATHON Front	1951000	180/65 B 16 M/C 81H reinf.TL	ME 880 MARATHON	-	-
FLHTC Electra Glide Classic	FL1		24	1040800	130/90 - 16 M/C 67H TL	ME 880 MARATHON Front	1042000	150/80 B 16 M/C 71H TL	ME 880 MARATHON	-	-
			24	1338700	130/90 - 16 M/C 67H TL	ME 880 MARATH. Fr. WW	1425900	150/80 B 16 M/C 71H TL	ME 880 MARATH. WW	-	-
			24	1769600	MT90 B 16 M/C 72H TL	ME 880 MARATHON Front	1770100	MU85 B 16 M/C 77H TL	ME 880 MARATHON	-	-
			24	1769700	MT90 B 16 M/C 72H TL	ME 880 MARATH. Fr. WW	1770200	MU85 B 16 M/C 77H TL	ME 880 MARATH. WW	-	-
			24	1769800	MT90 B 16 M/C 72H TL	ME 880 MARATH. Fr. NWS	1770300	MU85 B 16 M/C 77H TL	ME 880 MARATH. NWS	-	-
FLHTCUSE5 CVO Ultra Classic E-			10	1950900	130/80 B 17 M/C 65H TL	ME 880 MARATHON Front	1951000	180/65 B 16 M/C 81H reinf.TL	ME 880 MARATHON	-	-
FLHTCUSE Screa. Eagle Elec. GL.Ultr. Cla	FL1		24	1769600	MT90 B 16 M/C 72H TL	ME 880 MARATHON Front	1770100	MU85 B 16 M/C 77H TL	ME 880 MARATHON	-	-
			24	1769700	MT90 B 16 M/C 72H TL	ME 880 MARATH. Fr. WW	1770200	MU85 B 16 M/C 77H TL	ME 880 MARATH. WW	-	-
			24	1769800	MT90 B 16 M/C 72H TL	ME 880 MARATH. Fr. NWS	1770300	MU85 B 16 M/C 77H TL	ME 880 MARATH. NWS	-	-
FLHTCU UltraClas.E-Glide	FL1		24	1040800	130/90 - 16 M/C 67H TL	ME 880 MARATHON Front	1042000	150/80 B 16 M/C 71H TL	ME 880 MARATHON	-	-
			24	1338700	130/90 - 16 M/C 67H TL	ME 880 MARATH. Fr. WW	1425900	150/80 B 16 M/C 71H TL	ME 880 MARATH. WW	-	-
			24	1769600	MT90 B 16 M/C 72H TL	ME 880 MARATHON Front	1770100	MU85 B 16 M/C 77H TL	ME 880 MARATHON	-	-
			24	1769700	MT90 B 16 M/C 72H TL	ME 880 MARATH. Fr. WW	1770200	MU85 B 16 M/C 77H TL	ME 880 MARATH. WW	-	-
			24	1769800	MT90 B 16 M/C 72H TL	ME 880 MARATH. Fr. NWS	1770300	MU85 B 16 M/C 77H TL	ME 880 MARATH. NWS	-	-
FLHTCU Ultra Classic Electra Glide			10	1950900	130/80 B 17 M/C 65H TL	ME 880 MARATHON Front	1951000	180/65 B 16 M/C 81H reinf.TL	ME 880 MARATHON	-	-
FLHT Electra Glide			10	1950900	130/80 B 17 M/C 65H TL	ME 880 MARATHON Front	1951000	180/65 B 16 M/C 81H reinf.TL	ME 880 MARATHON	-	-
FLHT Electra Glide Stand.	FL1		24	1040800	130/90 - 16 M/C 67H TL	ME 880 MARATHON Front	1042000	150/80 B 16 M/C 71H TL	ME 880 MARATHON	-	-
			24	1338700	130/90 - 16 M/C 67H TL	ME 880 MARATH. Fr. WW	1425900	150/80 B 16 M/C 71H TL	ME 880 MARATH. WW	-	-
			24	1769600	MT90 B 16 M/C 72H TL	ME 880 MARATHON Front	1770100	MU85 B 16 M/C 77H TL	ME 880 MARATHON	-	-
			24	1769700	MT90 B 16 M/C 72H TL	ME 880 MARATH. Fr. WW	1770200	MU85 B 16 M/C 77H TL	ME 880 MARATH. WW	-	-
			24	1769800	MT90 B 16 M/C 72H TL	ME 880 MARATH. Fr. NWS	1770300	MU85 B 16 M/C 77H TL	ME 880 MARATH. NWS	-	-
FLHTK Electra Glide Ultra Limited			10	1950900	130/80 B 17 M/C 65H TL	ME 880 MARATHON Front	1951000	180/65 B 16 M/C 81H reinf.TL	ME 880 MARATHON	-	-
FLHTP Electra Glide Police			10	1950900	130/80 B 17 M/C 65H TL	ME 880 MARATHON Front	1951000	180/65 B 16 M/C 81H reinf.TL	ME 880 MARATHON	-	-
FLHX Street Glide			10	1314100	130/70 B 18 M/C 63H TL	ME 880 MARATHON Front	1951000	180/65 B 16 M/C 81H reinf.TL	ME 880 MARATHON	-	-
FLHX Street Glide	FL1		24	1040800	130/90 - 16 M/C 67H TL	ME 880 MARATHON Front	1042000	150/80 B 16 M/C 71H TL	ME 880 MARATHON	-	-
			24	1338700	130/90 - 16 M/C 67H TL	ME 880 MARATH. Fr. WW	1425900	150/80 B 16 M/C 71H TL	ME 880 MARATH. WW	-	-

			24	1769600	MT90 B 16 M/C 72H TL	ME 880 MARATHON Front	1770100	MU85 B 16 M/C 77H TL	ME 880 MARATHON	-	-	
			24	1769700	MT90 B 16 M/C 72H TL	ME 880 MARATH. Fr. WW	1770200	MU85 B 16 M/C 77H TL	ME 880 MARATH. WW	-	-	
			24	1769800	MT90 B 16 M/C 72H TL	ME 880 MARATH. Fr. NWS	1770300	MU85 B 16 M/C 77H TL	ME 880 MARATH. NWS	-	-	
FLSTC Softail Heritage Classic	FS2		24	1769600	MT90 B 16 M/C 72H TL	ME 880 MARATHON Front	1042000	150/80 B 16 M/C 71H TL	ME 880 MARATHON	2.50	2.80	
			24	1769700	MT90 B 16 M/C 72H TL	ME 880 MARATH. Fr. WW	1425900	150/80 B 16 M/C 71H TL	ME 880 MARATH. WW	2.50	2.80	
			10	1769600	MT90 B 16 M/C 72H TL	ME 880 MARATHON Front	1770100	MU85 B 16 M/C 77H TL	ME 880 MARATHON	2.50	2.80	
			10	1769700	MT90 B 16 M/C 72H TL	ME 880 MARATH. Fr. WW	1770200	MU85 B 16 M/C 77H TL	ME 880 MARATH. WW	2.50	2.80	
			10	1769800	MT90 B 16 M/C 72H TL	ME 880 MARATH. Fr. NWS	1770300	MU85 B 16 M/C 77H TL	ME 880 MARATH. NWS	2.50	2.80	
FLSTFB Fat Boy Special			10	24	1970800	140/75 R 17 M/C 67V TL	ME 880 MARATHON	1970900	200/55 R 17 M/C 78V TL	-	-	
FLSTF Fat Boy	FS2		10	24	1970800	140/75 R 17 M/C 67V TL	ME 880 MARATHON	1970900	200/55 R 17 M/C 78V TL	2.50	2.90	
FLSTN Softail Deluxe	FS2		24	1769600	MT90 B 16 M/C 72H TL	ME 880 MARATHON Front	1770100	MU85 B 16 M/C 77H TL	ME 880 MARATHON	2.50	2.80	
			24	1769700	MT90 B 16 M/C 72H TL	ME 880 MARATH. Fr. WW	1770200	MU85 B 16 M/C 77H TL	ME 880 MARATH. WW	2.50	2.80	
			24	1769800	MT90 B 16 M/C 72H TL	ME 880 MARATH. Fr. NWS	1770300	MU85 B 16 M/C 77H TL	ME 880 MARATH. NWS	2.50	2.80	
FLSTSB Cross Bones	FS2		10	24	1769600	MT90 B 16 M/C 72H TL	ME 880 MARATHON Front	1970900	200/55 R 17 M/C 78V TL	2.50	2.80	
FLTRX Road Glide Custom			10	1314100	130/70 B 18 M/C 63H TL	ME 880 MARATHON Front	1951000	180/65 B 16 M/C 81H reinf.TL	ME 880 MARATHON	-	-	
FXCW Rocker; FXCWC Rocker C	FS2			1040700	100/90 - 19 M/C 57H TL	ME 880 MARATHON Front	1568300	240/40 VR 18 M/C (79V) TL	ME 880 MARATHON	2.10	2.90	
				1040700	100/90 - 19 M/C 57H TL	ME 880 MARATHON Front	1594300	260/40 VR 18 M/C (84V) TL	ME 880 MARATHON	2.10	2.90	
FXDB Dyna Street Bob	FD2		24	1040700	100/90 - 19 M/C 57H TL	ME 880 MARATHON Front	0966800	160/70 B 17 M/C 79V reinf.TL	ME 880 MARATHON	2.10	2.80	
FXDC Dyna Sup.Gl.Cust.	FD2		24	1040700	100/90 - 19 M/C 57H TL	ME 880 MARATHON Front	0966800	160/70 B 17 M/C 79V reinf.TL	ME 880 MARATHON	2.10	2.80	
FXD Dyna Super Glide	FD2		24	1040700	100/90 - 19 M/C 57H TL	ME 880 MARATHON Front	0966800	160/70 B 17 M/C 79V reinf.TL	ME 880 MARATHON	-	-	
FXDF Dyna Fat Bob			10	1040800	130/90 - 16 M/C 67H TL	ME 880 MARATHON Front	1042600	180/70 R 16 M/C 77H TL	ME 880 MARATHON	-	-	
FXDFSE2 CVO Fat Bob			10	1040800	130/90 - 16 M/C 67H TL	ME 880 MARATHON Front	1042600	180/70 R 16 M/C 77H TL	ME 880 MARATHON	-	-	
FXDL Dyna Low Rider	FD2		24	1040700	100/90 - 19 M/C 57H TL	ME 880 MARATHON Front	0966800	160/70 B 17 M/C 79V reinf.TL	ME 880 MARATHON	-	-	
FXDWG Dyna Wide Glide	FD2		24	1480400	90/90 - 21 M/C 54H TL	ME 880 MARATHON Front	0966800	160/70 B 17 M/C 79V reinf.TL	ME 880 MARATHON	-	-	
			24	1769400	MH90 - 21 M/C 54H TL	ME 880 MARATHON Front	0966800	160/70 B 17 M/C 79V reinf.TL	ME 880 MARATHON	-	-	
FXSTB Night Train	FS2		10	24	1769400	MH90 - 21 M/C 54H TL	ME 880 MARATHON Front	1970900	200/55 R 17 M/C 78V TL	ME 880 MARATHON	2.10	2.70
FXSTC Softail Custom	FS2		10	24	1769400	MH90 - 21 M/C 54H TL	ME 880 MARATHON Front	1970900	200/55 R 17 M/C 78V TL	ME 880 MARATHON	2.10	2.90
FXST Softail Standard	FS2		10	24	1769400	MH90 - 21 M/C 54H TL	ME 880 MARATHON Front	1970900	200/55 R 17 M/C 78V TL	ME 880 MARATHON	-	-
XL 1200 L Sportster 1200 Low			10	1040700	100/90 - 19 M/C 57H TL	ME 880 MARATHON Front	1042000	150/80 B 16 M/C 71H TL	ME 880 MARATHON	-	-	
FLHP Road King Police	FL1		10	24	1769600	MT90 B 16 M/C 72H TL	ME 880 MARATHON Front	1769900	MT90 B 16 M/C 74H TL	ME 880 MARATHON	-	-
			10	24	1769700	MT90 B 16 M/C 72H TL	ME 880 MARATH. Fr. WW	1770000	MT90 B 16 M/C 74H TL	ME 880 MARATH. WW	-	-
FLHTCSE, 2 Scr. Eagle E-Glide, Ultr.Cl.	FL1		24	1769600	MT90 B 16 M/C 72H TL	ME 880 MARATHON Front	1770100	MU85 B 16 M/C 77H TL	ME 880 MARATHON	-	-	
			24	1769700	MT90 B 16 M/C 72H TL	ME 880 MARATH. Fr. WW	1770200	MU85 B 16 M/C 77H TL	ME 880 MARATH. WW	-	-	
			24	1769800	MT90 B 16 M/C 72H TL	ME 880 MARATH. Fr. NWS	1770300	MU85 B 16 M/C 77H TL	ME 880 MARATH. NWS	-	-	
FLHTP Electra Glide Police	FL1		10	24	1040800	130/90 - 16 M/C 67H TL	ME 880 MARATHON Front	1041400	130/90 B 16 M/C 73H reinf.TL	ME 880 MARATHON	-	-
			10	24	1338700	130/90 - 16 M/C 67H TL	ME 880 MARATH. Fr. WW	1338900	130/90 - 16 M/C 73H reinf.TL	ME 880 MARATH. WW	-	-
			10	24	1769600	MT90 B 16 M/C 72H TL	ME 880 MARATHON Front	1769900	MT90 B 16 M/C 74H TL	ME 880 MARATHON	-	-
			10	24	1769700	MT90 B 16 M/C 72H TL	ME 880 MARATH. Fr. WW	1770000	MT90 B 16 M/C 74H TL	ME 880 MARATH. WW	-	-
FLSTFSE ² Screamin' Eagle Fat Boy 2	FS2		10	24	1970800	140/75 R 17 M/C 67V TL	ME 880 MARATHON	1970900	200/55 R 17 M/C 78V TL	ME 880 MARATHON	-	-
FLSTFSE Screaming Eagle Fat Boy	FS2		24	1769600	MT90 B 16 M/C 72H TL	ME 880 MARATHON Front	1042000	150/80 B 16 M/C 71H TL	ME 880 MARATHON	-	-	
			24	1769700	MT90 B 16 M/C 72H TL	ME 880 MARATH. Fr. WW	1425900	150/80 B 16 M/C 71H TL	ME 880 MARATH. WW	-	-	
FLHRSE3 SE Road King	FL1		10	24	1679900	130/70 R 18 M/C 63H TL	ME 880 MARATHON GL Front	1862200	170/60 R 17 M/C 78V reinf.TL	ME 880 MARATHON	-	-
FLHTCUSE2 SE Electra Glide Ultra Classic	FL1		24	1040800	130/90 - 16 M/C 67H TL	ME 880 MARATHON Front	1042000	150/80 B 16 M/C 71H TL	ME 880 MARATHON	-	-	
			24	1338700	130/90 - 16 M/C 67H TL	ME 880 MARATH. Fr. WW	1425900	150/80 B 16 M/C 71H TL	ME 880 MARATH. WW	-	-	
			24	1769600	MT90 B 16 M/C 72H TL	ME 880 MARATHON Front	1770100	MU85 B 16 M/C 77H TL	ME 880 MARATHON	-	-	
			24	1769700	MT90 B 16 M/C 72H TL	ME 880 MARATH. Fr. WW	1770200	MU85 B 16 M/C 77H TL	ME 880 MARATH. WW	-	-	
			24	1769800	MT90 B 16 M/C 72H TL	ME 880 MARATH. Fr. NWS	1770300	MU85 B 16 M/C 77H TL	ME 880 MARATH. NWS	-	-	
FLHTCUSE3 SE Elec.Glide Ultra Clas.	FL1		10	24	1769600	MT90 B 16 M/C 72H TL	ME 880 MARATHON Front	1770100	MU85 B 16 M/C 77H TL	ME 880 MARATHON	-	-
			10	24	1769700	MT90 B 16 M/C 72H TL	ME 880 MARATH. Fr. WW	1770200	MU85 B 16 M/C 77H TL	ME 880 MARATH. WW	-	-
			10	24	1769800	MT90 B 16 M/C 72H TL	ME 880 MARATH. Fr. NWS	1770300	MU85 B 16 M/C 77H TL	ME 880 MARATH. NWS	-	-
			10	24	1769400	MH90 - 21 M/C 54H TL	ME 880 MARATHON Front	1970900	200/55 R 17 M/C 78V TL	ME 880 MARATHON	-	-
HONDA	Street											
CB 100					0113600	2.75 - 18 48P reinf.	ME 22	0116100	3.00 - 17 50P reinf.	ME 22	1.80	2.00
CB 100 N					0113600	2.75 - 18 48P reinf.	ME 22	0116100	3.00 - 17 50P reinf.	ME 22	1.80	2.00
H 100 A SD 52G SJ					0123700	100/90 - 10 61J reinf.	ME 5 #	0123700	100/90 - 10 61J reinf.	ME 5 #	-	-
CB 125 Disk, T, T 2	CB125K, CB125T				0113600	2.75 - 18 48P reinf.	ME 22	1546400	3.00 - 18 M/C 52P reinf.TL	ME 22	1.80	2.00
CB 125 S	CB 125 J				0113600	2.75 - 18 48P reinf.	ME 22	0116100	3.00 - 17 50P reinf.	ME 22	1.80	2.00
CD 125 TC Benley					0116100	3.00 - 17 50P reinf.	ME 22	0116100	3.00 - 17 50P reinf.	ME 22	1.95	2.35
CG 125,C,E,F,J,K					0113600	2.75 - 18 48P reinf.	ME 22	0114300	3.00 - 18 52P reinf.	ME 22	1.80	2.00





MANUFACTURER	TYPE	Footnotes	FRONT TYRE			REAR TYRE			Inflation Pressure (bar)		
			IP-code	Size	Metzeler-Tread Pattern	IP-code	Size	Metzeler-Tread Pattern	Front	Rear	
CG 125	JC 27		0113600	2.75 - 18 48P reinf.	ME 22	0787200	90/90 - 18 57P reinf.	ME 22	1.80	2.00	
NSR 125 R	JC 22		1529600	100/80 - 17 M/C 52S TL	Lasertec Front	1532500	130/70 - 17 M/C 62S TL	Lasertec	-	-	
CB 175A, K3,K4,A5			0116100	3.00 - 17 50P reinf.	ME 22	0116100	3.00 - 17 50P reinf.	ME 22	1.95	2.05	
CB 175 K4, K6			0113600	2.75 - 18 48P reinf.	ME 22	0114300	3.00 - 18 52P reinf.	ME 22	1.80	2.00	
CM 185 T			0116100	3.00 - 17 50P reinf.	ME 22	0109600	3.50 - 16 58P reinf.	BLOCK C	1.60	2.50	
CB 200 Disk	CB 200	21	0114300	3.00 - 18 52P reinf.	ME 22	0113700	3.25 - 18 59P reinf.	ME 22	1.80	2.00	
			0113600	2.75 - 18 48P reinf.	ME 22	1546400	3.00 - 18 M/C 52P reinf.TL	ME 22	1.80	2.00	
CB 250 Disk	CB 250 G		0114300	3.00 - 18 52P reinf.	ME 22	0114400	3.50 - 18 62P reinf.	ME 22	1.80	2.50	
CB 250 K	CB 250		0114300	3.00 - 18 52P reinf.	ME 22	0113700	3.25 - 18 59P reinf.	ME 22	1.80	2.50	
CB 250 N, T	CB 250 T	23 27	0111100	3.25 - 19 54S TT/TL	ME 11	0114400	3.50 - 18 62P reinf.	ME 22	2.00	2.30	
		23 27	0111400	3.60 - 19 52S TT/TL	ME 11	0132000	4.10 - 18 60H TL	ME 77	2.00	2.60	
CB 250 RS	MC02		23 23	1204700	3.00 - 18 M/C 47S TL	ME 77	0132000	4.10 - 18 60H TL	ME 77	1.80	2.30
CBX 250 RSE (single cyl)			0111000	3.25 - 18 52S	ME 11#	0114200	3.50 - 18 56S	ME 22#	2.00	2.20	
			0111000	3.25 - 18 52S	ME 11#	0114600	3.25 - 18 52S	ME 22#	2.00	2.20	
CJ 250 T	CJ 250 T		0114300	3.00 - 18 52P reinf.	ME 22	0114400	3.50 - 18 62P reinf.	ME 22	1.80	2.00	
		23	1546400	3.00 - 18 M/C 52P reinf.TL	ME 22	0130700	4.00 - 18 64S TL	ME 77	1.80	2.00	
CL 250 S	MD 04		0109800	3.00 - 19 54P reinf.	BLOCK C	0114400	3.50 - 18 62P reinf.	ME 22	1.50	1.50	
CMX 250 C Rebel	MC 13		1204700	3.00 - 18 M/C 47S TL	ME 77	1268200	130/90 - 15 M/C 66S TL	ME 77	1.80	2.20	
CMX 250 C Rebel	MC 32		0114300	3.00 - 18 52P reinf.	ME 22	1268200	130/90 - 15 M/C 66S TL	ME 77	1.80	2.20	
NSR 250 R,RSE			0562500	110/70 ZR 17 54W TL	ME Z1 FRONT Racing#	0561800	150/60 ZR 17 66W TL	ME Z1 Racing#	2.20	2.50	
			0792000	110/70 ZR 17 54W TL	ME Z1 FRONT#	0561700	150/60 ZR 17 66W TL	ME Z1#	2.20	2.50	
Xelius			0165400	110/80 VB 17 V250 (57V) TL	ME 33 LASER CompK#	0134100	130/80 B 17 65V TL	ME 1 CompK#	2.05	2.30	
CB 350, Four	CB 350, F		1204700	3.00 - 18 M/C 47S TL	ME 77	0130500	3.50 - 18 56S	ME 77	2.00	2.20	
CB 360 T	CB 360	23	0130200	3.00 - 18 47S	ME 77	0130700	4.00 - 18 64S TL	ME 77	2.00	2.00	
		23	1204700	3.00 - 18 M/C 47S TL	ME 77	0130500	3.50 - 18 56S	ME 77	2.00	2.00	
CJ 360 T	CJ 360 T	23	0130200	3.00 - 18 47S	ME 77	0130700	4.00 - 18 64S TL	ME 77	2.00	2.20	
Bros II			0749900	110/80 ZR 17 57W TL	ME Z2 FRONT#	0563600	150/70 ZR 17 (69W) TL	ME Z2#	2.20	2.50	
CB 1	NC 27	12	1590200	110/70 ZR 17 M/C 54W TL	Sportec M3	1590700	150/60 ZR 17 M/C 66W TL	Sportec M3	2.30	2.50	
		10	1530300	110/70 - 17 M/C 54H TL	Lasertec Front	1840600	140/70 - 17 M/C 66H TL	Lasertec	2.30	2.50	
CB 400 F CBI			0165400	110/80 VB 17 V250 (57V) TL	ME 33 LASER CompK#	0135700	140/80 VB 17 V250 (69V) TL	ME 1 CompK#	2.20	2.50	
CB 400 Four	CB 400 F	23	1204700	3.00 - 18 M/C 47S TL	ME 77	0130500	3.50 - 18 56S	ME 77	1.80	2.00	
		23	1204700	3.00 - 18 M/C 47S TL	ME 77	0130700	4.00 - 18 64S TL	ME 77	1.80	2.00	
CB 400 T,N,A		23 27	0111100	3.25 - 19 54S TT/TL	ME 11	0114400	3.50 - 18 62P reinf.	ME 22	1.80	2.30	
		23 27	0111400	3.60 - 19 52S TT/TL	ME 11	0132000	4.10 - 18 60H TL	ME 77	1.80	2.30	
CBR 400 R,RR			0562700	120/60 ZR 17 (55W) TL	ME Z1 FRONT Racing#	0561800	150/60 ZR 17 66W TL	ME Z1 Racing#	2.20	2.50	
			0562700	120/60 ZR 17 (55W) TL	ME Z1 FRONT Racing#	0792100	150/60 ZR 18 67W TL	ME Z1#	2.20	2.50	
CBR 400 RR	NC 29		1590500	120/70 ZR 17 M/C (58W) TL	Sportec M3	1590800	160/60 ZR 17 M/C (69W) TL	Sportec M3	2.20	2.50	
		10	1927400	120/70 ZR 17 M/C (58W) TL	Sportec M5 Interact	1971300	160/60 ZR 17 M/C (69W) TL	Sportec M5 Interact	2.20	2.50	
VF 400 Z			0159100	100/90 - 16 54H TL	ME 33 LASER#	0138000	130/70 - 18 63H TL	ME 1#	2.20	2.50	
VFR 400 NC21,NC24			0159100	100/90 - 16 54H TL	ME 33 LASER#	0138000	130/70 - 18 63H TL	ME 1#	2.20	2.50	
VFR 400 RR			0562700	120/60 ZR 17 (55W) TL	ME Z1 FRONT Racing#	0561800	150/60 ZR 17 66W TL	ME Z1 Racing#	2.20	2.50	
CB 450 K1-5	CB 450 K		0111700	3.25 - 18 52H	ME 11	0130500	3.50 - 18 56S	ME 77	2.30	2.30	
CB 450 N	PC 14		0111400	3.60 - 19 52S TT/TL	ME 11	0132000	4.10 - 18 60H TL	ME 77	2.30	2.30	
CB 450 S	PC 17		1529800	100/90 - 18 M/C 56H TL	Lasertec Front	1531900	110/90 - 18 M/C 61H TL	Lasertec	2.00	2.00	
CB 500 K0-K2	CB 500	23	0111100	3.25 - 19 54S TT/TL	ME 11	0130700	4.00 - 18 64S TL	ME 77	2.00	2.50	
		23	0111100	3.25 - 19 54S TT/TL	ME 11	1533900	4.00 - 18 M/C 64V TL	Lasertec	2.00	2.50	
		23	1531300	3.25 - 19 M/C 54H TL	Lasertec Front	1533900	4.00 - 18 M/C 64V TL	Lasertec	2.00	2.50	
CB 500	PC 26		1530400	110/80 - 17 M/C 57H TL	Lasertec Front	0843500	130/80 R 17 65H TL	ME 22	2.00	2.50	
			1530400	110/80 - 17 M/C 57H TL	Lasertec Front	1532700	130/80 - 17 M/C 65H TL	Lasertec	2.00	2.50	
CB 500	PC 32		1530400	110/80 - 17 M/C 57H TL	Lasertec Front	1532700	130/80 - 17 M/C 65H TL	Lasertec	2.00	2.30	
CB 500 S			1530400	110/80 - 17 M/C 57H TL	Lasertec Front	1532700	130/80 - 17 M/C 65H TL	Lasertec	2.00	2.30	
CB 500 T	CB 500 T	23	0111100	3.25 - 19 54S TT/TL	ME 11	0130700	4.00 - 18 64S TL	ME 77	2.00	2.30	
		23	0111100	3.25 - 19 54S TT/TL	ME 11	1533900	4.00 - 18 M/C 64V TL	Lasertec	2.00	2.30	

			23	0130900	3.50 - 19 57S TL	ME 77 FRONT	0130700	4.00 - 18 64S TL	ME 77	2.00	2.30
			23	0130900	3.50 - 19 57S TL	ME 77 FRONT	1533900	4.00 - 18 M/C 64V TL	Lasertec	2.00	2.30
			23	1531300	3.25 - 19 M/C 54H TL	Lasertec Front	1533900	4.00 - 18 M/C 64V TL	Lasertec	2.00	2.30
CBF 500 / ABS	PC 39		23	1531500	3.50 - 19 M/C 57H TL	Lasertec Front	1533900	4.00 - 18 M/C 64V TL	Lasertec	2.00	2.30
				1590500	120/70 ZR 17 M/C (58W) TL	Sportec M3	1590800	160/60 ZR 17 M/C (69W) TL	Sportec M3	2.50	2.90
				1826800	120/70 ZR 17 M/C (58W) TL	Roadtec Z6 Interact	1827000	160/60 ZR 17 M/C (69W) TL	Roadtec Z6 Interact	2.50	2.90
			10	1927400	120/70 ZR 17 M/C (58W) TL	Sportec M5 Interact	1971300	160/60 ZR 17 M/C (69W) TL	Sportec M5 Interact	2.50	2.90
CX 500	CX 500		23	0111100	3.25 - 19 54S TT/TL	ME 11	0130700	4.00 - 18 64S TL	ME 77	2.00	2.30
			23	0111100	3.25 - 19 54S TT/TL	ME 11	1533900	4.00 - 18 M/C 64V TL	Lasertec	2.00	2.30
			23	1531300	3.25 - 19 M/C 54H TL	Lasertec Front	1533900	4.00 - 18 M/C 64V TL	Lasertec	2.00	2.30
CX 500 EuroSport	PC 06			1529800	100/90 - 18 M/C 56H TL	Lasertec Front	1532000	120/80 - 18 M/C 62H TL	Lasertec	2.00	2.00
				1529800	100/90 - 18 M/C 56H TL	Lasertec Front	1532100	120/90 - 18 M/C 65H TL	Lasertec	2.00	2.00
				1530000	100/90 - 19 M/C 57H TL	Lasertec Front	1532100	120/90 - 18 M/C 65H TL	Lasertec	1.80	2.00
FT 500	PC 07			1531700	90/90 - 18 M/C 51H TL	Lasertec Front	1531900	110/90 - 18 M/C 61H TL	Lasertec	2.00	2.30
GB 500	PC 16		23	0130900	3.50 - 19 57S TL	ME 77 FRONT	0129900	130/90 - 16 67S TL	ME 77	2.00	2.00
GL 500	PC 02		23	1531500	3.50 - 19 M/C 57H TL	Lasertec Front	1532300	130/90 - 16 M/C 67H TL	Lasertec	2.00	2.00
				1529700	100/90 - 16 M/C 54H TL	Lasertec Front	1531900	110/90 - 18 M/C 61H TL	Lasertec	2.50	2.50
VF 500 F, F2	PC 12			1529800	100/90 - 18 M/C 56H TL	Lasertec Front	1531900	110/90 - 18 M/C 61H TL	Lasertec	2.00	2.00
VT 500 ED				1529800	100/90 - 18 M/C 56H TL	Lasertec Front	1532000	120/80 - 18 M/C 62H TL	Lasertec	2.00	2.00
XBR 500	PC 15		23	1529800	100/90 - 18 M/C 56H TL	Lasertec Front	1531900	110/90 - 18 M/C 61H TL	Lasertec	2.00	2.00
XBR 500 S	PC 15		23	1529800	100/90 - 18 M/C 56H TL	Lasertec Front	1531900	110/90 - 18 M/C 61H TL	Lasertec	2.00	2.00
CB 550 K3	CB 550 K		23	0111100	3.25 - 19 54S TT/TL	ME 11	0130700	4.00 - 18 64S TL	ME 77	1.80	2.00
			23	0111100	3.25 - 19 54S TT/TL	ME 11	1533900	4.00 - 18 M/C 64V TL	Lasertec	1.80	2.00
			23	1531300	3.25 - 19 M/C 54H TL	Lasertec Front	1533900	4.00 - 18 M/C 64V TL	Lasertec	1.80	2.00
CB 600 F Hornet				1590600	130/70 ZR 16 M/C (61W) TL	Sportec M3	1591000	180/55 ZR 17 M/C (73W) TL	Sportec M3	2.50	2.90
CBF 600 (all versions)	PC 38			1448100	120/70 ZR 17 M/C (58W) TL	Roadtec Z6 Front	1448700	160/60 ZR 17 M/C (69W) TL	Roadtec Z6	2.50	2.90
				1448100	120/70 ZR 17 M/C (58W) TL	Roadtec Z6 Front	1827000	160/60 ZR 17 M/C (69W) TL	Roadtec Z6 Interact	2.50	2.90
				1590500	120/70 ZR 17 M/C (58W) TL	Sportec M3	1590800	160/60 ZR 17 M/C (69W) TL	Sportec M3	2.50	2.90
				1826800	120/70 ZR 17 M/C (58W) TL	Roadtec Z6 Interact	1448700	160/60 ZR 17 M/C (69W) TL	Roadtec Z6	2.50	2.90
				1826800	120/70 ZR 17 M/C (58W) TL	Roadtec Z6 Interact	1827000	160/60 ZR 17 M/C (69W) TL	Roadtec Z6 Interact	2.50	2.90
			10	1927400	120/70 ZR 17 M/C (58W) TL	Sportec M5 Interact	1971300	160/60 ZR 17 M/C (69W) TL	Sportec M5 Interact	2.50	2.90
CBF 600 / ABS	PC43			1448100	120/70 ZR 17 M/C (58W) TL	Roadtec Z6 Front	1448700	160/60 ZR 17 M/C (69W) TL	Roadtec Z6	2.50	2.90
				1590500	120/70 ZR 17 M/C (58W) TL	Sportec M3	1590800	160/60 ZR 17 M/C (69W) TL	Sportec M3	2.50	2.90
				1826800	120/70 ZR 17 M/C (58W) TL	Roadtec Z6 Interact	1827000	160/60 ZR 17 M/C (69W) TL	Roadtec Z6 Interact	2.50	2.90
			10	1927400	120/70 ZR 17 M/C (58W) TL	Sportec M5 Interact	1971300	160/60 ZR 17 M/C (69W) TL	Sportec M5 Interact	2.50	2.90
CBR 600 F, Sport '2001	PC 35			0894900	120/70 ZR 17 M/C (58W) TL	ME Z4 FRONT	0966600	180/55 ZR 17 (73W) TL	ME Z4 A	2.50	2.90
				1321800	120/70 ZR 17 M/C (58W) TL	SPORTEC M-1	1322000	180/55 ZR 17 M/C (73W) TL	SPORTEC M-1	2.50	2.90
				1448100	120/70 ZR 17 M/C (58W) TL	Roadtec Z6 Front	1448600	180/55 ZR 17 M/C (73W) TL	Roadtec Z6	2.50	2.90
				1448100	120/70 ZR 17 M/C (58W) TL	Roadtec Z6 Front	1827200	180/55 ZR 17 M/C (73W) TL	Roadtec Z6 Interact	2.50	2.90
				1590500	120/70 ZR 17 M/C (58W) TL	Sportec M3	1591000	180/55 ZR 17 M/C (73W) TL	Sportec M3	2.50	2.90
				1826800	120/70 ZR 17 M/C (58W) TL	Roadtec Z6 Interact	1448600	180/55 ZR 17 M/C (73W) TL	Roadtec Z6	2.50	2.90
				1826800	120/70 ZR 17 M/C (58W) TL	Roadtec Z6 Interact	1827200	180/55 ZR 17 M/C (73W) TL	Roadtec Z6 Interact	2.50	2.90
				1869500	120/70 ZR 17 M/C (58W) TL	Racetec Interact K3	1869900	180/55 ZR 17 M/C (73W) TL	Racetec Interact K3	2.50	2.90
			10	1927400	120/70 ZR 17 M/C (58W) TL	Sportec M5 Interact	1927600	180/55 ZR 17 M/C (73W) TL	Sportec M5 Interact	2.50	2.90
CBR 600 F '99	PC 35			0894900	120/70 ZR 17 M/C (58W) TL	ME Z4 FRONT	0966600	180/55 ZR 17 (73W) TL	ME Z4 A	2.50	2.90
				1321800	120/70 ZR 17 M/C (58W) TL	SPORTEC M-1	1322000	180/55 ZR 17 M/C (73W) TL	SPORTEC M-1	2.50	2.90
				1448100	120/70 ZR 17 M/C (58W) TL	Roadtec Z6 Front	1448600	180/55 ZR 17 M/C (73W) TL	Roadtec Z6	2.50	2.90
				1448100	120/70 ZR 17 M/C (58W) TL	Roadtec Z6 Front	1827200	180/55 ZR 17 M/C (73W) TL	Roadtec Z6 Interact	2.50	2.90
				1590500	120/70 ZR 17 M/C (58W) TL	Sportec M3	1591000	180/55 ZR 17 M/C (73W) TL	Sportec M3	2.50	2.90
				1826800	120/70 ZR 17 M/C (58W) TL	Roadtec Z6 Interact	1448600	180/55 ZR 17 M/C (73W) TL	Roadtec Z6	2.50	2.90
				1826800	120/70 ZR 17 M/C (58W) TL	Roadtec Z6 Interact	1827200	180/55 ZR 17 M/C (73W) TL	Roadtec Z6 Interact	2.50	2.90
				1869500	120/70 ZR 17 M/C (58W) TL	Racetec Interact K3	1869900	180/55 ZR 17 M/C (73W) TL	Racetec Interact K3	2.50	2.90
			10	1677300	120/70 ZR 17 M/C (58W) TL	Racetec K3 Front	1677500	180/55 ZR 17 M/C (73W) TL	Racetec K3	2.50	2.90
			10	1927400	120/70 ZR 17 M/C (58W) TL	Sportec M5 Interact	1927600	180/55 ZR 17 M/C (73W) TL	Sportec M5 Interact	2.50	2.90
CBR 600 F	PC 19,23			1534700	110/80 V 17 M/C (57V) TL	Lasertec Front	1534900	140/80 VB 17 M/C (69V) TL	Lasertec	2.50	2.90
CBR 600 F	PC 25			0947900	120/60 ZR 17 (55W) TL	ME Z4 FRONT	0948300	160/60 ZR 17 (69W) TL	ME Z4	2.50	2.90
				1448200	120/60 ZR 17 M/C (55W) TL	Roadtec Z6 Front	1448700	160/60 ZR 17 M/C (69W) TL	Roadtec Z6	2.50	2.90
				1590300	120/60 ZR 17 M/C (55W) TL	Sportec M3	1590800	160/60 ZR 17 M/C (69W) TL	Sportec M3	2.50	2.90
			10	1927100	120/60 ZR 17 M/C (55W) TL	Roadtec Z6 Interact *	1827000	160/60 ZR 17 M/C (69W) TL	Roadtec Z6 Interact	2.50	2.90
			10	1971200	120/60 ZR 17 M/C (55W) TL	Sportec M5 Interact	1971300	160/60 ZR 17 M/C (69W) TL	Sportec M5 Interact	2.50	2.90





MANUFACTURER	TYPE	Footnotes	FRONT TYRE			REAR TYRE			Inflation Pressure (bar)			
			IP-code	Size	Metzeler-Tread Pattern	IP-code	Size	Metzeler-Tread Pattern	Front	Rear		
CBR 600 F	PC 31		0947900	120/60 ZR 17 (55W) TL	ME Z4 FRONT	0948300	160/60 ZR 17 (69W) TL	ME Z4	2.50	2.90		
			1448200	120/60 ZR 17 M/C (55W) TL	Roadtec Z6 Front	1448700	160/60 ZR 17 M/C (69W) TL	Roadtec Z6	2.50	2.90		
			1590300	120/60 ZR 17 M/C (55W) TL	Sportec M3	1590800	160/60 ZR 17 M/C (69W) TL	Sportec M3	2.50	2.90		
			10 1927100	120/60 ZR 17 M/C (55W) TL	Roadtec Z6 Interact *	1827000	160/60 ZR 17 M/C (69W) TL	Roadtec Z6 Interact	2.50	2.90		
			10 1971200	120/60 ZR 17 M/C (55W) TL	Sportec M5 Interact	1971300	160/60 ZR 17 M/C (69W) TL	Sportec M5 Interact	2.50	2.90		
		CBR 600 RR (all versions)	PC40		1590500	120/70 ZR 17 M/C (58W) TL	Sportec M3	1591000	180/55 ZR 17 M/C (73W) TL	Sportec M3	2.50	2.90
					1677300	120/70 ZR 17 M/C (58W) TL	Racetec K3 Front	1677500	180/55 ZR 17 M/C (73W) TL	Racetec K3	2.50	2.90
					1826800	120/70 ZR 17 M/C (58W) TL	Roadtec Z6 Interact	1827200	180/55 ZR 17 M/C (73W) TL	Roadtec Z6 Interact	2.50	2.90
					10 1927400	120/70 ZR 17 M/C (58W) TL	Sportec M5 Interact	1927600	180/55 ZR 17 M/C (73W) TL	Sportec M5 Interact	2.50	2.90
					10 1321800	120/70 ZR 17 M/C (58W) TL	SPORTEC M-1	1322000	180/55 ZR 17 M/C (73W) TL	SPORTEC M-1	2.50	2.90
		CBR 600 RR '05	PC 37		1448100	120/70 ZR 17 M/C (58W) TL	Roadtec Z6 Front	1561800	180/55 ZR 17 M/C (73W) TL	Roadtec Z6 C	2.50	2.90
					1448100	120/70 ZR 17 M/C (58W) TL	Roadtec Z6 Front	1827300	180/55 ZR 17 M/C (73W) TL	Roadtec Z6 Interact C	2.50	2.90
					1590500	120/70 ZR 17 M/C (58W) TL	Sportec M3	1591000	180/55 ZR 17 M/C (73W) TL	Sportec M3	2.50	2.90
					1677300	120/70 ZR 17 M/C (58W) TL	Racetec K3 Front	1677500	180/55 ZR 17 M/C (73W) TL	Racetec K3	2.50	2.90
					1826800	120/70 ZR 17 M/C (58W) TL	Roadtec Z6 Interact	1561800	180/55 ZR 17 M/C (73W) TL	Roadtec Z6 C	2.50	2.90
	1826800			120/70 ZR 17 M/C (58W) TL	Roadtec Z6 Interact	1827300	180/55 ZR 17 M/C (73W) TL	Roadtec Z6 Interact C	2.50	2.90		
	1869500			120/70 ZR 17 M/C (58W) TL	Racetec Interact K3	1869900	180/55 ZR 17 M/C (73W) TL	Racetec Interact K3	2.50	2.90		
	10 1927400			120/70 ZR 17 M/C (58W) TL	Sportec M5 Interact	1927600	180/55 ZR 17 M/C (73W) TL	Sportec M5 Interact	2.50	2.90		
	10 1321800			120/70 ZR 17 M/C (58W) TL	SPORTEC M-1	1322000	180/55 ZR 17 M/C (73W) TL	SPORTEC M-1	2.50	2.90		
	1448100			120/70 ZR 17 M/C (58W) TL	Roadtec Z6 Front	1561800	180/55 ZR 17 M/C (73W) TL	Roadtec Z6 C	2.50	2.90		
CBR 600 RR	PC 37		1448100	120/70 ZR 17 M/C (58W) TL	Roadtec Z6 Front	1827300	180/55 ZR 17 M/C (73W) TL	Roadtec Z6 Interact C	2.50	2.90		
			1590500	120/70 ZR 17 M/C (58W) TL	Sportec M3	1591000	180/55 ZR 17 M/C (73W) TL	Sportec M3	2.50	2.90		
			1677300	120/70 ZR 17 M/C (58W) TL	Racetec K3 Front	1677500	180/55 ZR 17 M/C (73W) TL	Racetec K3	2.50	2.90		
			1826800	120/70 ZR 17 M/C (58W) TL	Roadtec Z6 Interact	1561800	180/55 ZR 17 M/C (73W) TL	Roadtec Z6 C	2.50	2.90		
			1826800	120/70 ZR 17 M/C (58W) TL	Roadtec Z6 Interact	1827300	180/55 ZR 17 M/C (73W) TL	Roadtec Z6 Interact C	2.50	2.90		
			1869500	120/70 ZR 17 M/C (58W) TL	Racetec Interact K3	1869900	180/55 ZR 17 M/C (73W) TL	Racetec Interact K3	2.50	2.90		
			10 1927400	120/70 ZR 17 M/C (58W) TL	Sportec M5 Interact	1927600	180/55 ZR 17 M/C (73W) TL	Sportec M5 Interact	2.50	2.90		
			10 1321800	120/70 ZR 17 M/C (58W) TL	SPORTEC M-1	1322000	180/55 ZR 17 M/C (73W) TL	SPORTEC M-1	2.50	2.90		
			1448100	120/70 ZR 17 M/C (58W) TL	Roadtec Z6 Front	1448600	180/55 ZR 17 M/C (73W) TL	Roadtec Z6	2.50	2.90		
			1590500	120/70 ZR 17 M/C (58W) TL	Sportec M3	1591000	180/55 ZR 17 M/C (73W) TL	Sportec M3	2.50	2.90		
Hornet, S (2002)	PC 36		1677300	120/70 ZR 17 M/C (58W) TL	Racetec K3 Front	1677500	180/55 ZR 17 M/C (73W) TL	Racetec K3	2.50	2.90		
			1826800	120/70 ZR 17 M/C (58W) TL	Roadtec Z6 Interact	1827200	180/55 ZR 17 M/C (73W) TL	Roadtec Z6 Interact	2.50	2.90		
			10 1869500	120/70 ZR 17 M/C (58W) TL	Racetec Interact K3	1869900	180/55 ZR 17 M/C (73W) TL	Racetec Interact K3	2.50	2.90		
			10 1927400	120/70 ZR 17 M/C (58W) TL	Sportec M5 Interact	1927600	180/55 ZR 17 M/C (73W) TL	Sportec M5 Interact	2.50	2.90		
			1321800	120/70 ZR 17 M/C (58W) TL	SPORTEC M-1	1322000	180/55 ZR 17 M/C (73W) TL	SPORTEC M-1	2.50	2.90		
			1448100	120/70 ZR 17 M/C (58W) TL	Roadtec Z6 Front	1448600	180/55 ZR 17 M/C (73W) TL	Roadtec Z6	2.50	2.90		
Hornet, S 2000	PC 34		1590500	120/70 ZR 17 M/C (58W) TL	Sportec M3	1591000	180/55 ZR 17 M/C (73W) TL	Sportec M3	2.50	2.90		
			1677300	120/70 ZR 17 M/C (58W) TL	Racetec K3 Front	1677500	180/55 ZR 17 M/C (73W) TL	Racetec K3	2.50	2.90		
			1826800	120/70 ZR 17 M/C (58W) TL	Roadtec Z6 Interact	1448600	180/55 ZR 17 M/C (73W) TL	Roadtec Z6	2.50	2.90		
			1826800	120/70 ZR 17 M/C (58W) TL	Roadtec Z6 Interact	1827200	180/55 ZR 17 M/C (73W) TL	Roadtec Z6 Interact	2.50	2.90		
			10 1869500	120/70 ZR 17 M/C (58W) TL	Racetec Interact K3	1869900	180/55 ZR 17 M/C (73W) TL	Racetec Interact K3	2.50	2.90		
			10 1927400	120/70 ZR 17 M/C (58W) TL	Sportec M5 Interact	1927600	180/55 ZR 17 M/C (73W) TL	Sportec M5 Interact	2.50	2.90		
			1321800	120/70 ZR 17 M/C (58W) TL	SPORTEC M-1	1322000	180/55 ZR 17 M/C (73W) TL	SPORTEC M-1	2.50	2.90		
			1448100	120/70 ZR 17 M/C (58W) TL	Roadtec Z6 Front	1448600	180/55 ZR 17 M/C (73W) TL	Roadtec Z6	2.50	2.90		
			1448100	120/70 ZR 17 M/C (58W) TL	Roadtec Z6 Front	1827200	180/55 ZR 17 M/C (73W) TL	Roadtec Z6 Interact	2.50	2.90		
			1590500	120/70 ZR 17 M/C (58W) TL	Sportec M3	1591000	180/55 ZR 17 M/C (73W) TL	Sportec M3	2.50	2.90		
Hornet 600 (2003 - 2004)	PC 36		1677300	120/70 ZR 17 M/C (58W) TL	Racetec K3 Front	1677500	180/55 ZR 17 M/C (73W) TL	Racetec K3	2.50	2.90		
			1826800	120/70 ZR 17 M/C (58W) TL	Roadtec Z6 Interact	1448600	180/55 ZR 17 M/C (73W) TL	Roadtec Z6	2.50	2.90		
			1826800	120/70 ZR 17 M/C (58W) TL	Roadtec Z6 Interact	1827200	180/55 ZR 17 M/C (73W) TL	Roadtec Z6 Interact	2.50	2.90		
			10 1869500	120/70 ZR 17 M/C (58W) TL	Racetec Interact K3	1869900	180/55 ZR 17 M/C (73W) TL	Racetec Interact K3	2.50	2.90		
			10 1927400	120/70 ZR 17 M/C (58W) TL	Sportec M5 Interact	1927600	180/55 ZR 17 M/C (73W) TL	Sportec M5 Interact	2.50	2.90		
			10 1321800	120/70 ZR 17 M/C (58W) TL	SPORTEC M-1	1322000	180/55 ZR 17 M/C (73W) TL	SPORTEC M-1	2.50	2.90		
Hornet 600 '05	PC 36		1590500	120/70 ZR 17 M/C (58W) TL	Sportec M3	1591000	180/55 ZR 17 M/C (73W) TL	Sportec M3	2.50	2.90		
			10 1869500	120/70 ZR 17 M/C (58W) TL	Racetec Interact K3	1869900	180/55 ZR 17 M/C (73W) TL	Racetec Interact K3	2.50	2.90		
			10 1927400	120/70 ZR 17 M/C (58W) TL	Sportec M5 Interact	1927600	180/55 ZR 17 M/C (73W) TL	Sportec M5 Interact	2.50	2.90		
			10 1590500	120/70 ZR 17 M/C (58W) TL	Sportec M3	1591000	180/55 ZR 17 M/C (73W) TL	Sportec M3	2.50	2.90		
			10 1927400	120/70 ZR 17 M/C (58W) TL	Sportec M5 Interact	1927600	180/55 ZR 17 M/C (73W) TL	Sportec M5 Interact	2.50	2.90		
Hornet 600	PC41		10 1590500	120/70 ZR 17 M/C (58W) TL	Sportec M3	1591000	180/55 ZR 17 M/C (73W) TL	Sportec M3	2.50	2.90		
			10 1927400	120/70 ZR 17 M/C (58W) TL	Sportec M5 Interact	1927600	180/55 ZR 17 M/C (73W) TL	Sportec M5 Interact	2.50	2.90		
CB 650	RC 03		1531300	3.25 - 19 M/C 54H TL	Lasertec Front	1533900	4.00 - 18 M/C 64V TL	Lasertec	2.00	2.00		

CBX 650 E	RC 13			1530000	100/90 - 19 M/C 57H TL	Lasertec Front	1532300	130/90 - 16 M/C 67H TL	Lasertec	2.30	2.30
CX 650 EuroSport	RC 12			1529800	100/90 - 18 M/C 56H TL	Lasertec Front	1532000	120/80 - 18 M/C 62H TL	Lasertec	2.30	2.30
NT 650V Deauville				0894900	120/70 ZR 17 M/C (58W) TL	ME Z4 FRONT	0948000	150/70 ZR 17 (69W) TL	ME Z4	2.50	2.90
				1448100	120/70 ZR 17 M/C (58W) TL	Roadtec Z6 Front	1448800	150/70 ZR 17 M/C (69W) TL	Roadtec Z6	2.50	2.90
			10	1826800	120/70 ZR 17 M/C (58W) TL	Roadtec Z6 Interact	1926900	150/70 ZR 17 M/C (69W) TL	Roadtec Z6 Interact	2.50	2.90
NTV 650	RC 33			1530400	110/80 - 17 M/C 57H TL	Lasertec Front	1533500	150/70 - 17 M/C 69H TL	Lasertec	2.30	2.30
Deauville / ABS	RC52			1448100	120/70 ZR 17 M/C (58W) TL	Roadtec Z6 Front	1448800	150/70 ZR 17 M/C (69W) TL	Roadtec Z6	2.50	2.90
			10	1826800	120/70 ZR 17 M/C (58W) TL	Roadtec Z6 Interact	1926900	150/70 ZR 17 M/C (69W) TL	Roadtec Z6 Interact	2.50	2.90
CB 750 F/F2	RC 04			1531400	3.25 - 19 M/C 54V TL	Lasertec Front	1533900	4.00 - 18 M/C 64V TL	Lasertec	2.30	2.30
				1530000	100/90 - 19 M/C 57H TL	Lasertec Front	1532100	120/90 - 18 M/C 65H TL	Lasertec	2.30	2.30
CB 750 F1,F2	CB750,F,G,K0-K6			1531300	3.25 - 19 M/C 54H TL	Lasertec Front	1532100	120/90 - 18 M/C 65H TL	Lasertec	2.30	2.30
				1531500	3.50 - 19 M/C 57H TL	Lasertec Front	1533900	4.00 - 18 M/C 64V TL	Lasertec	2.30	2.30
				1531300	3.25 - 19 M/C 54H TL	Lasertec Front	1533900	4.00 - 18 M/C 64V TL	Lasertec	2.30	2.30
CB 750 KZ	RC 01			1531400	3.25 - 19 M/C 54V TL	Lasertec Front	1533900	4.00 - 18 M/C 64V TL	Lasertec	2.00	2.50
				1530000	100/90 - 19 M/C 57H TL	Lasertec Front	1532100	120/90 - 18 M/C 65H TL	Lasertec	2.00	2.50
CBR 750 Hurricane				0162400	110/80 V 17 V250 (57V) TL	ME 33 LASER#	0155700	140/70 VB 18 (67V) TL	ME 99 A2#	2.40	2.70
				0165400	110/80 VB 17 V250 (57V) TL	ME 33 LASER CompK#	0134600	140/70 VB 18 (67V) TL	ME 1 CompK#	2.40	2.70
CB Seven Fifty	RC 42			0894900	120/70 ZR 17 M/C (58W) TL	ME Z4 FRONT	0948000	150/70 ZR 17 (69W) TL	ME Z4	2.50	2.50
				1448100	120/70 ZR 17 M/C (58W) TL	Roadtec Z6 Front	1448800	150/70 ZR 17 M/C (69W) TL	Roadtec Z6	2.50	2.50
				1531200	120/70 - 17 M/C 58V TL	Lasertec Front	1533600	150/70 B 17 M/C 69V TL	Lasertec	2.50	2.50
			10	1826800	120/70 ZR 17 M/C (58W) TL	Roadtec Z6 Interact	1926900	150/70 ZR 17 M/C (69W) TL	Roadtec Z6 Interact	2.50	2.50
CBX 750 F	RC 17			1534600	110/90 V 16 M/C (59V) TL	Lasertec Front	1533100	130/80 V 18 M/C (66V) TL	Lasertec	2.50	2.50
RVF 750 R	RC 45		12	1590600	130/70 ZR 16 M/C (61W) TL	Sportec M3	1591100	190/50 ZR 17 M/C (73W) TL	Sportec M3	2.50	2.90
VF 750 FD,FE				1531000	120/80 V 16 M/C (60V) TL	Lasertec Front	1533100	130/80 V 18 M/C (66V) TL	Lasertec	2.30	2.50
VF 750 S	RC 07		27	1530700	110/90 V 18 M/C (61V) TL	Lasertec Front	1532800	130/90 - 17 M/C 68H TL	Lasertec	2.30	2.30
VFR 750 FG	RC 24			1534600	110/90 V 16 M/C (59V) TL	Lasertec Front	1533100	130/80 V 18 M/C (66V) TL	Lasertec	2.50	2.50
VFR750FL,FM,FN,FP	RC 36			0894900	120/70 ZR 17 M/C (58W) TL	ME Z4 FRONT	0893600	170/60 ZR 17 M/C (72W) TL	ME Z4	2.50	2.90
				1448100	120/70 ZR 17 M/C (58W) TL	Roadtec Z6 Front	1449100	170/60 ZR 17 M/C (72W) TL	Roadtec Z6	2.50	2.90
				1448100	120/70 ZR 17 M/C (58W) TL	Roadtec Z6 Front	1827100	170/60 ZR 17 M/C (72W) TL	Roadtec Z6 Interact	2.50	2.90
				1590500	120/70 ZR 17 M/C (58W) TL	Sportec M3	1590900	170/60 ZR 17 M/C (72W) TL	Sportec M3	2.50	2.90
				1826800	120/70 ZR 17 M/C (58W) TL	Roadtec Z6 Interact	1449100	170/60 ZR 17 M/C (72W) TL	Roadtec Z6	2.50	2.90
				1826800	120/70 ZR 17 M/C (58W) TL	Roadtec Z6 Interact	1827100	170/60 ZR 17 M/C (72W) TL	Roadtec Z6 Interact	2.50	2.90
				0894900	120/70 ZR 17 M/C (58W) TL	ME Z4 FRONT	0894800	180/55 ZR 17 M/C (73W) TL	ME Z4	2.50	2.90
				1321800	120/70 ZR 17 M/C (58W) TL	SPORTEC M-1	1418400	180/55 ZR 17 M/C (73W) TL	SPORTEC M-1 B	2.50	2.90
				1448100	120/70 ZR 17 M/C (58W) TL	Roadtec Z6 Front	1448600	180/55 ZR 17 M/C (73W) TL	Roadtec Z6	2.50	2.90
				1826800	120/70 ZR 17 M/C (58W) TL	Roadtec Z6 Interact	1827200	180/55 ZR 17 M/C (73W) TL	Roadtec Z6 Interact	2.50	2.90
VFR 750 FR,FS,RC36			10	1927400	120/70 ZR 17 M/C (58W) TL	Sportec M5 Interact	1927600	180/55 ZR 17 M/C (73W) TL	Sportec M5 Interact	2.50	2.90
				0894900	120/70 ZR 17 M/C (58W) TL	ME Z4 FRONT	0893600	170/60 ZR 17 M/C (72W) TL	ME Z4	2.50	2.90
				1448100	120/70 ZR 17 M/C (58W) TL	Roadtec Z6 Front	1449100	170/60 ZR 17 M/C (72W) TL	Roadtec Z6	2.50	2.90
				1448100	120/70 ZR 17 M/C (58W) TL	Roadtec Z6 Front	1827100	170/60 ZR 17 M/C (72W) TL	Roadtec Z6 Interact	2.50	2.90
				1590500	120/70 ZR 17 M/C (58W) TL	Sportec M3	1590900	170/60 ZR 17 M/C (72W) TL	Sportec M3	2.50	2.90
				1826800	120/70 ZR 17 M/C (58W) TL	Roadtec Z6 Interact	1449100	170/60 ZR 17 M/C (72W) TL	Roadtec Z6	2.50	2.90
				1826800	120/70 ZR 17 M/C (58W) TL	Roadtec Z6 Interact	1827100	170/60 ZR 17 M/C (72W) TL	Roadtec Z6 Interact	2.50	2.90
VFR 750 F	RC 24			1534700	110/80 V 17 M/C (57V) TL	Lasertec Front	0135700	140/80 VB 17 V250 (69V) TL	ME 1 CompK#	2.50	2.90
				1534700	110/80 V 17 M/C (57V) TL	Lasertec Front	1534900	140/80 VB 17 M/C (69V) TL	Lasertec	2.50	2.90
				1534700	110/80 V 17 M/C (57V) TL	Lasertec Front	1533700	150/70 VB 17 M/C (69V) TL	Lasertec	2.50	2.90
PC 800 Pacific Coast				0126800	120/80 - 17 67H reinf.TL	MARATHON ML2 Front #	0714300	140/80 B 15 M/C 73H reinf.TL	MARATHON ML2 Plus#	2.30	2.85
VFR / VFR - ABS (ab BJ '02)	RC46			1352100	120/70 ZR 17 M/C (58W) TL	ME Z4 A Front	0966600	180/55 ZR 17 (73W) TL	ME Z4 A	2.50	2.90
				1321800	120/70 ZR 17 M/C (58W) TL	SPORTEC M-1	1322000	180/55 ZR 17 M/C (73W) TL	SPORTEC M-1	2.50	2.90
				1611000	120/70 ZR 17 M/C (58W) TL	Roadtec Z6 G Front	1561800	180/55 ZR 17 M/C (73W) TL	Roadtec Z6 C	2.50	2.90
				1826900	120/70 ZR 17 M/C (58W) TL	Roadtec Z6 Interact G	1827300	180/55 ZR 17 M/C (73W) TL	Roadtec Z6 Interact C	2.50	2.90
			10	1590500	120/70 ZR 17 M/C (58W) TL	Sportec M3	1591000	180/55 ZR 17 M/C (73W) TL	Sportec M3	2.50	2.90
			10	1927400	120/70 ZR 17 M/C (58W) TL	Sportec M5 Interact	1927600	180/55 ZR 17 M/C (73W) TL	Sportec M5 Interact	2.50	2.90
VFR 800				0894900	120/70 ZR 17 M/C (58W) TL	ME Z4 FRONT	0966600	180/55 ZR 17 (73W) TL	ME Z4 A	2.50	2.90
				0894900	120/70 ZR 17 M/C (58W) TL	ME Z4 FRONT	1448600	180/55 ZR 17 M/C (73W) TL	Roadtec Z6	2.50	2.90
				1321800	120/70 ZR 17 M/C (58W) TL	SPORTEC M-1	1322000	180/55 ZR 17 M/C (73W) TL	SPORTEC M-1	2.50	2.90
				1448100	120/70 ZR 17 M/C (58W) TL	Roadtec Z6 Front	1448600	180/55 ZR 17 M/C (73W) TL	Roadtec Z6	2.50	2.90
				1590500	120/70 ZR 17 M/C (58W) TL	Sportec M3	1591000	180/55 ZR 17 M/C (73W) TL	Sportec M3	2.50	2.90
				1611000	120/70 ZR 17 M/C (58W) TL	Roadtec Z6 G Front	1561800	180/55 ZR 17 M/C (73W) TL	Roadtec Z6 C	2.50	2.90





MANUFACTURER	TYPE	Footnotes	FRONT TYRE			REAR TYRE			Inflation Pressure (bar)	
			IP-code	Size	Metzeler-Tread Pattern	IP-code	Size	Metzeler-Tread Pattern	Front	Rear
			1611000	120/70 ZR 17 M/C (58W) TL	Roadtec Z6 G Front	1827300	180/55 ZR 17 M/C (73W) TL	Roadtec Z6 Interact C	2.50	2.90
			1826900	120/70 ZR 17 M/C (58W) TL	Roadtec Z6 Interact G	1561800	180/55 ZR 17 M/C (73W) TL	Roadtec Z6 C	2.50	2.90
			1826900	120/70 ZR 17 M/C (58W) TL	Roadtec Z6 Interact G	1827300	180/55 ZR 17 M/C (73W) TL	Roadtec Z6 Interact C	2.50	2.90
		10	1927400	120/70 ZR 17 M/C (58W) TL	Sportec M5 Interact	1927600	180/55 ZR 17 M/C (73W) TL	Sportec M5 Interact	2.50	2.90
CB 900 F, F2	SC 01		1531400	3.25 - 19 M/C 54V TL	Lasertec Front	1533900	4.00 - 18 M/C 64V TL	Lasertec	2.25	2.80
			1530100	100/90 - 19 M/C 57V TL	Lasertec Front	1532200	120/90 - 18 M/C 65V TL	Lasertec	2.25	2.80
CB 900 FF2	SC 09		1534500	100/90 V 18 M/C (56V) TL	Lasertec Front	1533100	130/80 V 18 M/C (66V) TL	Lasertec	2.50	2.50
CBR 900 RR Fireblade	SC 28		1590600	130/70 ZR 16 M/C (61W) TL	Sportec M3	1591000	180/55 ZR 17 M/C (73W) TL	Sportec M3	2.50	2.90
CBR 900 RR Fireblade	SC 33		1590600	130/70 ZR 16 M/C (61W) TL	Sportec M3	1591000	180/55 ZR 17 M/C (73W) TL	Sportec M3	2.50	2.90
CBR 900 RR Fireblade	SC 44		0894900	120/70 ZR 17 M/C (58W) TL	ME Z4 FRONT	0948400	190/50 ZR 17 (73W) TL	ME Z4	2.50	2.90
			1321800	120/70 ZR 17 M/C (58W) TL	SPORTEC M-1	1321900	190/50 ZR 17 M/C (73W) TL	SPORTEC M-1	2.50	2.90
			1448100	120/70 ZR 17 M/C (58W) TL	Roadtec Z6 Front	1449000	190/50 ZR 17 M/C (73W) TL	Roadtec Z6	2.50	2.90
			1590500	120/70 ZR 17 M/C (58W) TL	Sportec M3	1591100	190/50 ZR 17 M/C (73W) TL	Sportec M3	2.50	2.90
			1826800	120/70 ZR 17 M/C (58W) TL	Roadtec Z6 Interact	1868300	190/50 ZR 17 M/C (73W) TL	Roadtec Z6 Interact	2.50	2.90
			1869500	120/70 ZR 17 M/C (58W) TL	Racetec Interact K3	1870400	190/50 ZR 17 M/C (73W) TL	Racetec Interact K3	2.50	2.90
		10	1677300	120/70 ZR 17 M/C (58W) TL	Racetec K3 Front	1677600	190/50 ZR 17 M/C (73W) TL	Racetec K3	2.50	2.90
		10	1927400	120/70 ZR 17 M/C (58W) TL	Sportec M5 Interact	1948500	190/50 ZR 17 M/C (73W) TL	Sportec M5 Interact	2.50	2.90
FireBlade	SC 50		1321800	120/70 ZR 17 M/C (58W) TL	SPORTEC M-1	1321900	190/50 ZR 17 M/C (73W) TL	SPORTEC M-1	2.50	2.90
			1321800	120/70 ZR 17 M/C (58W) TL	SPORTEC M-1	1591100	190/50 ZR 17 M/C (73W) TL	Sportec M3	2.50	2.90
			1448100	120/70 ZR 17 M/C (58W) TL	Roadtec Z6 Front	1449000	190/50 ZR 17 M/C (73W) TL	Roadtec Z6	2.50	2.90
			1590500	120/70 ZR 17 M/C (58W) TL	Sportec M3	1591100	190/50 ZR 17 M/C (73W) TL	Sportec M3	2.50	2.90
			1869500	120/70 ZR 17 M/C (58W) TL	Racetec Interact K3	1870400	190/50 ZR 17 M/C (73W) TL	Racetec Interact K3	2.50	2.90
		10	1677300	120/70 ZR 17 M/C (58W) TL	Racetec K3 Front	1677600	190/50 ZR 17 M/C (73W) TL	Racetec K3	2.50	2.90
		10	1826800	120/70 ZR 17 M/C (58W) TL	Roadtec Z6 Interact	1868300	190/50 ZR 17 M/C (73W) TL	Roadtec Z6 Interact	2.50	2.90
		10	1927400	120/70 ZR 17 M/C (58W) TL	Sportec M5 Interact	1948500	190/50 ZR 17 M/C (73W) TL	Sportec M5 Interact	2.50	2.90
Hornet 900	SC 48		1590500	120/70 ZR 17 M/C (58W) TL	Sportec M3	1591000	180/55 ZR 17 M/C (73W) TL	Sportec M3	2.50	2.90
			1677300	120/70 ZR 17 M/C (58W) TL	Racetec K3 Front	1677500	180/55 ZR 17 M/C (73W) TL	Racetec K3	2.50	2.90
		10	1869500	120/70 ZR 17 M/C (58W) TL	Racetec Interact K3	1869900	180/55 ZR 17 M/C (73W) TL	Racetec Interact K3	2.50	2.90
		10	1927400	120/70 ZR 17 M/C (58W) TL	Sportec M5 Interact	1927600	180/55 ZR 17 M/C (73W) TL	Sportec M5 Interact	2.50	2.90
CB 1000 R (all versions)	SC60		1590500	120/70 ZR 17 M/C (58W) TL	Sportec M3	1591000	180/55 ZR 17 M/C (73W) TL	Sportec M3	2.50	2.90
		10	1826800	120/70 ZR 17 M/C (58W) TL	Roadtec Z6 Interact	1827200	180/55 ZR 17 M/C (73W) TL	Roadtec Z6 Interact	2.50	2.90
		10	1927400	120/70 ZR 17 M/C (58W) TL	Sportec M5 Interact	1927600	180/55 ZR 17 M/C (73W) TL	Sportec M5 Interact	2.50	2.90
CBF 1000; Limited Edition	SC58		1448100	120/70 ZR 17 M/C (58W) TL	Roadtec Z6 Front	1448700	160/60 ZR 17 M/C (69W) TL	Roadtec Z6	2.50	2.90
		10	1826800	120/70 ZR 17 M/C (58W) TL	Roadtec Z6 Interact	1827000	160/60 ZR 17 M/C (69W) TL	Roadtec Z6 Interact	2.50	2.90
		10	1927400	120/70 ZR 17 M/C (58W) TL	Sportec M5 Interact	1971300	160/60 ZR 17 M/C (69W) TL	Sportec M5 Interact	2.50	2.90
CBF 1000 F	SC64		1590500	120/70 ZR 17 M/C (58W) TL	Sportec M3	1590800	160/60 ZR 17 M/C (69W) TL	Sportec M3	-	-
		10	1826800	120/70 ZR 17 M/C (58W) TL	Roadtec Z6 Interact	1827000	160/60 ZR 17 M/C (69W) TL	Roadtec Z6 Interact	-	-
		10	1927400	120/70 ZR 17 M/C (58W) TL	Sportec M5 Interact	1971300	160/60 ZR 17 M/C (69W) TL	Sportec M5 Interact	-	-
CBR 1000 F	SC 21		1534700	110/80 V 17 M/C (57V) TL	Lasertec Front	1534900	140/80 VB 17 M/C (69V) TL	Lasertec	2.50	2.90
CBR 1000 F	SC 24		0894900	120/70 ZR 17 M/C (58W) TL	ME Z4 FRONT	0893600	170/60 ZR 17 M/C (72W) TL	ME Z4	2.50	2.90
			1448100	120/70 ZR 17 M/C (58W) TL	Roadtec Z6 Front	1449100	170/60 ZR 17 M/C (72W) TL	Roadtec Z6	2.50	2.90
			1448100	120/70 ZR 17 M/C (58W) TL	Roadtec Z6 Front	1827100	170/60 ZR 17 M/C (72W) TL	Roadtec Z6 Interact	2.50	2.90
			1590500	120/70 ZR 17 M/C (58W) TL	Sportec M3	1590900	170/60 ZR 17 M/C (72W) TL	Sportec M3	2.50	2.90
			1826800	120/70 ZR 17 M/C (58W) TL	Roadtec Z6 Interact	1449100	170/60 ZR 17 M/C (72W) TL	Roadtec Z6	2.50	2.90
			1826800	120/70 ZR 17 M/C (58W) TL	Roadtec Z6 Interact	1827100	170/60 ZR 17 M/C (72W) TL	Roadtec Z6 Interact	2.50	2.90
			0894900	120/70 ZR 17 M/C (58W) TL	ME Z4 FRONT	0894800	180/55 ZR 17 M/C (73W) TL	ME Z4	2.50	2.90
			0966500	120/70 ZR 17 M/C (58W) TL	ME Z4 B FRONT	0894800	180/55 ZR 17 M/C (73W) TL	ME Z4	2.50	2.90
			1321800	120/70 ZR 17 M/C (58W) TL	SPORTEC M-1	1418400	180/55 ZR 17 M/C (73W) TL	SPORTEC M-1 B	2.50	2.90
CBR 1000 RR Fireblade (all versions)	SC59		1590500	120/70 ZR 17 M/C (58W) TL	Sportec M3	1591100	190/50 ZR 17 M/C (73W) TL	Sportec M3	2.50	2.90
			1677300	120/70 ZR 17 M/C (58W) TL	Racetec K3 Front	1677600	190/50 ZR 17 M/C (73W) TL	Racetec K3	2.50	2.90
			1869500	120/70 ZR 17 M/C (58W) TL	Racetec Interact K3	1870400	190/50 ZR 17 M/C (73W) TL	Racetec Interact K3	2.50	2.90
		10	1826800	120/70 ZR 17 M/C (58W) TL	Roadtec Z6 Interact	1868300	190/50 ZR 17 M/C (73W) TL	Roadtec Z6 Interact	2.50	2.90
		10	1927400	120/70 ZR 17 M/C (58W) TL	Sportec M5 Interact	1948500	190/50 ZR 17 M/C (73W) TL	Sportec M5 Interact	2.50	2.90

CBX 1000	CB 1			1530100	100/90 - 19 M/C 57V TL	Lasertec Front	1532200	120/90 - 18 M/C 65V TL	Lasertec	2.50	2.50
CBX Pro Link	SC 06			1530100	100/90 - 19 M/C 57V TL	Lasertec Front	1533100	130/80 V 18 M/C (66V) TL	Lasertec	2.50	2.90
Fireblade CBR1000RR '06	SC57			1590500	120/70 ZR 17 M/C (58W) TL	Sportec M3	1591100	190/50 ZR 17 M/C (73W) TL	Sportec M3	2.50	2.90
				1677300	120/70 ZR 17 M/C (58W) TL	Racetec K3 Front	1677600	190/50 ZR 17 M/C (73W) TL	Racetec K3	2.50	2.90
				1869500	120/70 ZR 17 M/C (58W) TL	Racetec Interact K3	1870400	190/50 ZR 17 M/C (73W) TL	Racetec Interact K3	2.50	2.90
			10	1927400	120/70 ZR 17 M/C (58W) TL	Sportec M5 Interact	1948500	190/50 ZR 17 M/C (73W) TL	Sportec M5 Interact	2.50	2.90
Fireblade CBR1000RR '04	SC 57			1448100	120/70 ZR 17 M/C (58W) TL	Roadtec Z6 Front	1449000	190/50 ZR 17 M/C (73W) TL	Roadtec Z6	2.50	2.90
				1590500	120/70 ZR 17 M/C (58W) TL	Sportec M3	1591100	190/50 ZR 17 M/C (73W) TL	Sportec M3	2.50	2.90
				1677300	120/70 ZR 17 M/C (58W) TL	Racetec K3 Front	1677600	190/50 ZR 17 M/C (73W) TL	Racetec K3	2.50	2.90
				1826800	120/70 ZR 17 M/C (58W) TL	Roadtec Z6 Interact	1868300	190/50 ZR 17 M/C (73W) TL	Roadtec Z6 Interact	2.50	2.90
				1869500	120/70 ZR 17 M/C (58W) TL	Racetec Interact K3	1870400	190/50 ZR 17 M/C (73W) TL	Racetec Interact K3	2.50	2.90
			10	1927400	120/70 ZR 17 M/C (58W) TL	Sportec M5 Interact	1948500	190/50 ZR 17 M/C (73W) TL	Sportec M5 Interact	2.50	2.90
VF 1000 F.F2	SC 15			1534500	100/90 V 18 M/C (56V) TL	Lasertec Front	1534900	140/80 VB 17 M/C (69V) TL	Lasertec	2.50	2.50
VF 1000 F	SC 15			1531000	120/80 V 16 M/C (60V) TL	Lasertec Front	0135700	140/80 VB 17 V250 (69V) TL	ME 1 CompK#	2.50	2.50
				1531000	120/80 V 16 M/C (60V) TL	Lasertec Front	1534900	140/80 VB 17 M/C (69V) TL	Lasertec	2.50	2.50
VF 1000 R	SC 16			1531100	120/80 VB 16 M/C (60V) TL	Lasertec Front	0135700	140/80 VB 17 V250 (69V) TL	ME 1 CompK#	-	-
				1531100	120/80 VB 16 M/C (60V) TL	Lasertec Front	1534900	140/80 VB 17 M/C (69V) TL	Lasertec	2.50	2.50
VTR 1000 F Firestorm	SC 36			1321800	120/70 ZR 17 M/C (58W) TL	SPORTEC M-1	1322000	180/55 ZR 17 M/C (73W) TL	SPORTEC M-1	2.50	2.90
				1448100	120/70 ZR 17 M/C (58W) TL	Roadtec Z6 Front	1448600	180/55 ZR 17 M/C (73W) TL	Roadtec Z6	2.50	2.90
				1448100	120/70 ZR 17 M/C (58W) TL	Roadtec Z6 Front	1827200	180/55 ZR 17 M/C (73W) TL	Roadtec Z6 Interact	2.50	2.90
				1590500	120/70 ZR 17 M/C (58W) TL	Sportec M3	1591000	180/55 ZR 17 M/C (73W) TL	Sportec M3	2.50	2.90
				1677300	120/70 ZR 17 M/C (58W) TL	Racetec K3 Front	1677500	180/55 ZR 17 M/C (73W) TL	Racetec K3	2.50	2.90
				1826800	120/70 ZR 17 M/C (58W) TL	Roadtec Z6 Interact	1448600	180/55 ZR 17 M/C (73W) TL	Roadtec Z6	2.50	2.90
				1826800	120/70 ZR 17 M/C (58W) TL	Roadtec Z6 Interact	1827200	180/55 ZR 17 M/C (73W) TL	Roadtec Z6 Interact	2.50	2.90
			10	1869500	120/70 ZR 17 M/C (58W) TL	Racetec Interact K3	1869900	180/55 ZR 17 M/C (73W) TL	Racetec Interact K3	2.50	2.90
			10	1927400	120/70 ZR 17 M/C (58W) TL	Sportec M5 Interact	1927600	180/55 ZR 17 M/C (73W) TL	Sportec M5 Interact	2.50	2.90
VTR 1000 SP-1	SC 45		29	1321800	120/70 ZR 17 M/C (58W) TL	SPORTEC M-1	1321900	190/50 ZR 17 M/C (73W) TL	SPORTEC M-1	2.50	2.90
				1321800	120/70 ZR 17 M/C (58W) TL	SPORTEC M-1	1591100	190/50 ZR 17 M/C (73W) TL	Sportec M3	2.50	2.90
				1590500	120/70 ZR 17 M/C (58W) TL	Sportec M3	1591100	190/50 ZR 17 M/C (73W) TL	Sportec M3	2.50	2.90
				1677300	120/70 ZR 17 M/C (58W) TL	Racetec K3 Front	1677600	190/50 ZR 17 M/C (73W) TL	Racetec K3	2.50	2.90
				1869500	120/70 ZR 17 M/C (58W) TL	Racetec Interact K3	1870400	190/50 ZR 17 M/C (73W) TL	Racetec Interact K3	2.50	2.90
				1927400	120/70 ZR 17 M/C (58W) TL	Sportec M5 Interact	1948500	190/50 ZR 17 M/C (73W) TL	Sportec M5 Interact	2.50	2.90
VTR 1000 SP-2	SC 45		29	1321800	120/70 ZR 17 M/C (58W) TL	SPORTEC M-1	1321900	190/50 ZR 17 M/C (73W) TL	SPORTEC M-1	2.50	2.90
				1590500	120/70 ZR 17 M/C (58W) TL	Sportec M3	1591100	190/50 ZR 17 M/C (73W) TL	Sportec M3	2.50	2.90
				1677300	120/70 ZR 17 M/C (58W) TL	Racetec K3 Front	1677600	190/50 ZR 17 M/C (73W) TL	Racetec K3	2.50	2.90
				1869500	120/70 ZR 17 M/C (58W) TL	Racetec Interact K3	1870400	190/50 ZR 17 M/C (73W) TL	Racetec Interact K3	2.50	2.90
				1927400	120/70 ZR 17 M/C (58W) TL	Sportec M5 Interact	1948500	190/50 ZR 17 M/C (73W) TL	Sportec M5 Interact	2.50	2.90
CB 1100 F	SC 11			1534500	100/90 V 18 M/C (56V) TL	Lasertec Front	1532900	130/90 - 17 M/C 68V TL	Lasertec	2.50	2.50
CB 1100 R	SC 08			1534500	100/90 V 18 M/C (56V) TL	Lasertec Front	1533100	130/80 V 18 M/C (66V) TL	Lasertec	2.50	2.90
CB 1100 SF (X-Eleven)	SC 42			1707200	120/70 ZR 17 M/C (58W) TL	Sportec M3 C	1707300	180/55 ZR 17 M/C (73W) TL	Sportec M3 C	2.50	2.90
				1826900	120/70 ZR 17 M/C (58W) TL	Roadtec Z6 Interact G	1827300	180/55 ZR 17 M/C (73W) TL	Roadtec Z6 Interact C	2.50	2.90
				1927400	120/70 ZR 17 M/C (58W) TL	Sportec M5 Interact	1927600	180/55 ZR 17 M/C (73W) TL	Sportec M5 Interact	2.50	2.90
CBR 1100 XX Super Blackbird	SC 35		29	0894900	120/70 ZR 17 M/C (58W) TL	ME Z4 FRONT	0894800	180/55 ZR 17 M/C (73W) TL	ME Z4	2.90	2.90
				1448100	120/70 ZR 17 M/C (58W) TL	Roadtec Z6 Front	1448600	180/55 ZR 17 M/C (73W) TL	Roadtec Z6	2.90	2.90
				1707200	120/70 ZR 17 M/C (58W) TL	Sportec M3 C	1707300	180/55 ZR 17 M/C (73W) TL	Sportec M3 C	2.90	2.90
				1927400	120/70 ZR 17 M/C (58W) TL	Sportec M5 Interact	1927600	180/55 ZR 17 M/C (73W) TL	Sportec M5 Interact	2.90	2.90
GL 1100				0127000	120/90 B 18 71H reinf.TL	MARATHON ML2 Front #	0688000	140/90 B 16 77H reinf.TL	MARATHON ML2 Plus#	2.40	2.60
GL 1100/ DX	SC 02			1530800	110/90 - 19 M/C 62H TL	Lasertec Front	1532800	130/90 - 17 M/C 68H TL	Lasertec	2.30	2.50
ST 1100 96 CBS-ABS/TCS	SC 26			1014700	120/70 ZR 18 59W TL	ME Z4 FRONT	0948200	160/70 ZR 17 73W TL	ME Z4	2.50	2.90
				1445200	120/70 ZR 18 M/C (59W) TL	ME Z4 FRONT	0948200	160/70 ZR 17 73W TL	ME Z4	2.50	2.90
				1448400	120/70 ZR 18 M/C (59W) TL	Roadtec Z6 Front	1619500	160/70 ZR 17 M/C 73W TL	Roadtec Z6	2.50	2.90
			10	1927000	120/70 ZR 18 M/C (59W) TL	Roadtec Z6 Interact *	1927300	160/70 ZR 17 M/C 73W TL	Roadtec Z6 Interact	2.50	2.90
ST 1100 Pan European	SC 26			1530600	110/80 - 18 M/C 58V TL	Lasertec Front	1533800	160/70 B 17 M/C 73V TL	Lasertec	2.50	2.90
				1927200	110/80 ZR 18 M/C (58W) TL	Roadtec Z6 Interact	1927300	160/70 ZR 17 M/C 73W TL	Roadtec Z6 Interact	2.50	2.90
GL 1200 DX	SC 14			1040800	130/90 - 16 M/C 67H TL	ME 880 MARATHON Front	1041800	150/90 B 15 M/C 80H reinf.TL	ME 880 MARATHON	2.50	2.50
VFR 1200 F	SC63		10	1590500	120/70 ZR 17 M/C (58W) TL	Sportec M3	1755100	190/55 ZR 17 M/C (75W) TL	Sportec M3 E	2.50	2.90
				1927400	120/70 ZR 17 M/C (58W) TL	Sportec M5 Interact	1927500	190/55 ZR 17 M/C (75W) TL	Sportec M5 Interact	2.50	2.90
CB 1300 2003-04	SC 54			1707200	120/70 ZR 17 M/C (58W) TL	Sportec M3 C	1591000	180/55 ZR 17 M/C (73W) TL	Sportec M3	2.50	2.90
				1826800	120/70 ZR 17 M/C (58W) TL	Roadtec Z6 Interact	1827200	180/55 ZR 17 M/C (73W) TL	Roadtec Z6 Interact	2.50	2.90



MANUFACTURER	TYPE	Footnotes	FRONT TYRE			REAR TYRE			Inflation Pressure (bar)		
			IP-code	Size	Metzeler-Tread Pattern	IP-code	Size	Metzeler-Tread Pattern	Front	Rear	
CB 1300 ABS / S ABS	SC54		10	1927400 1707200	120/70 ZR 17 M/C (58W) TL 120/70 ZR 17 M/C (58W) TL	Sportec M5 Interact Sportec M3 C	1927600 1591000	180/55 ZR 17 M/C (73W) TL 180/55 ZR 17 M/C (73W) TL	Sportec M5 Interact Sportec M3	2.50 2.50	2.90 2.90
GL 1500, SE	SC 22		10	1927400	120/70 ZR 17 M/C (58W) TL	Sportec M5 Interact	1927600	180/55 ZR 17 M/C (73W) TL	Sportec M5 Interact	2.50	2.90
Gold Wing 1800	SC 47			1314100 1679900	130/70 B 18 M/C 63H TL 130/70 R 18 M/C 63H TL	ME 880 MARATHON Front ME 880 MARATHON GL Front	1422300 1422500	160/80 B 16 M/C 75H TL 180/60 R 16 M/C 74H TL	ME 880 MARATHON ME 880 MARATHON G	2.25 2.50	2.80 2.80
HONDA	Chopper u.Cruiser										
CA 125 Rebel	JC 24			1204700	3.00 - 18 M/C 47S TL	ME 77	1268200	130/90 - 15 M/C 66S TL	ME 77	2.00	2.50
CA 125 Rebel	JC 26			1204700	3.00 - 18 M/C 47S TL	ME 77	1268200	130/90 - 15 M/C 66S TL	ME 77	2.00	2.50
CM 185 T, CM 200 T	CM 185 T			0116100	3.00 - 17 50P reinf.	ME 22	0109600	3.50 - 16 58P reinf.	BLOCK C	1.60	2.00
Magna 250				0127300	120/80 - 17 61V TL	MARATHON ML2 Front #	0150900	150/80 B 15 M/C 70V TL	ME 88 MARATHON#	2.05	2.30
CM 400 T	NC 01		27	0130400	3.50 - 18 56S TT/TL	ME 77 FRONT	0131000	4.60 - 16 59S TT/TL	ME 77	1.80	2.20
CX 500 C	PC 01		27	0130900	3.50 - 19 57S TL	ME 77 FRONT	0129900	130/90 - 16 67S TL	ME 77	2.00	2.00
			27	0130900	3.50 - 19 57S TL	ME 77 FRONT	1532300	130/90 - 16 M/C 67H TL	Lasertec	2.00	2.00
			27	1531500	3.50 - 19 M/C 57H TL	Lasertec Front	1532300	130/90 - 16 M/C 67H TL	Lasertec	2.00	2.00
VT 500 C	PC 08			0130400	3.50 - 18 56S TT/TL	ME 77 FRONT	0129900	130/90 - 16 67S TL	ME 77	2.00	2.00
				0130400	3.50 - 18 56S TT/TL	ME 77 FRONT	1532300	130/90 - 16 M/C 67H TL	Lasertec	2.00	2.00
VT 600 C	PC 21		23	1040700	100/90 - 19 M/C 57H TL	ME 880 MARATHON Front	1041900	170/80 B 15 M/C 77H TL	ME 880 MARATHON	2.00	2.00
VT 600 C Shadow	PC 21		23	1040700	100/90 - 19 M/C 57H TL	ME 880 MARATHON Front	1041900	170/80 B 15 M/C 77H TL	ME 880 MARATHON	2.00	2.30
CB 650 C, SC	RC 05/08		27	0130900	3.50 - 19 57S TL	ME 77 FRONT	0129900	130/90 - 16 67S TL	ME 77	2.30	2.50
			27	0130900	3.50 - 19 57S TL	ME 77 FRONT	1532300	130/90 - 16 M/C 67H TL	Lasertec	2.30	2.50
			27	1531500	3.50 - 19 M/C 57H TL	Lasertec Front	1532300	130/90 - 16 M/C 67H TL	Lasertec	2.30	2.50
CX 650 C	RC 11			1040700	100/90 - 19 M/C 57H TL	ME 880 MARATHON Front	1041600	140/90 B 15 M/C 70H TL	ME 880 MARATHON	2.30	2.50
GL 650 D	RC 10			1530000	100/90 - 19 M/C 57H TL	Lasertec Front	1532300	130/90 - 16 M/C 67H TL	Lasertec	2.30	2.50
				1531600	3.50 - 19 M/C 57V TL	Lasertec Front	1532300	130/90 - 16 M/C 67H TL	Lasertec	2.30	2.50
VF 700 Magna				0160000	100/90 - 19 57H TT/TL	ME 33 LASER#	0133400	140/90 - 15 M/C 70H TL	ME 77 #	2.30	2.50
CB 750 C	RC 06		27	1530800	110/90 - 19 M/C 62H TL	Lasertec Front	1532300	130/90 - 16 M/C 67H TL	Lasertec	2.30	2.50
VF 750 C	RC 09			1530700	110/90 V 18 M/C (61V) TL	Lasertec Front	1532300	130/90 - 16 M/C 67H TL	Lasertec	2.30	2.50
VF 750 C	RC 43			1124900	120/80 - 17 M/C 61V TL	ME 880 MARATHON Front	1125000	150/80 B 15 M/C 70V TL	ME 880 MARATHON	2.25	2.80
VT 750C2 Shadow	RC 44			1733100	120/90 - 17 M/C 64S TT	ME 880 MARATHON Front	1041900	170/80 B 15 M/C 77H TL	ME 880 MARATHON	2.00	2.50
VT 750 C	RC 29			1040700	100/90 - 19 M/C 57H TL	ME 880 MARATHON Front	1041600	140/90 B 15 M/C 70H TL	ME 880 MARATHON	2.30	2.50
VT 1100C2 Shadow	SC 32			1040900	120/90 B 18 M/C 65H TL	ME 880 MARATHON Front	1041900	170/80 B 15 M/C 77H TL	ME 880 MARATHON	2.30	2.80
VT 1100C3 Shadow AERO	SC 39		23	1624200	140/80 - 17 M/C 69H TL	ME 880 MARATHON Front	1041900	170/80 B 15 M/C 77H TL	ME 880 MARATHON	2.00	2.80
VT 1100 C	SC 23			1041100	110/90 - 19 M/C 62H TL	ME 880 MARATHON Front	1041900	170/80 B 15 M/C 77H TL	ME 880 MARATHON	2.30	2.80
VT 1300 CX	SC61		10	1480400	90/90 - 21 M/C 54H TL	ME 880 MARATHON Front	1619600	200/50 ZR 18 M/C (76W) TL	ME 880 MARATHON	2.30	2.80
VTX 1300	SC52			1624200	140/80 - 17 M/C 69H TL	ME 880 MARATHON Front	1041900	170/80 B 15 M/C 77H TL	ME 880 MARATHON	2.25	2.50
F6C	SC 34			1335100	150/80 R 17 M/C 72V TL	ME 880 MARATHON Front	1042600	180/70 R 16 M/C 77H TL	ME 880 MARATHON	2.25	2.50
VTX 1800	SC 46			1414900	130/70 R 18 M/C 63H TL	ME 880 MARATHON H Front	1042600	180/70 R 16 M/C 77H TL	ME 880 MARATHON	2.50	2.80
HONDA	Enduro										
CRM 125				0139400	3.00 - 21 51R	ENDURO 1	0139800	4.60 - 18 63R	ENDURO 1	1.50	1.90
MTX 125 RW,D,F,H,L				0138800	2.75 - 21 45P	ENDURO 1	0138900	4.10 - 18 60P	ENDURO 1	1.80	2.00
NX 125 Transcity				0139400	3.00 - 21 51R	ENDURO 1	0139500	4.60 - 17 62Q	ENDURO 1	1.50	1.50
SL 125 S				0138800	2.75 - 21 45P	ENDURO 1	0138900	4.10 - 18 60P	ENDURO 1	1.40	1.40
Supermotard XR 125 SM				1709300	110/70 - 17 M/C 54S TL	Lasertec Front	1532500	130/70 - 17 M/C 62S TL	Lasertec	-	-
TL 125 S	TL 125 S			0138800	2.75 - 21 45P	ENDURO 1	0139200	4.00 - 18 64R	ENDURO 2	1.40	1.40
Varadero 125	JC32			1529800	100/90 - 18 M/C 56H TL	Lasertec Front	1532700	130/80 - 17 M/C 65H TL	Lasertec	2.00	2.25
XLR 125 R	JD 16			0138800	2.75 - 21 45P	ENDURO 1	0138900	4.10 - 18 60P	ENDURO 1	-	-
XL 185 S	L 185 S			0138800	2.75 - 21 45P	ENDURO 1	0138900	4.10 - 18 60P	ENDURO 1	1.50	1.80
				0138800	2.75 - 21 45P	ENDURO 1	0139200	4.00 - 18 64R	ENDURO 2	1.50	1.80
MTX 200 R	MD 07			0138800	2.75 - 21 45P	ENDURO 1	0138900	4.10 - 18 60P	ENDURO 1	1.50	1.80
XL 200 R	MD 06			0138800	2.75 - 21 45P	ENDURO 1	0138900	4.10 - 18 60P	ENDURO 1	1.50	1.80
Supermotard XR 250 SM				1590300	120/60 ZR 17 M/C (55W) TL	Sportec M3	1590700	150/60 ZR 17 M/C 66W TL	Sportec M3	-	-
XL 250 K3, K4	L250			0138800	2.75 - 21 45P	ENDURO 1	0139200	4.00 - 18 64R	ENDURO 2	1.50	1.80
				0139400	3.00 - 21 51R	ENDURO 1	0139200	4.00 - 18 64R	ENDURO 2	1.50	1.80

XL 250 RC,RE				0139400	3.00 - 21 51R	ENDURO 1	0139500	4.60 - 17 62Q	ENDURO 1	1.50	1.80
XL 250	XL 250			0138800	2.75 - 21 45P	ENDURO 1	0139200	4.00 - 18 64R	ENDURO 2	1.50	1.80
XL 350 R	ND 03			0139400	3.00 - 21 51R	ENDURO 1	0139500	4.60 - 17 62Q	ENDURO 1	1.50	1.50
XL 500 R	PD 02			0139400	3.00 - 21 51R	ENDURO 1	0139500	4.60 - 17 62Q	ENDURO 1	1.50	1.50
XL 600 LM, RM	PD 04		23	0144100	90/90 - 21 54S	ENDURO 3 Front	0143900	130/80 - 17 65S	ENDURO 3	1.50	1.50
			23	1012500	90/90 - 21 M/C 54S	TOURANCE Front	1209400	130/80 - 17 M/C 65S	TOURANCE	1.50	1.50
			23	1815900	90/90 - 21 M/C 54S TT	TOURANCE EXP	1816200	130/80 - 17 M/C 65S TT	TOURANCE EXP	1.50	1.50
XL 600 R	PD 03			0144100	90/90 - 21 54S	ENDURO 3 Front	0143900	130/80 - 17 65S	ENDURO 3	1.50	1.80
				1012500	90/90 - 21 M/C 54S	TOURANCE Front	1209400	130/80 - 17 M/C 65S	TOURANCE	1.50	1.80
				1815900	90/90 - 21 M/C 54S TT	TOURANCE EXP	1816200	130/80 - 17 M/C 65S TT	TOURANCE EXP	1.50	1.80
XL 600 V Transalp	PD 06		23	1012500	90/90 - 21 M/C 54S	TOURANCE Front	1086800	130/80 R 17 M/C 65S TL	TOURANCE	2.00	2.25
			23	1815900	90/90 - 21 M/C 54S TT	TOURANCE EXP	1816300	130/80 R 17 M/C 65S TL	TOURANCE EXP	2.00	2.25
			23	0144100	90/90 - 21 54S	ENDURO 3 Front	0143900	130/80 - 17 65S	ENDURO 3	2.00	2.25
				1203100	90/90 - 21 M/C 54R M&S	MCE Karoo 2 Front	0887000	130/80 - 17 M/C 65R M&S	MCE Karoo	2.00	2.25
		10	23	1815900	90/90 - 21 M/C 54S TT	TOURANCE EXP	1816200	130/80 - 17 M/C 65S TT	TOURANCE EXP	2.00	2.25
XL 600 V Transalp	PD 10		23	1012500	90/90 - 21 M/C 54S	TOURANCE Front	1086800	130/80 R 17 M/C 65S TL	TOURANCE	2.00	2.25
			23	1815900	90/90 - 21 M/C 54S TT	TOURANCE EXP	1816300	130/80 R 17 M/C 65S TL	TOURANCE EXP	2.00	2.25
		10	23	1815900	90/90 - 21 M/C 54S TT	TOURANCE EXP	1816100	120/90 - 17 M/C 64S TT	TOURANCE EXP	2.00	2.25
FX 650 Vigor '99	RD 09			1012300	100/90 - 19 M/C 57S	TOURANCE Front	1012200	120/90 - 17 M/C 64S	TOURANCE	1.50	2.00
			10	1815800	100/90 - 19 M/C 57S TT	TOURANCE EXP	1816100	120/90 - 17 M/C 64S TT	TOURANCE EXP	1.50	2.00
NX 650 Dominator	RD 02			1012500	90/90 - 21 M/C 54S	TOURANCE Front	1012200	120/90 - 17 M/C 64S	TOURANCE	1.50	2.00
				1815900	90/90 - 21 M/C 54S TT	TOURANCE EXP	1816100	120/90 - 17 M/C 64S TT	TOURANCE EXP	1.50	2.00
				0144100	90/90 - 21 54S	ENDURO 3 Front	0143600	120/90 - 17 64S	ENDURO 3	1.50	2.00
NX 650 Dominator	RD 08			0144100	90/90 - 21 54S	ENDURO 3 Front	0143600	120/90 - 17 64S	ENDURO 3	1.50	2.00
				1012500	90/90 - 21 M/C 54S	TOURANCE Front	1012200	120/90 - 17 M/C 64S	TOURANCE	1.50	2.00
				1815900	90/90 - 21 M/C 54S TT	TOURANCE EXP	1816100	120/90 - 17 M/C 64S TT	TOURANCE EXP	1.50	2.00
SLR 650	RD 09		23	1012300	100/90 - 19 M/C 57S	TOURANCE Front	1012200	120/90 - 17 M/C 64S	TOURANCE	1.50	2.00
			10	1815800	100/90 - 19 M/C 57S TT	TOURANCE EXP	1816100	120/90 - 17 M/C 64S TT	TOURANCE EXP	1.50	2.00
XL 650 V Transalp	RD 10 / 11			1815900	90/90 - 21 M/C 54S TT	TOURANCE EXP	1816100	120/90 - 17 M/C 64S TT	TOURANCE EXP	2.00	2.25
				1012500	90/90 - 21 M/C 54S	TOURANCE Front	1012200	120/90 - 17 M/C 64S	TOURANCE	2.00	2.25
XRV 650 Africa Twin	RD 03			0144100	90/90 - 21 54S	ENDURO 3 Front	0143700	140/80 - 17 69H TT	ENDURO 3	2.00	2.00
			12	1012600	90/90 - 21 M/C 54H TL	TOURANCE Front	1012100	140/80 R 17 M/C 69H TL	TOURANCE	2.00	2.00
		10	23	1816000	90/90 - 21 M/C 54V TL	TOURANCE EXP	1938200	140/80 R 17 M/C 69V TL	TOURANCE EXP	2.00	2.00
XL 700 V TransAlp	RD13			1780000	100/90 - 19 M/C 57H	Tourance U Front	1780100	130/80 R 17 M/C 65H	Tourance U	2.00	2.80
				1815700	100/90 - 19 M/C 57H TL	TOURANCE EXP	1816400	130/80 R 17 M/C 65H TL	TOURANCE EXP	2.00	2.80
XLV 750 R	RD 01			1815900	90/90 - 21 M/C 54S TT	TOURANCE EXP	1816200	130/80 - 17 M/C 65S TT	TOURANCE EXP	2.00	2.00
			23	1012500	90/90 - 21 M/C 54S	TOURANCE Front	1086800	130/80 R 17 M/C 65S TL	TOURANCE	2.00	2.00
XRV 750 Africa Twin	RD 04		23	1012600	90/90 - 21 M/C 54H TL	TOURANCE Front	1012100	140/80 R 17 M/C 69H TL	TOURANCE	2.00	2.00
		10	23	1815900	90/90 - 21 M/C 54S TT	TOURANCE EXP	1938200	140/80 R 17 M/C 69V TL	TOURANCE EXP	2.00	2.00
XRV 750 Africa Twin	RD 07		23	1012600	90/90 - 21 M/C 54H TL	TOURANCE Front	1012100	140/80 R 17 M/C 69H TL	TOURANCE	2.00	2.50
		10		1816000	90/90 - 21 M/C 54V TL	TOURANCE EXP	1938200	140/80 R 17 M/C 69V TL	TOURANCE EXP	2.00	2.50
Varadero 1000 (mit und ohne ABS) '03	SD 02			1127800	110/80 R 19 M/C 59V TL	TOURANCE Front	1127900	150/70 R 17 M/C 69V TL	TOURANCE	2.50	2.80
				1127800	110/80 R 19 M/C 59V TL	TOURANCE Front	1127900	150/70 R 17 M/C 69V TL	TOURANCE	2.50	2.80
				1127800	110/80 R 19 M/C 59V TL	TOURANCE Front	1998700	150/70 R 17 M/C 69V TL	TOURANCE EXP M	2.50	2.80
				1715500	110/80 R 19 M/C 59V TL	TOURANCE EXP	1127900	150/70 R 17 M/C 69V TL	TOURANCE	2.50	2.80
				1715500	110/80 R 19 M/C 59V TL	TOURANCE EXP	1715400	150/70 R 17 M/C 69V TL	TOURANCE EXP	2.50	2.80
				1715500	110/80 R 19 M/C 59V TL	TOURANCE EXP	1998700	150/70 R 17 M/C 69V TL	TOURANCE EXP M	2.50	2.80
				1942500	110/80 R 19 M/C 59V TL	Tourance EXP H Front	1942600	150/70 R 17 M/C 69V TL	Tourance EXP H	2.50	2.80
		10		1631000	110/80 - 19 M/C 59Q M&S TL	MCE Karoo 2 (T) Front	1631100	150/70 - 17 M/C 69Q M&S TL	MCE Karoo (T)	2.50	2.80
Varadero 1000 / ABS	SD02			1127800	110/80 R 19 M/C 59V TL	TOURANCE Front	1127900	150/70 R 17 M/C 69V TL	TOURANCE	2.50	2.80
				1942500	110/80 R 19 M/C 59V TL	Tourance EXP H Front	1942600	150/70 R 17 M/C 69V TL	Tourance EXP H	2.50	2.80
		10		1631000	110/80 - 19 M/C 59Q M&S TL	MCE Karoo 2 (T) Front	1631100	150/70 - 17 M/C 69Q M&S TL	MCE Karoo (T)	2.50	2.80
XL 1000 V Varadero	SD01,SD02			1127800	110/80 R 19 M/C 59V TL	TOURANCE Front	1127900	150/70 R 17 M/C 69V TL	TOURANCE	2.50	2.80
				1127800	110/80 R 19 M/C 59V TL	TOURANCE Front	1715400	150/70 R 17 M/C 69V TL	TOURANCE EXP	2.50	2.80
				1127800	110/80 R 19 M/C 59V TL	TOURANCE Front	1998700	150/70 R 17 M/C 69V TL	TOURANCE EXP M	2.50	2.80
				1715500	110/80 R 19 M/C 59V TL	TOURANCE EXP	1127900	150/70 R 17 M/C 69V TL	TOURANCE	2.50	2.80
				1715500	110/80 R 19 M/C 59V TL	TOURANCE EXP	1715400	150/70 R 17 M/C 69V TL	TOURANCE EXP	2.50	2.80
				1715500	110/80 R 19 M/C 59V TL	TOURANCE EXP	1998700	150/70 R 17 M/C 69V TL	TOURANCE EXP M	2.50	2.80
				1942500	110/80 R 19 M/C 59V TL	Tourance EXP H Front	1942600	150/70 R 17 M/C 69V TL	Tourance EXP H	2.50	2.80



MANUFACTURER	TYPE	Footnotes	FRONT TYRE			REAR TYRE			Inflation Pressure (bar)		
			IP-code	Size	Metzeler-Tread Pattern	IP-code	Size	Metzeler-Tread Pattern	Front	Rear	
HONDA	Trial										
Cota 4RT	MT04		10	0138800	2.75 - 21 45P	ENDURO 1	0139200	4.00 - 18 64R	ENDURO 2	-	-
HOREX	Street										
HRD 500				1534600	110/90 V 16 M/C (59V) TL	Lasertec Front	1532400	130/90 - 16 M/C 67V TL	Lasertec	2.20	2.50
HRD 600				1534600	110/90 V 16 M/C (59V) TL	Lasertec Front	1532400	130/90 - 16 M/C 67V TL	Lasertec	2.20	2.50
HUSABERG	Enduro										
FE 390; 450 e/6; 570				1623700	90/90 - 21 M/C 54M M&S	MCE 6 DAYS EXTREME	1623900	140/80 - 18 M/C 70M M&S	MCE 6 DAYS EXTREME	-	-
			10	0144100	90/90 - 21 54S	ENDURO 3 Front	0142900	120/80 - 18 62S	ENDURO 3	-	-
			10	0144100	90/90 - 21 54S	ENDURO 3 Front	0801400	140/80 - 18 70R	ENDURO 3	-	-
			10	1203100	90/90 - 21 M/C 54R M&S	MCE Karoo 2 Front	0887300	140/80 - 18 M/C 70R M&S	MCE Karoo	-	-
			10	1614300	90/90 - 21 M/C 54Q M&S TL	MCE Karoo 2 (T) Front	1666900	140/80 - 18 M/C 70Q M&S TL	MCE Karoo (T)	-	-
			10	1623700	90/90 - 21 M/C 54M M&S	MCE 6 DAYS EXTREME	1623800	120/90 - 18 M/C 65M M&S	MCE 6 DAYS EXTREME	-	-
			10	1679000	90/90 - 21 M/C 54M M&S	UNICROSS FRONT	1735000	140/80 - 18 M/C 70M TT	UNICROSS	-	-
FS 450 e/6; FS 570; FS 650 e;c / 6				1448100	120/70 ZR 17 M/C (58W) TL	Roadtec Z6 Front	1448700	160/60 ZR 17 M/C (69W) TL	Roadtec Z6	-	-
				1448100	120/70 ZR 17 M/C (58W) TL	Roadtec Z6 Front	1827000	160/60 ZR 17 M/C (69W) TL	Roadtec Z6 Interact	-	-
				1590500	120/70 ZR 17 M/C (58W) TL	Sportec M3	1590800	160/60 ZR 17 M/C (69W) TL	Sportec M3	-	-
				1826800	120/70 ZR 17 M/C (58W) TL	Roadtec Z6 Interact	1448700	160/60 ZR 17 M/C (69W) TL	Roadtec Z6	-	-
				1826800	120/70 ZR 17 M/C (58W) TL	Roadtec Z6 Interact	1827000	160/60 ZR 17 M/C (69W) TL	Roadtec Z6 Interact	-	-
			10	1927400	120/70 ZR 17 M/C (58W) TL	Sportec M5 Interact	1971300	160/60 ZR 17 M/C (69W) TL	Sportec M5 Interact	-	-
FE 550 e/6; FE 650 e/6				1623700	90/90 - 21 M/C 54M M&S	MCE 6 DAYS EXTREME	1623900	140/80 - 18 M/C 70M M&S	MCE 6 DAYS EXTREME	-	-
			10	1679000	90/90 - 21 M/C 54M M&S	UNICROSS FRONT	1735000	140/80 - 18 M/C 70M TT	UNICROSS	-	-
HUSQVARNA	Enduro										
sm 50				1530400	110/80 - 17 M/C 57H TL	Lasertec Front	1532600	130/70 - 17 M/C 62H TL	Lasertec	-	-
SM 125, S, R				1590500	120/70 ZR 17 M/C (58W) TL	Sportec M3	1590700	150/60 ZR 17 M/C 66W TL	Sportec M3	-	-
WR 125				1679000	90/90 - 21 M/C 54M M&S	UNICROSS FRONT	1679100	120/90 - 18 M/C 65M M&S TT	UNICROSS	1.50	1.70
WRE 125				1623700	90/90 - 21 M/C 54M M&S	MCE 6 DAYS EXTREME	1623800	120/90 - 18 M/C 65M M&S	MCE 6 DAYS EXTREME	1.50	1.70
				1679000	90/90 - 21 M/C 54M M&S	UNICROSS FRONT	1679100	120/90 - 18 M/C 65M M&S TT	UNICROSS	1.50	1.70
TE 250; 310				1623700	90/90 - 21 M/C 54M M&S	MCE 6 DAYS EXTREME	1623800	120/90 - 18 M/C 65M M&S	MCE 6 DAYS EXTREME	-	-
				1679000	90/90 - 21 M/C 54M M&S	UNICROSS FRONT	1679100	120/90 - 18 M/C 65M M&S TT	UNICROSS	-	-
WR 250; 300				1203100	90/90 - 21 M/C 54R M&S	MCE Karoo 2 Front	0887300	140/80 - 18 M/C 70R M&S	MCE Karoo	1.50	1.80
				1614300	90/90 - 21 M/C 54Q M&S TL	MCE Karoo 2 (T) Front	1666900	140/80 - 18 M/C 70Q M&S TL	MCE Karoo (T)	1.50	1.80
				1623700	90/90 - 21 M/C 54M M&S	MCE 6 DAYS EXTREME	1623900	140/80 - 18 M/C 70M M&S	MCE 6 DAYS EXTREME	1.50	1.80
				1679000	90/90 - 21 M/C 54M M&S	UNICROSS FRONT	1735000	140/80 - 18 M/C 70M TT	UNICROSS	1.50	1.80
TE 350 ; 400				0144100	90/90 - 21 54S	ENDURO 3 Front	0801400	140/80 - 18 70R	ENDURO 3	1.50	1.80
				1203100	90/90 - 21 M/C 54R M&S	MCE Karoo 2 Front	0887300	140/80 - 18 M/C 70R M&S	MCE Karoo	1.50	1.80
				1614300	90/90 - 21 M/C 54Q M&S TL	MCE Karoo 2 (T) Front	1666900	140/80 - 18 M/C 70Q M&S TL	MCE Karoo (T)	1.50	1.80
				1623700	90/90 - 21 M/C 54M M&S	MCE 6 DAYS EXTREME	1623900	140/80 - 18 M/C 70M M&S	MCE 6 DAYS EXTREME	1.50	1.80
			10	1679000	90/90 - 21 M/C 54M M&S	UNICROSS FRONT	1735000	140/80 - 18 M/C 70M TT	UNICROSS	1.50	1.80
WR 360				1203100	90/90 - 21 M/C 54R M&S	MCE Karoo 2 Front	0887300	140/80 - 18 M/C 70R M&S	MCE Karoo	1.50	1.80
				1614300	90/90 - 21 M/C 54Q M&S TL	MCE Karoo 2 (T) Front	1666900	140/80 - 18 M/C 70Q M&S TL	MCE Karoo (T)	1.50	1.80
				1623700	90/90 - 21 M/C 54M M&S	MCE 6 DAYS EXTREME	1623900	140/80 - 18 M/C 70M M&S	MCE 6 DAYS EXTREME	1.50	1.80
			10	1679000	90/90 - 21 M/C 54M M&S	UNICROSS FRONT	1735000	140/80 - 18 M/C 70M TT	UNICROSS	1.50	1.80
TE 410; 610 ; E				1203100	90/90 - 21 M/C 54R M&S	MCE Karoo 2 Front	0887300	140/80 - 18 M/C 70R M&S	MCE Karoo	1.50	1.80
				0144100	90/90 - 21 54S	ENDURO 3 Front	0801400	140/80 - 18 70R	ENDURO 3	1.50	1.80
				1614300	90/90 - 21 M/C 54Q M&S TL	MCE Karoo 2 (T) Front	1666900	140/80 - 18 M/C 70Q M&S TL	MCE Karoo (T)	1.50	1.80
				1623700	90/90 - 21 M/C 54M M&S	MCE 6 DAYS EXTREME	1623900	140/80 - 18 M/C 70M M&S	MCE 6 DAYS EXTREME	1.50	1.80
			10	1679000	90/90 - 21 M/C 54M M&S	UNICROSS FRONT	1735000	140/80 - 18 M/C 70M TT	UNICROSS	1.50	1.80
sm 610/570/510/450/400/630 R				1590500	120/70 ZR 17 M/C (58W) TL	Sportec M3	1590700	150/60 ZR 17 M/C 66W TL	Sportec M3	-	-
TE 630 / 570 / 510 / 450				0144100	90/90 - 21 54S	ENDURO 3 Front	0801400	140/80 - 18 70R	ENDURO 3	-	-
				1203100	90/90 - 21 M/C 54R M&S	MCE Karoo 2 Front	0887300	140/80 - 18 M/C 70R M&S	MCE Karoo	-	-
				1614300	90/90 - 21 M/C 54Q M&S TL	MCE Karoo 2 (T) Front	1666900	140/80 - 18 M/C 70Q M&S TL	MCE Karoo (T)	-	-
				1623700	90/90 - 21 M/C 54M M&S	MCE 6 DAYS EXTREME	1623900	140/80 - 18 M/C 70M M&S	MCE 6 DAYS EXTREME	-	-
				1679000	90/90 - 21 M/C 54M M&S	UNICROSS FRONT	1735000	140/80 - 18 M/C 70M TT	UNICROSS	-	-

LT 610				0144100	90/90 - 21 54S	ENDURO 3 Front	0143900	130/80 - 17 65S	ENDURO 3	-	-
				1012500	90/90 - 21 M/C 54S	TOURANCE Front	1209400	130/80 - 17 M/C 65S	TOURANCE	-	-
				1203100	90/90 - 21 M/C 54R M&S	MCE Karoo 2 Front	0887000	130/80 - 17 M/C 65R M&S	MCE Karoo	-	-
			10	1815900	90/90 - 21 M/C 54S TT	TOURANCE EXP	1816200	130/80 - 17 M/C 65S TT	TOURANCE EXP	-	-
SM 610, S, R				1590500	120/70 ZR 17 M/C (58W) TL	Sportec M3	1590700	150/60 ZR 17 M/C 66W TL	Sportec M3	-	-
WRE 610			12	1203100	90/90 - 21 M/C 54R M&S	MCE Karoo 2 Front	0887300	140/80 - 18 M/C 70R M&S	MCE Karoo	-	-
			12	1679000	90/90 - 21 M/C 54M M&S	UNICROSS FRONT	1735000	140/80 - 18 M/C 70M TT	UNICROSS	-	-
WRK 610				1203100	90/90 - 21 M/C 54R M&S	MCE Karoo 2 Front	0887300	140/80 - 18 M/C 70R M&S	MCE Karoo	-	-
				1614300	90/90 - 21 M/C 54Q M&S TL	MCE Karoo 2 (T) Front	1666900	140/80 - 18 M/C 70Q M&S TL	MCE Karoo (T)	-	-
				1623700	90/90 - 21 M/C 54M M&S	MCE 6 DAYS EXTREME	1623900	140/80 - 18 M/C 70M M&S	MCE 6 DAYS EXTREME	-	-
			10	1679000	90/90 - 21 M/C 54M M&S	UNICROSS FRONT	1735000	140/80 - 18 M/C 70M TT	UNICROSS	-	-
HUSQVARNA	MotoCross										
CR 360 / 250 / 125			6	0930800	80/100 - 21 M/C 51R	MC 6 MOTO CROSS Front	0930600	110/90 - 19 NHS	MC 6 MOTO CROSS	-	-
HYOSUNG	Street										
Comet 125				1016500	110/90 - 16 M/C 59S	ME 77 FRONT	1268200	130/90 - 15 M/C 66S TL	ME 77	-	-
				1530200	110/90 - 16 M/C 59V TL	Lasertec Front	1709400	130/90 - 15 M/C 66S TT	Lasertec #	-	-
				1530200	110/90 - 16 M/C 59V TL	Lasertec Front	1806700	130/90 - 15 M/C 66S TL	Lasertec	-	-
Cruise 125 I/II	GA125E, F			1531700	90/90 - 18 M/C 51H TL	Lasertec Front	1077700	110/90 - 16 M/C 59S TL	ME 77	1.75	2.25
GS 125	GS125			0113600	2.75 - 18 48P reinf.	ME 22	1546400	3.00 - 18 M/C 52P reinf.TL	ME 22	1.75	2.25
GT 125, R				1530300	110/70 - 17 M/C 54H TL	Lasertec Front	1533500	150/70 - 17 M/C 69H TL	Lasertec	-	-
GT 250, R				1530300	110/70 - 17 M/C 54H TL	Lasertec Front	1533500	150/70 - 17 M/C 69H TL	Lasertec	-	-
RX 450 SM '08				1590500	120/70 ZR 17 M/C (58W) TL	Sportec M3	1590700	150/60 ZR 17 M/C 66W TL	Sportec M3	-	-
GT 650 Comet, R, S				1448200	120/60 ZR 17 M/C (55W) TL	Roadtec Z6 Front	1448700	160/60 ZR 17 M/C (69W) TL	Roadtec Z6	-	-
				1590300	120/60 ZR 17 M/C (55W) TL	Sportec M3	1590800	160/60 ZR 17 M/C (69W) TL	Sportec M3	-	-
			10	1927100	120/60 ZR 17 M/C (55W) TL	Roadtec Z6 Interact *	1827000	160/60 ZR 17 M/C (69W) TL	Roadtec Z6 Interact	-	-
			10	1971200	120/60 ZR 17 M/C (55W) TL	Sportec M5 Interact	1971300	160/60 ZR 17 M/C (69W) TL	Sportec M5 Interact	-	-
GT 650 i (Naked SE)				1448200	120/60 ZR 17 M/C (55W) TL	Roadtec Z6 Front	1448700	160/60 ZR 17 M/C (69W) TL	Roadtec Z6	-	-
				1590300	120/60 ZR 17 M/C (55W) TL	Sportec M3	1590800	160/60 ZR 17 M/C (69W) TL	Sportec M3	-	-
			10	1927100	120/60 ZR 17 M/C (55W) TL	Roadtec Z6 Interact *	1827000	160/60 ZR 17 M/C (69W) TL	Roadtec Z6 Interact	-	-
			10	1971200	120/60 ZR 17 M/C (55W) TL	Sportec M5 Interact	1971300	160/60 ZR 17 M/C (69W) TL	Sportec M5 Interact	-	-
GT 650 i R (WaterDecal)				1448200	120/60 ZR 17 M/C (55W) TL	Roadtec Z6 Front	1448700	160/60 ZR 17 M/C (69W) TL	Roadtec Z6	-	-
				1590300	120/60 ZR 17 M/C (55W) TL	Sportec M3	1590800	160/60 ZR 17 M/C (69W) TL	Sportec M3	-	-
			10	1927100	120/60 ZR 17 M/C (55W) TL	Roadtec Z6 Interact *	1827000	160/60 ZR 17 M/C (69W) TL	Roadtec Z6 Interact	-	-
			10	1971200	120/60 ZR 17 M/C (55W) TL	Sportec M5 Interact	1971300	160/60 ZR 17 M/C (69W) TL	Sportec M5 Interact	-	-
HYOSUNG	Chopper u.Cruiser										
Aquila 125	GV 125			1016500	110/90 - 16 M/C 59S	ME 77 FRONT	1268200	130/90 - 15 M/C 66S TL	ME 77	-	-
				1530200	110/90 - 16 M/C 59V TL	Lasertec Front	1709400	130/90 - 15 M/C 66S TT	Lasertec #	-	-
				1530200	110/90 - 16 M/C 59V TL	Lasertec Front	1806700	130/90 - 15 M/C 66S TL	Lasertec	-	-
Aquila 250 Cruiser				1016500	110/90 - 16 M/C 59S	ME 77 FRONT	1125000	150/80 B 15 M/C 70V TL	ME 880 MARATHON	-	-
Aquila 250	GV 250			1530200	110/90 - 16 M/C 59V TL	Lasertec Front	1125000	150/80 B 15 M/C 70V TL	ME 880 MARATHON	-	-
Aquila 650	GV 650			1448400	120/70 ZR 18 M/C (59W) TL	Roadtec Z6 Front	1448600	180/55 ZR 17 M/C (73W) TL	Roadtec Z6	-	-
			10	1927000	120/70 ZR 18 M/C (59W) TL	Roadtec Z6 Interact *	1827200	180/55 ZR 17 M/C (73W) TL	Roadtec Z6 Interact	-	-
Aquila GV 650 i	GV 650			1448400	120/70 ZR 18 M/C (59W) TL	Roadtec Z6 Front	1448600	180/55 ZR 17 M/C (73W) TL	Roadtec Z6	-	-
			10	1927000	120/70 ZR 18 M/C (59W) TL	Roadtec Z6 Interact *	1827200	180/55 ZR 17 M/C (73W) TL	Roadtec Z6 Interact	-	-
HYOSUNG	Enduro										
XRX 125	RX 125			0138800	2.75 - 21 45P	ENDURO 1	0138900	4.10 - 18 60P	ENDURO 1	1.75	2.25
INDIAN	Chopper u.Cruiser										
CHIEF			12	1040800	130/90 - 16 M/C 67H TL	ME 880 MARATHON Front	1041400	130/90 B 16 M/C 73H reinf.TL	ME 880 MARATHON	-	-
			12	1338700	130/90 - 16 M/C 67H TL	ME 880 MARATH. Fr. WW	1338900	130/90 - 16 M/C 73H reinf.TL	ME 880 MARATH. WW	-	-
SCOUT			12	1040700	100/90 - 19 M/C 57H TL	ME 880 MARATHON Front	1041400	130/90 B 16 M/C 73H reinf.TL	ME 880 MARATHON	-	-
JAWA	Street										
350 TS				0113700	3.25 - 18 59P reinf.	ME 22	0114400	3.50 - 18 62P reinf.	ME 22	1.80	2.30
KAWASAKI	Street										
AR 125 all models				0113600	2.75 - 18 48P reinf.	ME 22	0114300	3.00 - 18 52P reinf.	ME 22	1.50	1.95
KH 125				0113600	2.75 - 18 48P reinf.	ME 22	1546400	3.00 - 18 M/C 52P reinf.TL	ME 22	1.80	2.00
Z 200 (A,A4,A5,A6)				0113600	2.75 - 18 48P reinf.	ME 22	0116100	3.00 - 17 50P reinf.	ME 22	1.80	2.00
KH 250	KH 250 B			0113700	3.25 - 18 59P reinf.	ME 22	0114400	3.50 - 18 62P reinf.	ME 22	1.75	2.50
KR 1S (KR 250 C2,C3)				0792000	110/70 ZR 17 54W TL	ME Z1 FRONT#	0792100	150/60 ZR 18 67W TL	ME Z1#	2.00	2.30
Ninja 250 R	EX 250 K			1530300	110/70 - 17 M/C 54H TL	Lasertec Front	1532600	130/70 - 17 M/C 62H TL	Lasertec	2.00	2.25



MANUFACTURER	TYPE	Footnotes	FRONT TYRE			REAR TYRE			Inflation Pressure (bar)	
			IP-code	Size	Metzeler-Tread Pattern	IP-code	Size	Metzeler-Tread Pattern	Front	Rear
Z 250, J	250 A/J		0114300	3.00 - 18 52P reinf.	ME 22	0114400	3.50 - 18 62P reinf.	ME 22	1.75	2.50
		23	0113700	3.25 - 18 59P reinf.	ME 22	0130700	4.00 - 18 64S TL	ME 77	1.75	2.50
Z 250	KZ250A/A		0113700	3.25 - 18 59P reinf.	ME 22	0130700	4.00 - 18 64S TL	ME 77	1.75	2.50
			0114300	3.00 - 18 52P reinf.	ME 22	0114400	3.50 - 18 62P reinf.	ME 22	1.75	2.50
Z 250 LTD Belt Drive S2	KZ250C/G		0113600	2.75 - 18 48P reinf.	ME 22	0131000	4.60 - 16 59S TT/TL	ME 77	1.80	2.00
			0114100	3.00 - 18 47S	ME 22#	0113700	3.25 - 18 59P reinf.	ME 22	1.85	2.05
GPZ 400	KZ 400J Ausf.M		0111100	3.25 - 19 54S TT/TL	ME 11	0130700	4.00 - 18 64S TL	ME 77	2.00	2.50
			0111100	3.25 - 19 54S TT/TL	ME 11	1533900	4.00 - 18 M/C 64V TL	Lasertec	2.00	2.50
			1531300	3.25 - 19 M/C 54H TL	Lasertec Front	1533900	4.00 - 18 M/C 64V TL	Lasertec	2.00	2.50
GPZ 400	KZ 400J Ausf.ZX		1529800	100/90 - 18 M/C 56H TL	Lasertec Front	1531900	110/90 - 18 M/C 61H TL	Lasertec	2.00	2.20
GPZ 400 R			0160900	110/90 V 16 (59V) TL	ME 33 LASER#	0153200	130/90 - 16 67V TL	ME 99 A#	2.20	2.50
KH 400	S 3 F		0111700	3.25 - 18 52H	ME 11	0130500	3.50 - 18 56S	ME 77	2.00	2.50
Z 400 B,G	K 4		0113700	3.25 - 18 59P reinf.	ME 22	0130700	4.00 - 18 64S TL	ME 77	2.00	2.50
Z 400 D	K 4		0111700	3.25 - 18 52H	ME 11	0130500	3.50 - 18 56S	ME 77	2.00	2.50
Z 400 F	KZ400J-B		0111100	3.25 - 19 54S TT/TL	ME 11	0130700	4.00 - 18 64S TL	ME 77	2.00	2.50
			0111100	3.25 - 19 54S TT/TL	ME 11	1533900	4.00 - 18 M/C 64V TL	Lasertec	2.00	2.50
			1531300	3.25 - 19 M/C 54H TL	Lasertec Front	1533900	4.00 - 18 M/C 64V TL	Lasertec	2.00	2.50
Z 400 J	KZ 400 J		0111100	3.25 - 19 54S TT/TL	ME 11	0130700	4.00 - 18 64S TL	ME 77	2.00	2.50
			0111100	3.25 - 19 54S TT/TL	ME 11	1533900	4.00 - 18 M/C 64V TL	Lasertec	2.00	2.50
			1531300	3.25 - 19 M/C 54H TL	Lasertec Front	1533900	4.00 - 18 M/C 64V TL	Lasertec	2.00	2.50
ZXR 400	ZX 400 L		1590300	120/60 ZR 17 M/C (55W) TL	Sportec M3	1590800	160/60 ZR 17 M/C (69W) TL	Sportec M3	2.25	2.50
		10	1971200	120/60 ZR 17 M/C (55W) TL	Sportec M5 Interact	1971300	160/60 ZR 17 M/C (69W) TL	Sportec M5 Interact	2.25	2.50
ZZR 400			0562700	120/60 ZR 17 (55W) TL	ME Z1 FRONT Racing#	0562100	160/60 ZR 17 (69W) TL	ME Z1 Racing#	2.20	2.60
			0806300	120/60 ZR 17 (55W) TL	ME Z2 FRONT#	0564200	160/60 ZR 17 (69W) TL	ME Z2#	2.20	2.60
Z 440 (KZ 440C) C2			0114100	3.00 - 18 47S	ME 22#	0114200	3.50 - 18 56S	ME 22#	2.00	2.50
Z 440 H,H2			0111100	3.25 - 19 54S TT/TL	ME 11	0130500	3.50 - 18 56S	ME 77	2.00	2.50
			0111400	3.60 - 19 52S TT/TL	ME 11	0132000	4.10 - 18 60H TL	ME 77	2.00	2.50
			0747200	3.00 - 19 49S	ME 11	0130500	3.50 - 18 56S	ME 77	2.00	2.50
Z 440	KZ440 A-C		1204700	3.00 - 18 M/C 47S TL	ME 77	0130500	3.50 - 18 56S	ME 77	2.00	2.50
ER-5 Twister	ER 500 A, Vers. A+B		1530300	110/70 - 17 M/C 54H TL	Lasertec Front	1532600	130/70 - 17 M/C 62H TL	Lasertec	2.25	2.50
ER-5 Twister	ER 500 A, Vers. C+D		1530300	110/70 - 17 M/C 54H TL	Lasertec Front	1532600	130/70 - 17 M/C 62H TL	Lasertec	2.25	2.50
GPZ 500 S			1530300	110/70 - 17 M/C 54H TL	Lasertec Front	1532600	130/70 - 17 M/C 62H TL	Lasertec	2.25	2.50
GPZ 500 S, 25kW	EX 500 D Ausf.E		1530300	110/70 - 17 M/C 54H TL	Lasertec Front	1532600	130/70 - 17 M/C 62H TL	Lasertec	2.25	2.50
GPZ 500 S	EX500A Ausf.A+B		1529700	100/90 - 16 M/C 54H TL	Lasertec Front	0133100	120/90 - 16 63H TL	ME 77	2.25	2.50
			1529700	100/90 - 16 M/C 54H TL	Lasertec Front	1532300	130/90 - 16 M/C 67H TL	Lasertec	2.25	2.50
H1 Mach III H1A,H1B,H1C,H1E,	H1F, KH500		0161700	100/90 - 19 57V	ME 33 LASER#	0154500	120/90 - 18 65V TL	ME 99 A1 #	2.00	2.30
Z 500	KZ 500 B		1531300	3.25 - 19 M/C 54H TL	Lasertec Front	1533900	4.00 - 18 M/C 64V TL	Lasertec	2.00	2.50
		23	1531500	3.50 - 19 M/C 57H TL	Lasertec Front	1533900	4.00 - 18 M/C 64V TL	Lasertec	2.00	2.50
GPZ 550 (ZX 550 A)A1,A2,A3			1529800	100/90 - 18 M/C 56H TL	Lasertec Front	1532000	120/80 - 18 M/C 62H TL	Lasertec	2.00	2.50
Z 550, D	KZ550B Ausf. B, D		1531300	3.25 - 19 M/C 54H TL	Lasertec Front	1533900	4.00 - 18 M/C 64V TL	Lasertec	2.00	2.50
Z 550, F	KZ550 B-A,B-B		1531400	3.25 - 19 M/C 54V TL	Lasertec Front	1533900	4.00 - 18 M/C 64V TL	Lasertec	2.00	2.50
Z 550 GP	KZ550B-H		1531300	3.25 - 19 M/C 54H TL	Lasertec Front	1533900	4.00 - 18 M/C 64V TL	Lasertec	2.00	2.50
Z 550 GT	KZ550B-G		1530000	100/90 - 19 M/C 57H TL	Lasertec Front	1532100	120/90 - 18 M/C 65H TL	Lasertec	2.00	2.50
Zephyr 550	ZR 550 B		1534700	110/80 V 17 M/C (57V) TL	Lasertec Front	0134600	140/70 VB 18 (67V) TL	ME 1 CompK#	2.20	2.40
GPX 600 R	ZX600A-C		1530200	110/90 - 16 M/C 59V TL	Lasertec Front	1532400	130/90 - 16 M/C 67V TL	Lasertec	2.25	2.50
GPZ 600 R	ZX 600 A		1530200	110/90 - 16 M/C 59V TL	Lasertec Front	1532400	130/90 - 16 M/C 67V TL	Lasertec	2.25	2.50
Ninja ZX-6R (2005)	ZX 636 C		1590400	120/65 ZR 17 M/C (56W) TL	Sportec M3	1591000	180/55 ZR 17 M/C (73W) TL	Sportec M3	2.50	2.90
			1448100	120/70 ZR 17 M/C (58W) TL	Roadtec Z6 Front	1827200	180/55 ZR 17 M/C (73W) TL	Roadtec Z6 Interact	2.50	2.90
			1826800	120/70 ZR 17 M/C (58W) TL	Roadtec Z6 Interact	1448600	180/55 ZR 17 M/C (73W) TL	Roadtec Z6	2.50	2.90
			1826800	120/70 ZR 17 M/C (58W) TL	Roadtec Z6 Interact	1827200	180/55 ZR 17 M/C (73W) TL	Roadtec Z6 Interact	2.50	2.90
		10	1927400	120/70 ZR 17 M/C (58W) TL	Sportec M5 Interact	1927600	180/55 ZR 17 M/C (73W) TL	Sportec M5 Interact	2.50	2.90
Ninja ZX-6R (2007)	ZX600P		1590500	120/70 ZR 17 M/C (58W) TL	Sportec M3	1591000	180/55 ZR 17 M/C (73W) TL	Sportec M3	-	-
			1826800	120/70 ZR 17 M/C (58W) TL	Roadtec Z6 Interact	1827300	180/55 ZR 17 M/C (73W) TL	Roadtec Z6 Interact C	-	-



MANUFACTURER	TYPE	Footnotes	FRONT TYRE			REAR TYRE			Inflation Pressure (bar)		
			IP-code	Size	Metzeler-Tread Pattern	IP-code	Size	Metzeler-Tread Pattern	Front	Rear	
ER-6f; ABS	EX650C		10	1971200	120/60 ZR 17 M/C (55W) TL	Sportec M5 Interact	1971300	160/60 ZR 17 M/C (69W) TL	Sportec M5 Interact	2.50	2.90
				1590500	120/70 ZR 17 M/C (58W) TL	Sportec M3	1590800	160/60 ZR 17 M/C (69W) TL	Sportec M3	2.25	2.50
				1826800	120/70 ZR 17 M/C (58W) TL	Roadtec Z6 Interact	1827000	160/60 ZR 17 M/C (69W) TL	Roadtec Z6 Interact	2.25	2.50
ER-6f	EX650 A/B		10	1927400	120/70 ZR 17 M/C (58W) TL	Sportec M5 Interact	1971300	160/60 ZR 17 M/C (69W) TL	Sportec M5 Interact	2.25	2.50
				1448100	120/70 ZR 17 M/C (58W) TL	Roadtec Z6 Front	1448700	160/60 ZR 17 M/C (69W) TL	Roadtec Z6	2.25	2.50
				1590500	120/70 ZR 17 M/C (58W) TL	Sportec M3	1590800	160/60 ZR 17 M/C (69W) TL	Sportec M3	2.25	2.50
				1826800	120/70 ZR 17 M/C (58W) TL	Roadtec Z6 Interact	1827000	160/60 ZR 17 M/C (69W) TL	Roadtec Z6 Interact	2.25	2.50
				1927400	120/70 ZR 17 M/C (58W) TL	Sportec M5 Interact	1971300	160/60 ZR 17 M/C (69W) TL	Sportec M5 Interact	2.25	2.50
ER-6n; ABS	ER650C		10	1927400	120/70 ZR 17 M/C (58W) TL	Sportec M5 Interact	1971300	160/60 ZR 17 M/C (69W) TL	Sportec M5 Interact	2.25	2.50
				1590500	120/70 ZR 17 M/C (58W) TL	Sportec M3	1590800	160/60 ZR 17 M/C (69W) TL	Sportec M3	2.25	2.50
				1826800	120/70 ZR 17 M/C (58W) TL	Roadtec Z6 Interact	1827000	160/60 ZR 17 M/C (69W) TL	Roadtec Z6 Interact	2.25	2.50
				1927400	120/70 ZR 17 M/C (58W) TL	Sportec M5 Interact	1971300	160/60 ZR 17 M/C (69W) TL	Sportec M5 Interact	2.25	2.50
ER-6n	ER650 A/B		10	1448100	120/70 ZR 17 M/C (58W) TL	Roadtec Z6 Front	1448700	160/60 ZR 17 M/C (69W) TL	Roadtec Z6	2.25	2.50
				1707200	120/70 ZR 17 M/C (58W) TL	Sportec M3 C	1590800	160/60 ZR 17 M/C (69W) TL	Sportec M3	2.25	2.50
				1826800	120/70 ZR 17 M/C (58W) TL	Roadtec Z6 Interact	1827000	160/60 ZR 17 M/C (69W) TL	Roadtec Z6 Interact	2.25	2.50
				1927400	120/70 ZR 17 M/C (58W) TL	Sportec M5 Interact	1971300	160/60 ZR 17 M/C (69W) TL	Sportec M5 Interact	2.25	2.50
W 650	EJ 650 A / A		23	1530000	100/90 - 19 M/C 57H TL	Lasertec Front	1533100	130/80 V 18 M/C (66V) TL	Lasertec	2.00	2.50
W 650	EJ650A Var.C		23	1530000	100/90 - 19 M/C 57H TL	Lasertec Front	1533100	130/80 V 18 M/C (66V) TL	Lasertec	2.00	2.50
Z 650 F2, F3, F4				1530000	100/90 - 19 M/C 57H TL	Lasertec Front	1532100	120/90 - 18 M/C 65H TL	Lasertec	2.00	2.50
				1531300	3.25 - 19 M/C 54H TL	Lasertec Front	1533900	4.00 - 18 M/C 64V TL	Lasertec	2.00	2.50
GPZ 750 R	ZX 750 G			1531000	120/80 V 16 M/C (60V) TL	Lasertec Front	1533100	130/80 V 18 M/C (66V) TL	Lasertec	2.50	2.90
GPZ 750 Sport				1530700	110/90 V 18 M/C (61V) TL	Lasertec Front	1533100	130/80 V 18 M/C (66V) TL	Lasertec	2.25	2.90
GPZ 750 Turbo	ZX 750 E			1530700	110/90 V 18 M/C (61V) TL	Lasertec Front	1533100	130/80 V 18 M/C (66V) TL	Lasertec	2.50	2.90
H2,H2A,H2B,H2C Mach IV				0161700	100/90 - 19 57V	ME 33 LASER#	0154500	120/90 - 18 65V TL	ME 99 A1 #	2.00	2.30
Z 750 (all versions)	ZR750L			1707200	120/70 ZR 17 M/C (58W) TL	Sportec M3 C	1591000	180/55 ZR 17 M/C (73W) TL	Sportec M3	2.50	2.90
			10	1927400	120/70 ZR 17 M/C (58W) TL	Sportec M5 Interact	1927600	180/55 ZR 17 M/C (73W) TL	Sportec M5 Interact	2.50	2.90
Z 750 (KZ/750B)B(twin)				0160100	100/90 - 19 57H	ME 33 LASER#	0152300	120/90 - 18 65H	ME 99 A1 #	2.00	2.50
Z 750 B	KZ750B-B		23	1530000	100/90 - 19 M/C 57H TL	Lasertec Front	1532100	120/90 - 18 M/C 65H TL	Lasertec	2.20	2.50
			23	1531300	3.25 - 19 M/C 54H TL	Lasertec Front	1533900	4.00 - 18 M/C 64V TL	Lasertec	2.20	2.50
Z 750 GP	KZ750E-R			1530100	100/90 - 19 M/C 57V TL	Lasertec Front	1532200	120/90 - 18 M/C 65V TL	Lasertec	2.50	2.90
Z 750 GT	KZ750E-P			1530000	100/90 - 19 M/C 57H TL	Lasertec Front	1532100	120/90 - 18 M/C 65H TL	Lasertec	2.20	2.80
Z 750	KZ750E-E			1531300	3.25 - 19 M/C 54H TL	Lasertec Front	1533900	4.00 - 18 M/C 64V TL	Lasertec	2.00	2.50
Z 750 Sport				1530000	100/90 - 19 M/C 57H TL	Lasertec Front	1532100	120/90 - 18 M/C 65H TL	Lasertec	2.50	2.90
Z 750 S	ZR750J Vers.K			1321800	120/70 ZR 17 M/C (58W) TL	SPORTEC M-1	1322000	180/55 ZR 17 M/C (73W) TL	SPORTEC M-1	2.50	2.90
				1448100	120/70 ZR 17 M/C (58W) TL	Roadtec Z6 Front	1448600	180/55 ZR 17 M/C (73W) TL	Roadtec Z6	2.50	2.90
				1448100	120/70 ZR 17 M/C (58W) TL	Roadtec Z6 Front	1827200	180/55 ZR 17 M/C (73W) TL	Roadtec Z6 Interact	2.50	2.90
				1590500	120/70 ZR 17 M/C (58W) TL	Sportec M3	1591000	180/55 ZR 17 M/C (73W) TL	Sportec M3	2.50	2.90
				1677300	120/70 ZR 17 M/C (58W) TL	Racetec K3 Front	1677500	180/55 ZR 17 M/C (73W) TL	Racetec K3	2.50	2.90
				1826800	120/70 ZR 17 M/C (58W) TL	Roadtec Z6 Interact	1448600	180/55 ZR 17 M/C (73W) TL	Roadtec Z6	2.50	2.90
				1826800	120/70 ZR 17 M/C (58W) TL	Roadtec Z6 Interact	1827200	180/55 ZR 17 M/C (73W) TL	Roadtec Z6 Interact	2.50	2.90
			10	1869500	120/70 ZR 17 M/C (58W) TL	Racetec Interact K3	1869900	180/55 ZR 17 M/C (73W) TL	Racetec Interact K3	2.50	2.90
			10	1927400	120/70 ZR 17 M/C (58W) TL	Sportec M5 Interact	1927600	180/55 ZR 17 M/C (73W) TL	Sportec M5 Interact	2.50	2.90
Z 750	ZR750J Vers.J			1321800	120/70 ZR 17 M/C (58W) TL	SPORTEC M-1	1322000	180/55 ZR 17 M/C (73W) TL	SPORTEC M-1	2.50	2.90
				1448100	120/70 ZR 17 M/C (58W) TL	Roadtec Z6 Front	1448600	180/55 ZR 17 M/C (73W) TL	Roadtec Z6	2.50	2.90
				1448100	120/70 ZR 17 M/C (58W) TL	Roadtec Z6 Front	1827200	180/55 ZR 17 M/C (73W) TL	Roadtec Z6 Interact	2.50	2.90
				1590500	120/70 ZR 17 M/C (58W) TL	Sportec M3	1591000	180/55 ZR 17 M/C (73W) TL	Sportec M3	2.50	2.90
				1677300	120/70 ZR 17 M/C (58W) TL	Racetec K3 Front	1677500	180/55 ZR 17 M/C (73W) TL	Racetec K3	2.50	2.90
				1826800	120/70 ZR 17 M/C (58W) TL	Roadtec Z6 Interact	1448600	180/55 ZR 17 M/C (73W) TL	Roadtec Z6	2.50	2.90
				1826800	120/70 ZR 17 M/C (58W) TL	Roadtec Z6 Interact	1827200	180/55 ZR 17 M/C (73W) TL	Roadtec Z6 Interact	2.50	2.90
			10	1869500	120/70 ZR 17 M/C (58W) TL	Racetec Interact K3	1869900	180/55 ZR 17 M/C (73W) TL	Racetec Interact K3	2.50	2.90
			10	1927400	120/70 ZR 17 M/C (58W) TL	Sportec M5 Interact	1927600	180/55 ZR 17 M/C (73W) TL	Sportec M5 Interact	2.50	2.90
Zephyr 750 spoked wheel			23	0894900	120/70 ZR 17 M/C (58W) TL	ME Z4 FRONT	0948000	150/70 ZR 17 (69W) TL	ME Z4	2.00	2.25
			23	0966500	120/70 ZR 17 M/C (58W) TL	ME Z4 B FRONT	0948000	150/70 ZR 17 (69W) TL	ME Z4	2.00	2.25
			23	1448100	120/70 ZR 17 M/C (58W) TL	Roadtec Z6 Front	1448800	150/70 ZR 17 M/C (69W) TL	Roadtec Z6	2.00	2.25

Zephyr 750	ZR 750 C		10	23	1826800	120/70 ZR 17 M/C (58W) TL	Roadtec Z6 Interact	1926900	150/70 ZR 17 M/C (69W) TL	Roadtec Z6 Interact	2.00	2.25					
					0966500	120/70 ZR 17 M/C (58W) TL	ME Z4 B FRONT	0948000	150/70 ZR 17 (69W) TL	ME Z4	2.00	2.25					
					1448100	120/70 ZR 17 M/C (58W) TL	Roadtec Z6 Front	1448800	150/70 ZR 17 M/C (69W) TL	Roadtec Z6	2.00	2.25					
					1531200	120/70 - 17 M/C 58V TL	Lasertec Front	1533700	150/70 VB 17 M/C (69V) TL	Lasertec	2.00	2.25					
ZR-7 '99	ZR 750 F		10		1826800	120/70 ZR 17 M/C (58W) TL	Roadtec Z6 Interact	1926900	150/70 ZR 17 M/C (69W) TL	Roadtec Z6 Interact	2.00	2.25					
					0894900	120/70 ZR 17 M/C (58W) TL	ME Z4 FRONT	0948300	160/60 ZR 17 (69W) TL	ME Z4	2.50	2.50					
					1321800	120/70 ZR 17 M/C (58W) TL	SPORTEC M-1	1590800	160/60 ZR 17 M/C (69W) TL	Sportec M3	2.50	2.50					
					1448100	120/70 ZR 17 M/C (58W) TL	Roadtec Z6 Front	1448700	160/60 ZR 17 M/C (69W) TL	Roadtec Z6	2.50	2.50					
					1448100	120/70 ZR 17 M/C (58W) TL	Roadtec Z6 Front	1448700	160/60 ZR 17 M/C (69W) TL	Roadtec Z6	2.50	2.50					
					1590500	120/70 ZR 17 M/C (58W) TL	Sportec M3	1590800	160/60 ZR 17 M/C (69W) TL	Sportec M3	2.50	2.50					
					1826800	120/70 ZR 17 M/C (58W) TL	Roadtec Z6 Interact	1448700	160/60 ZR 17 M/C (69W) TL	Roadtec Z6	2.50	2.50					
					1826800	120/70 ZR 17 M/C (58W) TL	Roadtec Z6 Interact	1827000	160/60 ZR 17 M/C (69W) TL	Roadtec Z6 Interact	2.50	2.50					
ZR-7 S	ZR 750 F Ausf.H		10		1927400	120/70 ZR 17 M/C (58W) TL	Sportec M5 Interact	1971300	160/60 ZR 17 M/C (69W) TL	Sportec M5 Interact	2.50	2.50					
					0894900	120/70 ZR 17 M/C (58W) TL	ME Z4 FRONT	0948300	160/60 ZR 17 (69W) TL	ME Z4	2.50	2.50					
					1448100	120/70 ZR 17 M/C (58W) TL	Roadtec Z6 Front	1448700	160/60 ZR 17 M/C (69W) TL	Roadtec Z6	2.50	2.50					
					1590500	120/70 ZR 17 M/C (58W) TL	Sportec M3	1590800	160/60 ZR 17 M/C (69W) TL	Sportec M3	2.50	2.50					
					1826800	120/70 ZR 17 M/C (58W) TL	Roadtec Z6 Interact	1827000	160/60 ZR 17 M/C (69W) TL	Roadtec Z6 Interact	2.50	2.50					
					1927400	120/70 ZR 17 M/C (58W) TL	Sportec M5 Interact	1971300	160/60 ZR 17 M/C (69W) TL	Sportec M5 Interact	2.50	2.50					
					ZX-7RR	ZX 750 N Ausf.N		10		0894900	120/70 ZR 17 M/C (58W) TL	ME Z4 FRONT	0948400	190/50 ZR 17 (73W) TL	ME Z4	2.50	2.90
										1321800	120/70 ZR 17 M/C (58W) TL	SPORTEC M-1	1321900	190/50 ZR 17 M/C (73W) TL	SPORTEC M-1	2.50	2.90
1448100	120/70 ZR 17 M/C (58W) TL	Roadtec Z6 Front	1449000	190/50 ZR 17 M/C (73W) TL						Roadtec Z6	2.50	2.90					
1590500	120/70 ZR 17 M/C (58W) TL	Sportec M3	1591100	190/50 ZR 17 M/C (73W) TL						Sportec M3	2.50	2.90					
1321800	120/70 ZR 17 M/C (58W) TL	SPORTEC M-1	1322000	180/55 ZR 17 M/C (73W) TL						SPORTEC M-1	2.50	2.90					
1448100	120/70 ZR 17 M/C (58W) TL	Roadtec Z6 Front	1827200	180/55 ZR 17 M/C (73W) TL						Roadtec Z6 Interact	2.50	2.90					
1826800	120/70 ZR 17 M/C (58W) TL	Roadtec Z6 Interact	1448600	180/55 ZR 17 M/C (73W) TL						Roadtec Z6	2.50	2.90					
1826800	120/70 ZR 17 M/C (58W) TL	Roadtec Z6 Interact	1827200	180/55 ZR 17 M/C (73W) TL						Roadtec Z6 Interact	2.50	2.90					
1677300	120/70 ZR 17 M/C (58W) TL	Racetec K3 Front	1677600	190/50 ZR 17 M/C (73W) TL						Racetec K3	2.50	2.90					
1826800	120/70 ZR 17 M/C (58W) TL	Roadtec Z6 Interact	1868300	190/50 ZR 17 M/C (73W) TL						Roadtec Z6 Interact	2.50	2.90					
1869500	120/70 ZR 17 M/C (58W) TL	Racetec Interact K3	1869900	180/55 ZR 17 M/C (73W) TL						Racetec Interact K3	2.50	2.90					
1869500	120/70 ZR 17 M/C (58W) TL	Racetec Interact K3	1870400	190/50 ZR 17 M/C (73W) TL						Racetec Interact K3	2.50	2.90					
ZXR 750 + ZXR 750 R	ZX750J Ausf.J+K		10		1927400	120/70 ZR 17 M/C (58W) TL	Sportec M5 Interact	1927600	180/55 ZR 17 M/C (73W) TL	Sportec M5 Interact	2.50	2.90					
					1927400	120/70 ZR 17 M/C (58W) TL	Sportec M5 Interact	1948500	190/50 ZR 17 M/C (73W) TL	Sportec M5 Interact	2.50	2.90					
					0966500	120/70 ZR 17 M/C (58W) TL	ME Z4 B FRONT	0894800	180/55 ZR 17 M/C (73W) TL	ME Z4	2.50	2.90					
					1321800	120/70 ZR 17 M/C (58W) TL	SPORTEC M-1	1322000	180/55 ZR 17 M/C (73W) TL	SPORTEC M-1	2.50	2.90					
					1448100	120/70 ZR 17 M/C (58W) TL	Roadtec Z6 Front	1448600	180/55 ZR 17 M/C (73W) TL	Roadtec Z6	2.50	2.90					
					1448100	120/70 ZR 17 M/C (58W) TL	Roadtec Z6 Front	1827200	180/55 ZR 17 M/C (73W) TL	Roadtec Z6 Interact	2.50	2.90					
					1590500	120/70 ZR 17 M/C (58W) TL	Sportec M3	1591000	180/55 ZR 17 M/C (73W) TL	Sportec M3	2.50	2.90					
					1677300	120/70 ZR 17 M/C (58W) TL	Racetec K3 Front	1677500	180/55 ZR 17 M/C (73W) TL	Racetec K3	2.50	2.90					
					1826800	120/70 ZR 17 M/C (58W) TL	Roadtec Z6 Interact	1448600	180/55 ZR 17 M/C (73W) TL	Roadtec Z6	2.50	2.90					
					1826800	120/70 ZR 17 M/C (58W) TL	Roadtec Z6 Interact	1827200	180/55 ZR 17 M/C (73W) TL	Roadtec Z6 Interact	2.50	2.90					
					1869500	120/70 ZR 17 M/C (58W) TL	Racetec Interact K3	1869900	180/55 ZR 17 M/C (73W) TL	Racetec Interact K3	2.50	2.90					
					1927400	120/70 ZR 17 M/C (58W) TL	Sportec M5 Interact	1927600	180/55 ZR 17 M/C (73W) TL	Sportec M5 Interact	2.50	2.90					
ZXR 750 R	ZX 750 L Ausf.M		10		0966500	120/70 ZR 17 M/C (58W) TL	ME Z4 B FRONT	0894800	180/55 ZR 17 M/C (73W) TL	ME Z4	2.50	2.90					
					1321800	120/70 ZR 17 M/C (58W) TL	SPORTEC M-1	1322000	180/55 ZR 17 M/C (73W) TL	SPORTEC M-1	2.50	2.90					
					1448100	120/70 ZR 17 M/C (58W) TL	Roadtec Z6 Front	1448600	180/55 ZR 17 M/C (73W) TL	Roadtec Z6	2.50	2.90					
					1448100	120/70 ZR 17 M/C (58W) TL	Roadtec Z6 Front	1827200	180/55 ZR 17 M/C (73W) TL	Roadtec Z6 Interact	2.50	2.90					
					1590500	120/70 ZR 17 M/C (58W) TL	Sportec M3	1591000	180/55 ZR 17 M/C (73W) TL	Sportec M3	2.50	2.90					
					1677300	120/70 ZR 17 M/C (58W) TL	Racetec K3 Front	1677500	180/55 ZR 17 M/C (73W) TL	Racetec K3	2.50	2.90					
					1826800	120/70 ZR 17 M/C (58W) TL	Roadtec Z6 Interact	1448600	180/55 ZR 17 M/C (73W) TL	Roadtec Z6	2.50	2.90					
					1826800	120/70 ZR 17 M/C (58W) TL	Roadtec Z6 Interact	1827200	180/55 ZR 17 M/C (73W) TL	Roadtec Z6 Interact	2.50	2.90					
					1869500	120/70 ZR 17 M/C (58W) TL	Racetec Interact K3	1869900	180/55 ZR 17 M/C (73W) TL	Racetec Interact K3	2.50	2.90					
					1927400	120/70 ZR 17 M/C (58W) TL	Sportec M5 Interact	1927600	180/55 ZR 17 M/C (73W) TL	Sportec M5 Interact	2.50	2.90					
					ZXR 750	ZX 750 H		10		0966500	120/70 ZR 17 M/C (58W) TL	ME Z4 B FRONT	0893600	170/60 ZR 17 M/C (72W) TL	ME Z4	2.50	2.90
										1590500	120/70 ZR 17 M/C (58W) TL	Sportec M3	1590900	170/60 ZR 17 M/C (72W) TL	Sportec M3	2.50	2.90
1321800	120/70 ZR 17 M/C (58W) TL	SPORTEC M-1	1322000	180/55 ZR 17 M/C (73W) TL						SPORTEC M-1	2.50	2.90					
1448100	120/70 ZR 17 M/C (58W) TL	Roadtec Z6 Front	1448600	180/55 ZR 17 M/C (73W) TL						Roadtec Z6	2.50	2.90					
1448100	120/70 ZR 17 M/C (58W) TL	Roadtec Z6 Front	1827200	180/55 ZR 17 M/C (73W) TL						Roadtec Z6 Interact	2.50	2.90					
1826800	120/70 ZR 17 M/C (58W) TL	Roadtec Z6 Interact	1448600	180/55 ZR 17 M/C (73W) TL						Roadtec Z6	2.50	2.90					
1826800	120/70 ZR 17 M/C (58W) TL	Roadtec Z6 Interact	1827200	180/55 ZR 17 M/C (73W) TL						Roadtec Z6 Interact	2.50	2.90					



MANUFACTURER	TYPE	Footnotes	FRONT TYRE			REAR TYRE			Inflation Pressure (bar)				
			IP-code	Size	Metzeler-Tread Pattern	IP-code	Size	Metzeler-Tread Pattern	Front	Rear			
ZX 750	ZX 750 L Ausf.L	10	1869500	120/70 ZR 17 M/C (58W) TL	Racetec Interact K3	1869900	180/55 ZR 17 M/C (73W) TL	Racetec Interact K3	2.50	2.90			
			1927400	120/70 ZR 17 M/C (58W) TL	Sportec M5 Interact	1927600	180/55 ZR 17 M/C (73W) TL	Sportec M5 Interact	2.50	2.90			
			0966500	120/70 ZR 17 M/C (58W) TL	ME Z4 B FRONT	0894800	180/55 ZR 17 M/C (73W) TL	ME Z4	2.50	2.90			
			1321800	120/70 ZR 17 M/C (58W) TL	SPORTEC M-1	1322000	180/55 ZR 17 M/C (73W) TL	SPORTEC M-1	2.50	2.90			
			1448100	120/70 ZR 17 M/C (58W) TL	Roadtec Z6 Front	1448600	180/55 ZR 17 M/C (73W) TL	Roadtec Z6	2.50	2.90			
			1448100	120/70 ZR 17 M/C (58W) TL	Roadtec Z6 Front	1827200	180/55 ZR 17 M/C (73W) TL	Roadtec Z6 Interact	2.50	2.90			
			1590500	120/70 ZR 17 M/C (58W) TL	Sportec M3	1591000	180/55 ZR 17 M/C (73W) TL	Sportec M3	2.50	2.90			
			1677300	120/70 ZR 17 M/C (58W) TL	Racetec K3 Front	1677500	180/55 ZR 17 M/C (73W) TL	Racetec K3	2.50	2.90			
			1826800	120/70 ZR 17 M/C (58W) TL	Roadtec Z6 Interact	1448600	180/55 ZR 17 M/C (73W) TL	Roadtec Z6	2.50	2.90			
			1826800	120/70 ZR 17 M/C (58W) TL	Roadtec Z6 Interact	1827200	180/55 ZR 17 M/C (73W) TL	Roadtec Z6 Interact	2.50	2.90			
Z 900	Z1F	10	1869500	120/70 ZR 17 M/C (58W) TL	Racetec Interact K3	1869900	180/55 ZR 17 M/C (73W) TL	Racetec Interact K3	2.50	2.90			
			1927400	120/70 ZR 17 M/C (58W) TL	Sportec M5 Interact	1927600	180/55 ZR 17 M/C (73W) TL	Sportec M5 Interact	2.50	2.90			
			23	1530000	100/90 - 19 M/C 57H TL	Lasertec Front	1532100	120/90 - 18 M/C 65H TL	Lasertec	1.90	2.50		
			23	1531300	3.25 - 19 M/C 54H TL	Lasertec Front	1533900	4.00 - 18 M/C 64V TL	Lasertec	1.90	2.50		
			1531000	120/80 V 16 M/C (60V) TL	Lasertec Front	1533100	130/80 V 18 M/C (66V) TL	Lasertec	2.50	2.90			
			ZX 900 A1-A6; GPZ 900 R ZX-9R B1 Ninja			0894900	120/70 ZR 17 M/C (58W) TL	ME Z4 FRONT	0894800	180/55 ZR 17 M/C (73W) TL	ME Z4	2.50	2.90
						1321800	120/70 ZR 17 M/C (58W) TL	SPORTEC M-1	1322000	180/55 ZR 17 M/C (73W) TL	SPORTEC M-1	2.50	2.90
						1448100	120/70 ZR 17 M/C (58W) TL	Roadtec Z6 Front	1448600	180/55 ZR 17 M/C (73W) TL	Roadtec Z6	2.50	2.90
						1448100	120/70 ZR 17 M/C (58W) TL	Roadtec Z6 Front	1827200	180/55 ZR 17 M/C (73W) TL	Roadtec Z6 Interact	2.50	2.90
						1590500	120/70 ZR 17 M/C (58W) TL	Sportec M3	1591000	180/55 ZR 17 M/C (73W) TL	Sportec M3	2.50	2.90
1826800	120/70 ZR 17 M/C (58W) TL	Roadtec Z6 Interact				1448600	180/55 ZR 17 M/C (73W) TL	Roadtec Z6	2.50	2.90			
1826800	120/70 ZR 17 M/C (58W) TL	Roadtec Z6 Interact				1827200	180/55 ZR 17 M/C (73W) TL	Roadtec Z6 Interact	2.50	2.90			
1869500	120/70 ZR 17 M/C (58W) TL	Racetec Interact K3				1869900	180/55 ZR 17 M/C (73W) TL	Racetec Interact K3	2.50	2.90			
1677300	120/70 ZR 17 M/C (58W) TL	Racetec K3 Front				1677500	180/55 ZR 17 M/C (73W) TL	Racetec K3	2.50	2.90			
1927400	120/70 ZR 17 M/C (58W) TL	Sportec M5 Interact				1927600	180/55 ZR 17 M/C (73W) TL	Sportec M5 Interact	2.50	2.90			
ZX-9R Mod.2002	ZX 900 E Ausf. F	10	1321800	120/70 ZR 17 M/C (58W) TL	SPORTEC M-1	1321900	190/50 ZR 17 M/C (73W) TL	SPORTEC M-1	2.50	2.90			
			1590500	120/70 ZR 17 M/C (58W) TL	Sportec M3	1591100	190/50 ZR 17 M/C (73W) TL	Sportec M3	2.50	2.90			
			1869500	120/70 ZR 17 M/C (58W) TL	Racetec Interact K3	1870400	190/50 ZR 17 M/C (73W) TL	Racetec Interact K3	2.50	2.90			
			1448100	120/70 ZR 17 M/C (58W) TL	Roadtec Z6 Front	1827200	180/55 ZR 17 M/C (73W) TL	Roadtec Z6 Interact	2.50	2.90			
			1826800	120/70 ZR 17 M/C (58W) TL	Roadtec Z6 Interact	1448600	180/55 ZR 17 M/C (73W) TL	Roadtec Z6	2.50	2.90			
			1826800	120/70 ZR 17 M/C (58W) TL	Roadtec Z6 Interact	1827200	180/55 ZR 17 M/C (73W) TL	Roadtec Z6 Interact	2.50	2.90			
			1826800	120/70 ZR 17 M/C (58W) TL	Roadtec Z6 Interact	1827200	180/55 ZR 17 M/C (73W) TL	Roadtec Z6 Interact	2.50	2.90			
			1677300	120/70 ZR 17 M/C (58W) TL	Racetec K3 Front	1677600	190/50 ZR 17 M/C (73W) TL	Racetec K3	2.50	2.90			
			1927400	120/70 ZR 17 M/C (58W) TL	Sportec M5 Interact	1948500	190/50 ZR 17 M/C (73W) TL	Sportec M5 Interact	2.50	2.90			
			0894900	120/70 ZR 17 M/C (58W) TL	ME Z4 FRONT	0894800	180/55 ZR 17 M/C (73W) TL	ME Z4	2.50	2.90			
ZX-9R Ninja			1432800	120/70 ZR 17 M/C (58W) TL	Sportec M-1 P	1322000	180/55 ZR 17 M/C (73W) TL	SPORTEC M-1	2.50	2.90			
			1448100	120/70 ZR 17 M/C (58W) TL	Roadtec Z6 Front	1448600	180/55 ZR 17 M/C (73W) TL	Roadtec Z6	2.50	2.90			
			1448100	120/70 ZR 17 M/C (58W) TL	Roadtec Z6 Front	1827200	180/55 ZR 17 M/C (73W) TL	Roadtec Z6 Interact	2.50	2.90			
			1590500	120/70 ZR 17 M/C (58W) TL	Sportec M3	1591000	180/55 ZR 17 M/C (73W) TL	Sportec M3	2.50	2.90			
			1677300	120/70 ZR 17 M/C (58W) TL	Racetec K3 Front	1677500	180/55 ZR 17 M/C (73W) TL	Racetec K3	2.50	2.90			
			1826800	120/70 ZR 17 M/C (58W) TL	Roadtec Z6 Interact	1448600	180/55 ZR 17 M/C (73W) TL	Roadtec Z6	2.50	2.90			
			1826800	120/70 ZR 17 M/C (58W) TL	Roadtec Z6 Interact	1827200	180/55 ZR 17 M/C (73W) TL	Roadtec Z6 Interact	2.50	2.90			
			1869500	120/70 ZR 17 M/C (58W) TL	Racetec Interact K3	1869900	180/55 ZR 17 M/C (73W) TL	Racetec Interact K3	2.50	2.90			
			1927400	120/70 ZR 17 M/C (58W) TL	Sportec M5 Interact	1927600	180/55 ZR 17 M/C (73W) TL	Sportec M5 Interact	2.50	2.90			
			0894900	120/70 ZR 17 M/C (58W) TL	ME Z4 FRONT	0948400	190/50 ZR 17 (73W) TL	ME Z4	2.50	2.90			
ZX-9R Ninja 2000	ZX 900 E	10	1321800	120/70 ZR 17 M/C (58W) TL	SPORTEC M-1	1321900	190/50 ZR 17 M/C (73W) TL	SPORTEC M-1	2.50	2.90			
			1448100	120/70 ZR 17 M/C (58W) TL	Roadtec Z6 Front	1449000	190/50 ZR 17 M/C (73W) TL	Roadtec Z6	2.50	2.90			
			1590500	120/70 ZR 17 M/C (58W) TL	Sportec M3	1591100	190/50 ZR 17 M/C (73W) TL	Sportec M3	2.50	2.90			
			1869500	120/70 ZR 17 M/C (58W) TL	Racetec Interact K3	1870400	190/50 ZR 17 M/C (73W) TL	Racetec Interact K3	2.50	2.90			
			1448100	120/70 ZR 17 M/C (58W) TL	Roadtec Z6 Front	1827200	180/55 ZR 17 M/C (73W) TL	Roadtec Z6 Interact	2.50	2.90			
			1826800	120/70 ZR 17 M/C (58W) TL	Roadtec Z6 Interact	1448600	180/55 ZR 17 M/C (73W) TL	Roadtec Z6	2.50	2.90			
			1826800	120/70 ZR 17 M/C (58W) TL	Roadtec Z6 Interact	1827200	180/55 ZR 17 M/C (73W) TL	Roadtec Z6 Interact	2.50	2.90			
			1677300	120/70 ZR 17 M/C (58W) TL	Racetec K3 Front	1677600	190/50 ZR 17 M/C (73W) TL	Racetec K3	2.50	2.90			
			1826800	120/70 ZR 17 M/C (58W) TL	Roadtec Z6 Interact	1868300	190/50 ZR 17 M/C (73W) TL	Roadtec Z6 Interact	2.50	2.90			

			10	1927400	120/70 ZR 17 M/C (58W) TL	Sportec M5 Interact	1948500	190/50 ZR 17 M/C (73W) TL	Sportec M5 Interact	2.50	2.90
1000 GTR				1534800	110/80 V 18 M/C (58V) TL	Lasertec Front	1533400	150/80 VB 16 M/C (71V) TL	Lasertec	2.50	2.90
GPZ 1000 RX	ZXT 00 A			1531100	120/80 VB 16 M/C (60V) TL	Lasertec Front	1533400	150/80 VB 16 M/C (71V) TL	Lasertec	2.50	2.90
Ninja ZX-10R '06	ZXT00D			1590500	120/70 ZR 17 M/C (58W) TL	Sportec M3	1828400	190/55 ZR 17 M/C (75W) TL	Sportec M3	2.50	2.90
				1677300	120/70 ZR 17 M/C (58W) TL	Racetec K3 Front	1697400	190/55 ZR 17 M/C (75W) TL	Racetec K3	2.50	2.90
				1869500	120/70 ZR 17 M/C (58W) TL	Racetec Interact K3	1870300	190/55 ZR 17 M/C (75W) TL	Racetec Interact K3	2.50	2.90
Ninja ZX-10R	ZXT00C		10	1927400	120/70 ZR 17 M/C (58W) TL	Sportec M5 Interact	1927500	190/55 ZR 17 M/C (75W) TL	Sportec M5 Interact	2.50	2.90
				1321800	120/70 ZR 17 M/C (58W) TL	SPORTEC M-1	1321900	190/50 ZR 17 M/C (73W) TL	SPORTEC M-1	2.50	2.90
				1448100	120/70 ZR 17 M/C (58W) TL	Roadtec Z6 Front	1449000	190/50 ZR 17 M/C (73W) TL	Roadtec Z6	2.50	2.90
				1590500	120/70 ZR 17 M/C (58W) TL	Sportec M3	1591100	190/50 ZR 17 M/C (73W) TL	Sportec M3	2.50	2.90
				1869500	120/70 ZR 17 M/C (58W) TL	Racetec Interact K3	1870400	190/50 ZR 17 M/C (73W) TL	Racetec Interact K3	2.50	2.90
			10	1677300	120/70 ZR 17 M/C (58W) TL	Racetec K3 Front	1677600	190/50 ZR 17 M/C (73W) TL	Racetec K3	2.50	2.90
Ninja ZX-10R	ZXT00E; ZXT00F		10	1927400	120/70 ZR 17 M/C (58W) TL	Sportec M5 Interact	1948500	190/50 ZR 17 M/C (73W) TL	Sportec M5 Interact	2.50	2.90
				1590500	120/70 ZR 17 M/C (58W) TL	Sportec M3	1828400	190/55 ZR 17 M/C (75W) TL	Sportec M3	2.50	2.90
				1677300	120/70 ZR 17 M/C (58W) TL	Racetec K3 Front	1697400	190/55 ZR 17 M/C (75W) TL	Racetec K3	2.50	2.90
				1869500	120/70 ZR 17 M/C (58W) TL	Racetec Interact K3	1870300	190/55 ZR 17 M/C (75W) TL	Racetec Interact K3	2.50	2.90
Z 1000 (all versions)	ZRT00B		10	1927400	120/70 ZR 17 M/C (58W) TL	Sportec M5 Interact	1927500	190/55 ZR 17 M/C (75W) TL	Sportec M5 Interact	2.50	2.90
				1590500	120/70 ZR 17 M/C (58W) TL	Sportec M3	1591100	190/50 ZR 17 M/C (73W) TL	Sportec M3	2.50	2.90
			10	1677300	120/70 ZR 17 M/C (58W) TL	Racetec K3 Front	1677600	190/50 ZR 17 M/C (73W) TL	Racetec K3	2.50	2.90
			10	1826800	120/70 ZR 17 M/C (58W) TL	Roadtec Z6 Interact	1868300	190/50 ZR 17 M/C (73W) TL	Roadtec Z6 Interact	2.50	2.90
			10	1869500	120/70 ZR 17 M/C (58W) TL	Racetec Interact K3	1870400	190/50 ZR 17 M/C (73W) TL	Racetec Interact K3	2.50	2.90
Z 1000 (all versions)	ZRT00D		10	1927400	120/70 ZR 17 M/C (58W) TL	Sportec M5 Interact	1948500	190/50 ZR 17 M/C (73W) TL	Sportec M5 Interact	2.50	2.90
			10	1590500	120/70 ZR 17 M/C (58W) TL	Sportec M3	1591100	190/50 ZR 17 M/C (73W) TL	Sportec M3	-	-
			10	1826800	120/70 ZR 17 M/C (58W) TL	Roadtec Z6 Interact	1868300	190/50 ZR 17 M/C (73W) TL	Roadtec Z6 Interact	-	-
			10	1869500	120/70 ZR 17 M/C (58W) TL	Racetec Interact K3	1870400	190/50 ZR 17 M/C (73W) TL	Racetec Interact K3	-	-
Z 1000 J	KZT00J Ausf. J		10	1927400	120/70 ZR 17 M/C (58W) TL	Sportec M5 Interact	1948500	190/50 ZR 17 M/C (73W) TL	Sportec M5 Interact	-	-
				1531400	3.25 - 19 M/C 54V TL	Lasertec Front	1532200	120/90 - 18 M/C 65V TL	Lasertec	2.50	2.90
Z 1000 MKII,EFI	KZT 00 A-A, H			1530100	100/90 - 19 M/C 57V TL	Lasertec Front	1532200	120/90 - 18 M/C 65V TL	Lasertec	2.50	2.90
				1531400	100/90 - 19 M/C 57V TL	Lasertec Front	1532200	120/90 - 18 M/C 65V TL	Lasertec	2.50	2.90
				1531400	3.25 - 19 M/C 54V TL	Lasertec Front	1533900	4.00 - 18 M/C 64V TL	Lasertec	2.50	2.90
Z 1000 R	KZT00J Ausf. R			1531400	3.25 - 19 M/C 54V TL	Lasertec Front	1532200	120/90 - 18 M/C 65V TL	Lasertec	2.25	2.90
Z 1000 ST	KZT 00 E			1531600	3.50 - 19 M/C 57V TL	Lasertec Front	1532900	130/90 - 17 M/C 68V TL	Lasertec	2.25	2.90
Z 1000	Z 1 F-A		23	1530000	100/90 - 19 M/C 57H TL	Lasertec Front	1532100	120/90 - 18 M/C 65H TL	Lasertec	2.50	2.90
			23	1531300	3.25 - 19 M/C 54H TL	Lasertec Front	1533900	4.00 - 18 M/C 64V TL	Lasertec	2.50	2.90
Z 1000	ZRT 00 A			0894900	120/70 ZR 17 M/C (58W) TL	ME Z4 FRONT	0948400	190/50 ZR 17 (73W) TL	ME Z4	2.50	2.90
				1321800	120/70 ZR 17 M/C (58W) TL	SPORTEC M-1	1321900	190/50 ZR 17 M/C (73W) TL	SPORTEC M-1	2.50	2.90
				1448100	120/70 ZR 17 M/C (58W) TL	Roadtec Z6 Front	1449000	190/50 ZR 17 M/C (73W) TL	Roadtec Z6	2.50	2.90
				1590500	120/70 ZR 17 M/C (58W) TL	Sportec M3	1591100	190/50 ZR 17 M/C (73W) TL	Sportec M3	2.50	2.90
				1677300	120/70 ZR 17 M/C (58W) TL	Racetec K3 Front	1677600	190/50 ZR 17 M/C (73W) TL	Racetec K3	2.50	2.90
			10	1826800	120/70 ZR 17 M/C (58W) TL	Roadtec Z6 Interact	1868300	190/50 ZR 17 M/C (73W) TL	Roadtec Z6 Interact	2.50	2.90
			10	1869500	120/70 ZR 17 M/C (58W) TL	Racetec Interact K3	1870400	190/50 ZR 17 M/C (73W) TL	Racetec Interact K3	2.50	2.90
			10	1927400	120/70 ZR 17 M/C (58W) TL	Sportec M5 Interact	1948500	190/50 ZR 17 M/C (73W) TL	Sportec M5 Interact	2.50	2.90
Z 1 R	Z 1 F-D			1534500	100/90 V 18 M/C (56V) TL	Lasertec Front	1532200	120/90 - 18 M/C 65V TL	Lasertec	2.50	2.90
ZX 10	ZXT 00 B			0966500	120/70 ZR 17 M/C (58W) TL	ME Z4 B FRONT	0948100	160/60 ZR 18 M/C (70W) TL	ME Z4	2.50	2.90
				1448100	120/70 ZR 17 M/C (58W) TL	Roadtec Z6 Front	1448900	160/60 ZR 18 M/C (70W) TL	Roadtec Z6	2.50	2.90
			10	1826800	120/70 ZR 17 M/C (58W) TL	Roadtec Z6 Interact	1926800	160/60 ZR 18 M/C (70W) TL	Roadtec Z6 Interact	2.50	2.90
GPZ 1100(KZT10B) B1 EFI,B2 DFI				0161600	100/90 - 19 57V TL	ME 33 LASER#	0154500	120/90 - 18 65V TL	ME 99 A1 #	2.20	2.80
GPZ 1100 ABS; ZX 1100 E1				0894900	120/70 ZR 17 M/C (58W) TL	ME Z4 FRONT	0893600	170/60 ZR 17 M/C (72W) TL	ME Z4	2.50	2.90
				1448100	120/70 ZR 17 M/C (58W) TL	Roadtec Z6 Front	1449100	170/60 ZR 17 M/C (72W) TL	Roadtec Z6	2.50	2.90
				1448100	120/70 ZR 17 M/C (58W) TL	Roadtec Z6 Front	1827100	170/60 ZR 17 M/C (72W) TL	Roadtec Z6 Interact	2.50	2.90
				1826800	120/70 ZR 17 M/C (58W) TL	Roadtec Z6 Interact	1449100	170/60 ZR 17 M/C (72W) TL	Roadtec Z6	2.50	2.90
				1826800	120/70 ZR 17 M/C (58W) TL	Roadtec Z6 Interact	1827100	170/60 ZR 17 M/C (72W) TL	Roadtec Z6 Interact	2.50	2.90
GPZ 1100	KZT10B-A			1530700	110/90 V 18 M/C (61V) TL	Lasertec Front	1532900	130/90 - 17 M/C 68V TL	Lasertec	2.20	2.80
Z 1100 GP	KZT10B-B		12	1530100	100/90 - 19 M/C 57V TL	Lasertec Front	1532200	120/90 - 18 M/C 65V TL	Lasertec	2.25	2.90
			12	1530100	100/90 - 19 M/C 57V TL	Lasertec Front	1533100	130/80 V 18 M/C (66V) TL	Lasertec	2.25	2.90
Z 1100 ST	KZT 10 A			1531600	3.50 - 19 M/C 57V TL	Lasertec Front	1532400	130/90 - 16 M/C 67V TL	Lasertec	2.25	2.90
Zephyr 1100 (Speiche-u. Alufelge)	ZRT 10 A			1014700	120/70 ZR 18 59W TL	ME Z4 FRONT	0948200	160/70 ZR 17 73W TL	ME Z4	2.50	2.90
				1445200	120/70 ZR 18 M/C (59W) TL	ME Z4 FRONT	0948200	160/70 ZR 17 73W TL	ME Z4	2.50	2.90
				1448400	120/70 ZR 18 M/C (59W) TL	Roadtec Z6 Front	1619500	160/70 ZR 17 M/C 73W TL	Roadtec Z6	2.50	2.90





MANUFACTURER	TYPE	Footnotes	FRONT TYRE			REAR TYRE			Inflation Pressure (bar)		
			IP-code	Size	Metzeler-Tread Pattern	IP-code	Size	Metzeler-Tread Pattern	Front	Rear	
ZZR 1100	ZXT 10 C		10	1530600	110/80 - 18 M/C 58V TL	Lasertec Front	1533800	160/70 B 17 M/C 73V TL	Lasertec	2.50	2.90
				1927000	120/70 ZR 18 M/C (59W) TL	Roadtec Z6 Interact *	1927300	160/70 ZR 17 M/C 73W TL	Roadtec Z6 Interact	2.50	2.90
				0966500	120/70 ZR 17 M/C (58W) TL	ME Z4 B FRONT	0893600	170/60 ZR 17 M/C (72W) TL	ME Z4	2.90	2.90
				1448100	120/70 ZR 17 M/C (58W) TL	Roadtec Z6 Front	1449100	170/60 ZR 17 M/C (72W) TL	Roadtec Z6	2.90	2.90
				1448100	120/70 ZR 17 M/C (58W) TL	Roadtec Z6 Front	1827100	170/60 ZR 17 M/C (72W) TL	Roadtec Z6 Interact	2.90	2.90
				1590500	120/70 ZR 17 M/C (58W) TL	Sportec M3	1590900	170/60 ZR 17 M/C (72W) TL	Sportec M3	2.90	2.90
				1826800	120/70 ZR 17 M/C (58W) TL	Roadtec Z6 Interact	1449100	170/60 ZR 17 M/C (72W) TL	Roadtec Z6	2.90	2.90
				1826800	120/70 ZR 17 M/C (58W) TL	Roadtec Z6 Interact	1827100	170/60 ZR 17 M/C (72W) TL	Roadtec Z6 Interact	2.90	2.90
				0966500	120/70 ZR 17 M/C (58W) TL	ME Z4 B FRONT	0894800	180/55 ZR 17 M/C (73W) TL	ME Z4	2.90	2.90
				1590500	120/70 ZR 17 M/C (58W) TL	Sportec M3	1591000	180/55 ZR 17 M/C (73W) TL	Sportec M3	2.90	2.90
ZZR 1100	ZXT 10 D		10	1927400	120/70 ZR 17 M/C (58W) TL	Sportec M5 Interact	1927600	180/55 ZR 17 M/C (73W) TL	Sportec M5 Interact	2.90	2.90
				0966500	120/70 ZR 17 M/C (58W) TL	ME Z4 B FRONT	0894800	180/55 ZR 17 M/C (73W) TL	ME Z4	2.90	2.90
				1321800	120/70 ZR 17 M/C (58W) TL	SPORTEC M-1	1322000	180/55 ZR 17 M/C (73W) TL	SPORTEC M-1	2.90	2.90
				1448100	120/70 ZR 17 M/C (58W) TL	Roadtec Z6 Front	1561800	180/55 ZR 17 M/C (73W) TL	Roadtec Z6 C	2.90	2.90
				1448100	120/70 ZR 17 M/C (58W) TL	Roadtec Z6 Front	1827300	180/55 ZR 17 M/C (73W) TL	Roadtec Z6 Interact C	2.90	2.90
				1826800	120/70 ZR 17 M/C (58W) TL	Roadtec Z6 Interact	1561800	180/55 ZR 17 M/C (73W) TL	Roadtec Z6 C	2.90	2.90
				1826800	120/70 ZR 17 M/C (58W) TL	Roadtec Z6 Interact	1827300	180/55 ZR 17 M/C (73W) TL	Roadtec Z6 Interact C	2.90	2.90
				1590500	120/70 ZR 17 M/C (58W) TL	Sportec M3	1591000	180/55 ZR 17 M/C (73W) TL	Sportec M3	2.90	2.90
				1927400	120/70 ZR 17 M/C (58W) TL	Sportec M5 Interact	1927600	180/55 ZR 17 M/C (73W) TL	Sportec M5 Interact	2.90	2.90
				1590500	120/70 ZR 17 M/C (58W) TL	Sportec M3	1591200	200/50 ZR 17 M/C (75W) TL	Sportec M3	2.90	2.90
Ninja ZX-12 R (FN-JKAZXT20AAA..)	ZXT20A Ausf.A		10	1590500	120/70 ZR 17 M/C (58W) TL	Sportec M3	1591200	200/50 ZR 17 M/C (75W) TL	Sportec M3	-	-
Ninja ZX-12R '02 (FN-JKAZXT20ABA..)	ZXT 20 A Ausf.B			1590500	120/70 ZR 17 M/C (58W) TL	Sportec M3	1591200	200/50 ZR 17 M/C (75W) TL	Sportec M3	-	-
ZRX 1200, R	ZRT20A Vers.A+C			0894900	120/70 ZR 17 M/C (58W) TL	ME Z4 FRONT	0894800	180/55 ZR 17 M/C (73W) TL	ME Z4	2.50	2.50
				1321800	120/70 ZR 17 M/C (58W) TL	SPORTEC M-1	1322000	180/55 ZR 17 M/C (73W) TL	SPORTEC M-1	2.50	2.50
				1826800	120/70 ZR 17 M/C (58W) TL	Roadtec Z6 Interact	1827300	180/55 ZR 17 M/C (73W) TL	Roadtec Z6 Interact C	2.50	2.90
			10	1927400	120/70 ZR 17 M/C (58W) TL	Sportec M5 Interact	1927600	180/55 ZR 17 M/C (73W) TL	Sportec M5 Interact	2.50	2.90
ZRX 1200 S	ZRT20A Vers. B			0894900	120/70 ZR 17 M/C (58W) TL	ME Z4 FRONT	0894800	180/55 ZR 17 M/C (73W) TL	ME Z4	2.50	2.50
				1321800	120/70 ZR 17 M/C (58W) TL	SPORTEC M-1	1322000	180/55 ZR 17 M/C (73W) TL	SPORTEC M-1	2.50	2.50
				1448100	120/70 ZR 17 M/C (58W) TL	Roadtec Z6 Front	1561800	180/55 ZR 17 M/C (73W) TL	Roadtec Z6 C	2.50	2.50
				1826800	120/70 ZR 17 M/C (58W) TL	Roadtec Z6 Interact	1827300	180/55 ZR 17 M/C (73W) TL	Roadtec Z6 Interact C	2.50	2.50
			10	1590500	120/70 ZR 17 M/C (58W) TL	Sportec M3	1591000	180/55 ZR 17 M/C (73W) TL	Sportec M3	2.50	2.50
			10	1927400	120/70 ZR 17 M/C (58W) TL	Sportec M5 Interact	1927600	180/55 ZR 17 M/C (73W) TL	Sportec M5 Interact	2.50	2.50
ZZ-R 1200	ZXT 20 C			1590500	120/70 ZR 17 M/C (58W) TL	Sportec M3	1591000	180/55 ZR 17 M/C (73W) TL	Sportec M3	2.90	2.90
				1826900	120/70 ZR 17 M/C (58W) TL	Roadtec Z6 Interact G	1580000	180/55 ZR 17 M/C (73W) TL	Roadtec Z6 K	2.90	2.90
Z 1300 DFI	KZT 30AG		10	1927400	120/70 ZR 17 M/C (58W) TL	Sportec M5 Interact	1927600	180/55 ZR 17 M/C (73W) TL	Sportec M5 Interact	2.90	2.90
				1530700	110/90 V 18 M/C (61V) TL	Lasertec Front	1532900	130/90 - 17 M/C 68V TL	Lasertec	2.50	2.90
Z 1300	KZT 30AG			1530700	110/90 V 18 M/C (61V) TL	Lasertec Front	1532900	130/90 - 17 M/C 68V TL	Lasertec	2.00	2.80
1400 GTR	ZGT40A; ZGT40C		10	1826800	120/70 ZR 17 M/C (58W) TL	Roadtec Z6 Interact	1868300	190/50 ZR 17 M/C (73W) TL	Roadtec Z6 Interact	2.90	2.90
ZZR 1400 (all versions)	ZXT40A/B			1448100	120/70 ZR 17 M/C (58W) TL	Roadtec Z6 Front	1449000	190/50 ZR 17 M/C (73W) TL	Roadtec Z6	2.90	2.90
				1590500	120/70 ZR 17 M/C (58W) TL	Sportec M3	1591100	190/50 ZR 17 M/C (73W) TL	Sportec M3	2.90	2.90
				1826800	120/70 ZR 17 M/C (58W) TL	Roadtec Z6 Interact	1868300	190/50 ZR 17 M/C (73W) TL	Roadtec Z6 Interact	2.90	2.90
				1869500	120/70 ZR 17 M/C (58W) TL	Racetec Interact K3	1870400	190/50 ZR 17 M/C (73W) TL	Racetec Interact K3	2.90	2.90
			10	1927400	120/70 ZR 17 M/C (58W) TL	Sportec M5 Interact	1948500	190/50 ZR 17 M/C (73W) TL	Sportec M5 Interact	2.90	2.90
ZZR 1400 (all versions)	ZXT 40 C/D			1448100	120/70 ZR 17 M/C (58W) TL	Roadtec Z6 Front	1449000	190/50 ZR 17 M/C (73W) TL	Roadtec Z6	2.90	2.90
				1590500	120/70 ZR 17 M/C (58W) TL	Sportec M3	1591100	190/50 ZR 17 M/C (73W) TL	Sportec M3	2.90	2.90
				1826800	120/70 ZR 17 M/C (58W) TL	Roadtec Z6 Interact	1868300	190/50 ZR 17 M/C (73W) TL	Roadtec Z6 Interact	2.90	2.90
				1869500	120/70 ZR 17 M/C (58W) TL	Racetec Interact K3	1870400	190/50 ZR 17 M/C (73W) TL	Racetec Interact K3	2.90	2.90
			10	1927400	120/70 ZR 17 M/C (58W) TL	Sportec M5 Interact	1948500	190/50 ZR 17 M/C (73W) TL	Sportec M5 Interact	2.90	2.90
KAWASAKI	Chopper u.Cruiser										
Eliminator 125	BN 125 A			0116100	3.00 - 17 50P reinf.	ME 22	1268200	130/90 - 15 M/C 66S TL	ME 77	-	-
EL 250,E	EL 250 B		23	1530400	110/80 - 17 M/C 57H TL	Lasertec Front	0747300	140/90 - 15 M/C 70S	ME 77	2.00	2.30
EL 252	EL 250 B Ausf. F		23	1530400	110/80 - 17 M/C 57H TL	Lasertec Front	0747300	140/90 - 15 M/C 70S	ME 77	2.00	2.30
Z 250 C	KZ 250 C			0113600	2.75 - 18 48P reinf.	ME 22	0131000	4.60 - 16 59S TT/TL	ME 77	1.80	2.00

Z 440, LTD Belt Drive	KZ440A,A,D		23	0111100	3.25 - 19 54S TT/TL	ME 11	0129900	130/90 - 16 67S TL	ME 77	1.80	2.00
			23	0111100	3.25 - 19 54S TT/TL	ME 11	1532300	130/90 - 16 M/C 67H TL	Lasertec	1.80	2.00
			23	1531300	3.25 - 19 M/C 54H TL	Lasertec Front	1532300	130/90 - 16 M/C 67H TL	Lasertec	1.80	2.00
LTD 450	EN 450 A			1040700	100/90 - 19 M/C 57H TL	ME 880 MARATHON Front	1041600	140/90 B 15 M/C 70H TL	ME 880 MARATHON	2.00	2.30
				1530000	100/90 - 19 M/C 57H TL	Lasertec Front	0747300	140/90 - 15 M/C 70S	ME 77	2.00	2.30
EN 500			23	1040700	100/90 - 19 M/C 57H TL	ME 880 MARATHON Front	1041600	140/90 B 15 M/C 70H TL	ME 880 MARATHON	2.00	2.30
EN 500 (20kw); (25kw)	EN 500 A; EN 500 B+C		23	1040700	100/90 - 19 M/C 57H TL	ME 880 MARATHON Front	1041600	140/90 B 15 M/C 70H TL	ME 880 MARATHON	-	-
			23	1530000	100/90 - 19 M/C 57H TL	Lasertec Front	0747300	140/90 - 15 M/C 70S	ME 77	2.00	2.30
EN 500	EN 500 A		23	1040700	100/90 - 19 M/C 57H TL	ME 880 MARATHON Front	1041600	140/90 B 15 M/C 70H TL	ME 880 MARATHON	2.00	2.30
EN 500	EN 500 A Variante C		23	1040700	100/90 - 19 M/C 57H TL	ME 880 MARATHON Front	1041600	140/90 B 15 M/C 70H TL	ME 880 MARATHON	2.00	2.30
EN 500	EN 500 C		23	1040700	100/90 - 19 M/C 57H TL	ME 880 MARATHON Front	1041600	140/90 B 15 M/C 70H TL	ME 880 MARATHON	2.00	2.30
Z 550 LTD	KZ550B-C		23	0111100	3.25 - 19 54S TT/TL	ME 11	0129900	130/90 - 16 67S TL	ME 77	2.00	2.80
			23	0111100	3.25 - 19 54S TT/TL	ME 11	1532300	130/90 - 16 M/C 67H TL	Lasertec	2.00	2.80
			23	1531300	3.25 - 19 M/C 54H TL	Lasertec Front	1532300	130/90 - 16 M/C 67H TL	Lasertec	2.00	2.80
ZL 600 B1 Eliminator				1193700	100/90 - 18 M/C 56H TL	ME 880 MARATHON Front	1125000	150/80 B 15 M/C 70V TL	ME 880 MARATHON	2.25	2.50
ZL 600	ZL 600 A			1193700	100/90 - 18 M/C 56H TL	ME 880 MARATHON Front	1042200	140/80 B 15 M/C 67H TL	ME 880 MARATHON	2.25	2.50
			10	1193700	100/90 - 18 M/C 56H TL	ME 880 MARATHON Front	1125000	150/80 B 15 M/C 70V TL	ME 880 MARATHON	2.50	2.90
Z 650 D3,SR				1531500	3.50 - 19 M/C 57H TL	Lasertec Front	1532300	130/90 - 16 M/C 67H TL	Lasertec	2.50	2.90
KZ 750 Spectre				0149600	100/90 - 19 57H TL	MARATHON FRONT#	0148700	130/90 B 16 73H reinf.TL	ME 88 MARATHON#	2.00	2.50
VN 750 Vulcan	VN 750 A			1040700	100/90 - 19 M/C 57H TL	ME 880 MARATHON Front	1041800	150/90 B 15 M/C 80H reinf.TL	ME 880 MARATHON	2.00	2.25
Z 750 LTD	KZ750E-H			1531300	3.25 - 19 M/C 54H TL	Lasertec Front	1532300	130/90 - 16 M/C 67H TL	Lasertec	2.00	2.25
Z 750 LTD Twin,Belt Drive	KZ 750 B-S,K			1531300	3.25 - 19 M/C 54H TL	Lasertec Front	1532300	130/90 - 16 M/C 67H TL	Lasertec	2.00	2.25
VN 800 Classic	VN 800 A Ausf. B		23	1040800	130/90 - 16 M/C 67H TL	ME 880 MARATHON Front	1041500	140/90 B 16 M/C 77H reinf.TL	ME 880 MARATHON	2.25	2.25
			23	1338700	130/90 - 16 M/C 67H TL	ME 880 MARATH. Fr. WW	1425800	140/90 B 16 M/C 77H reinf.TL	ME 880 MARATH. WW	2.25	2.25
			10	1539600	130/90 - 16 M/C 67H TL	ME 880 MARATH. Fr. NWS	1539700	140/90 B 16 M/C 77H reinf.TL	ME 880 MARATH. NWS	2.25	2.25
VN 800 Drifter	VN 800 C Ausf. C+E		23	1040800	130/90 - 16 M/C 67H TL	ME 880 MARATHON Front	1041500	140/90 B 16 M/C 77H reinf.TL	ME 880 MARATHON	2.00	2.25
			23	1338700	130/90 - 16 M/C 67H TL	ME 880 MARATH. Fr. WW	1425800	140/90 B 16 M/C 77H reinf.TL	ME 880 MARATH. WW	2.00	2.25
			23	1539600	130/90 - 16 M/C 67H TL	ME 880 MARATH. Fr. NWS	1539700	140/90 B 16 M/C 77H reinf.TL	ME 880 MARATH. NWS	2.00	2.25
VN 800	VN 800 A		23	1041000	80/90 - 21 M/C 48H TT	ME 880 MARATHON Front	1041500	140/90 B 16 M/C 77H reinf.TL	ME 880 MARATHON	2.25	2.25
VN 900 Classic	VN900B			1040800	130/90 - 16 M/C 67H TL	ME 880 MARATHON Front	1042100	180/70 B 15 M/C 76H TL	ME 880 MARATHON	2.00	2.25
VN 900 Custom	VN900C			1041000	80/90 - 21 M/C 48H TT	ME 880 MARATHON Front	1042100	180/70 B 15 M/C 76H TL	ME 880 MARATHON	2.00	2.25
ZL 900 Eliminator				0161200	100/90 V 18 (56V) TL	ME 33 LASER#	0127100	150/90 B 15 M/C 74V TL	MARATHON ML2	2.30	2.90
Z 1000 LTD	KZ 00J-K			1531400	3.25 - 19 M/C 54V TL	Lasertec Front	1532400	130/90 - 16 M/C 67V TL	Lasertec	2.30	2.50
ZL 1000	ZLT 00 A		12	1534500	100/90 V 18 M/C (56V) TL	Lasertec Front	0127100	150/90 B 15 M/C 74V TL	MARATHON ML2	2.25	2.80
VN 15, SE	VNT50A A,B,C			1040700	100/90 - 19 M/C 57H TL	ME 880 MARATHON Front	1041800	150/90 B 15 M/C 80H reinf.TL	ME 880 MARATHON	2.00	2.50
VN 1500 Classic Fi	VNT 50 N			1040800	130/90 - 16 M/C 67H TL	ME 880 MARATHON Front	1042000	150/80 B 16 M/C 71H TL	ME 880 MARATHON	-	-
VN 1500 Classic Tourer	VNT 50 G		12	1415200	150/80 - 16 M/C 71H TL	ME 880 MARATH. Fr. WW	1425900	150/80 B 16 M/C 71H TL	ME 880 MARATH. WW	2.25	2.80
VN 1500 Classic	VNT 50D		23	1040800	130/90 - 16 M/C 67H TL	ME 880 MARATHON Front	1042000	150/80 B 16 M/C 71H TL	ME 880 MARATHON	2.00	2.50
			23	1338700	130/90 - 16 M/C 67H TL	ME 880 MARATH. Fr. WW	1425900	150/80 B 16 M/C 71H TL	ME 880 MARATH. WW	2.00	2.50
VN 1500 Drifter '99	VNT 50J		23	1040800	130/90 - 16 M/C 67H TL	ME 880 MARATHON Front	1042000	150/80 B 16 M/C 71H TL	ME 880 MARATHON	2.00	2.50
			23	1338700	130/90 - 16 M/C 67H TL	ME 880 MARATH. Fr. WW	1425900	150/80 B 16 M/C 71H TL	ME 880 MARATH. WW	2.00	2.50
VN 1500 Mean Streak	VNT50P			1624000	130/70 R 17 M/C 62V TL	ME 880 MARATHON Front	1194300	170/60 R 17 M/C 72V TL	ME 880 MARATHON #	-	-
				1624000	130/70 R 17 M/C 62V TL	ME 880 MARATHON Front	1862200	170/60 R 17 M/C 78V reinf.TL	ME 880 MARATHON	-	-
VN 1600 Mean Streak	VNT60B			1624000	130/70 R 17 M/C 62V TL	ME 880 MARATHON Front	1194300	170/60 R 17 M/C 72V TL	ME 880 MARATHON #	-	-
				1624000	130/70 R 17 M/C 62V TL	ME 880 MARATHON Front	1862200	170/60 R 17 M/C 78V reinf.TL	ME 880 MARATHON	-	-
VN 2000 Classic	VNW00H			1705300	150/80 R 16 M/C 71V TL	ME 880 MARATHON Front	1307500	200/60 R 16 M/C 79V TL	ME 880 MARATHON	2.50	2.90
VN 2000	VNW00A		10	1705300	150/80 R 16 M/C 71V TL	ME 880 MARATHON Front	1307500	200/60 R 16 M/C 79V TL	ME 880 MARATHON	-	-
KAWASAKI	Enduro										
KMX 125 A1,A5 B1-B8				0138800	2.75 - 21 45P	ENDURO 1	0138900	4.10 - 18 60P	ENDURO 1	1.50	1.75
KE 175 D;D2;D3;D5				0139400	3.00 - 21 51R	ENDURO 1	0139200	4.00 - 18 64R	ENDURO 2	1.50	1.75
KDX 200				0144100	90/90 - 21 54S	ENDURO 3 Front	0142900	120/80 - 18 62S	ENDURO 3	1.50	2.00
KMX 200 A2;A3				0139400	3.00 - 21 51R	ENDURO 1	0139500	4.60 - 17 62Q	ENDURO 1	1.50	1.80
KDX 250				0144100	90/90 - 21 54S	ENDURO 3 Front	0142900	120/80 - 18 62S	ENDURO 3	1.50	2.00
KL 250	KL 250 A			0139400	3.00 - 21 51R	ENDURO 1	0139200	4.00 - 18 64R	ENDURO 2	1.50	1.75
KLR 250	KL 250 D			0139400	3.00 - 21 51R	ENDURO 1	0139500	4.60 - 17 62Q	ENDURO 1	1.50	1.75
KLX 250	LX 250 E			0139400	3.00 - 21 51R	ENDURO 1	0139800	4.60 - 18 63R	ENDURO 1	1.50	1.75
KLX 250	LX250S		10	0139400	3.00 - 21 51R	ENDURO 1	0139800	4.60 - 18 63R	ENDURO 1	1.50	1.75
KLE 500 (2005)	LE500A Vers.B		23	1012500	90/90 - 21 M/C 54S	TOURANCE Front	1209400	130/80 - 17 M/C 65S	TOURANCE	1.50	2.25
			23	1815900	90/90 - 21 M/C 54S TT	TOURANCE EXP	1816200	130/80 - 17 M/C 65S TT	TOURANCE EXP	1.50	2.25





MANUFACTURER	TYPE	Footnotes	FRONT TYRE			REAR TYRE			Inflation Pressure (bar)		
			IP-code	Size	Metzeler-Tread Pattern	IP-code	Size	Metzeler-Tread Pattern	Front	Rear	
KLE 500 A1-A5			23	1012500	90/90 - 21 M/C 54S	TOURANCE Front	1086800	130/80 R 17 M/C 65S TL	TOURANCE	1.50	2.25
			23	1815900	90/90 - 21 M/C 54S TT	TOURANCE EXP	1816300	130/80 R 17 M/C 65S TL	TOURANCE EXP	1.50	2.25
KLR 600 E	KL 600 A Ausf.B		23	0537400	90/90 - 21 54S	ENDURO 4 Front #	0736200	130/80 R 17 65S TL	ENDURO 4 #	1.50	2.25
			23	1012500	90/90 - 21 M/C 54S	TOURANCE Front	1086800	130/80 R 17 M/C 65S TL	TOURANCE	1.50	2.25
			23	1815900	90/90 - 21 M/C 54S TT	TOURANCE EXP	1816300	130/80 R 17 M/C 65S TL	TOURANCE EXP	1.50	2.25
			23	0144100	90/90 - 21 54S	ENDURO 3 Front	0143900	130/80 - 17 65S	ENDURO 3	1.50	2.25
			23	1012500	90/90 - 21 M/C 54S	TOURANCE Front	1209400	130/80 - 17 M/C 65S	TOURANCE	1.50	2.25
KLR 600	KL 600 A Ausf.A	10	23	1203100	90/90 - 21 M/C 54R M&S	MCE Karoo 2 Front	0887000	130/80 - 17 M/C 65R M&S	MCE Karoo	1.50	2.25
			23	1815900	90/90 - 21 M/C 54S TT	TOURANCE EXP	1816200	130/80 - 17 M/C 65S TT	TOURANCE EXP	1.50	2.25
			23	0144100	90/90 - 21 54S	ENDURO 3 Front	0142700	130/80 - 17 65T TL	ENDURO 3	1.50	2.25
			23	1012500	90/90 - 21 M/C 54S	TOURANCE Front	1086800	130/80 R 17 M/C 65S TL	TOURANCE	1.50	2.25
			23	1815900	90/90 - 21 M/C 54S TT	TOURANCE EXP	1816200	130/80 - 17 M/C 65S TT	TOURANCE EXP	1.50	2.25
			23	1815900	90/90 - 21 M/C 54S TT	TOURANCE EXP	1816300	130/80 R 17 M/C 65S TL	TOURANCE EXP	1.50	2.25
			23	1203100	90/90 - 21 M/C 54R M&S	MCE Karoo 2 Front	0887000	130/80 - 17 M/C 65R M&S	MCE Karoo	1.50	2.25
KLR 650 (ab BJ '99)	KL 650 C		23	0144100	90/90 - 21 54S	ENDURO 3 Front	0143600	120/90 - 17 64S	ENDURO 3	1.50	2.00
			23	1012500	90/90 - 21 M/C 54S	TOURANCE Front	1012200	120/90 - 17 M/C 64S	TOURANCE	1.50	2.00
			23	1815900	90/90 - 21 M/C 54S TT	TOURANCE EXP	1816100	120/90 - 17 M/C 64S TT	TOURANCE EXP	1.50	2.00
KLR 650 (bis BJ '99)	KL 650 C		23	1012500	90/90 - 21 M/C 54S	TOURANCE Front	1086800	130/80 R 17 M/C 65S TL	TOURANCE	1.50	2.00
			23	1815900	90/90 - 21 M/C 54S TT	TOURANCE EXP	1816300	130/80 R 17 M/C 65S TL	TOURANCE EXP	1.50	2.00
			23	1012500	90/90 - 21 M/C 54S	TOURANCE Front	1086800	130/80 R 17 M/C 65S TL	TOURANCE	1.50	2.00
			23	1815900	90/90 - 21 M/C 54S TT	TOURANCE EXP	1816300	130/80 R 17 M/C 65S TL	TOURANCE EXP	1.50	2.00
			23	0144100	90/90 - 21 54S	ENDURO 3 Front	0143600	120/90 - 17 64S	ENDURO 3	1.50	2.00
KLR 650, TENGAI	KL 650 A Ausf. A, B	10	23	1012500	90/90 - 21 M/C 54S	TOURANCE Front	1086800	130/80 R 17 M/C 65S TL	TOURANCE	1.50	2.00
			23	1815900	90/90 - 21 M/C 54S TT	TOURANCE EXP	1816300	130/80 R 17 M/C 65S TL	TOURANCE EXP	1.50	2.00
			23	0144100	90/90 - 21 54S	ENDURO 3 Front	0143900	130/80 - 17 65S	ENDURO 3	1.50	2.00
			23	1203100	90/90 - 21 M/C 54R M&S	MCE Karoo 2 Front	0887000	130/80 - 17 M/C 65R M&S	MCE Karoo	1.50	2.00
			23	1815900	90/90 - 21 M/C 54S TT	TOURANCE EXP	1816200	130/80 - 17 M/C 65S TT	TOURANCE EXP	1.50	2.00
KLX 650	LX 650 C		23	1815900	90/90 - 21 M/C 54S TT	TOURANCE EXP	1816300	130/80 R 17 M/C 65S TL	TOURANCE EXP	1.50	2.25
			23	0144100	90/90 - 21 54S	ENDURO 3 Front	0143900	130/80 - 17 65S	ENDURO 3	1.50	2.25
			23	1012500	90/90 - 21 M/C 54S	TOURANCE Front	1209400	130/80 - 17 M/C 65S	TOURANCE	1.50	2.25
			23	1203100	90/90 - 21 M/C 54R M&S	MCE Karoo 2 Front	0887000	130/80 - 17 M/C 65R M&S	MCE Karoo	1.50	2.25
			23	1815900	90/90 - 21 M/C 54S TT	TOURANCE EXP	1816200	130/80 - 17 M/C 65S TT	TOURANCE EXP	1.50	2.25
Versys (all versions)	LE650C		10	1590500	120/70 ZR 17 M/C (58W) TL	Sportec M3	1590800	160/60 ZR 17 M/C (69W) TL	Sportec M3	-	-
			10	1826800	120/70 ZR 17 M/C (58W) TL	Roadtec Z6 Interact	1827000	160/60 ZR 17 M/C (69W) TL	Roadtec Z6 Interact	-	-
			10	1927400	120/70 ZR 17 M/C (58W) TL	Sportec M5 Interact	1971300	160/60 ZR 17 M/C (69W) TL	Sportec M5 Interact	-	-
Versys	LE650A			1590500	120/70 ZR 17 M/C (58W) TL	Sportec M3	1590800	160/60 ZR 17 M/C (69W) TL	Sportec M3	2.25	2.50
				1611000	120/70 ZR 17 M/C (58W) TL	Roadtec Z6 G Front	1448700	160/60 ZR 17 M/C (69W) TL	Roadtec Z6	2.25	2.50
				1826800	120/70 ZR 17 M/C (58W) TL	Roadtec Z6 Interact	1827000	160/60 ZR 17 M/C (69W) TL	Roadtec Z6 Interact	2.25	2.50
			10	1927400	120/70 ZR 17 M/C (58W) TL	Sportec M5 Interact	1971300	160/60 ZR 17 M/C (69W) TL	Sportec M5 Interact	2.25	2.50
KLV 1000	WVBS			1127800	110/80 R 19 M/C 59V TL	TOURANCE Front	1127900	150/70 R 17 M/C 69V TL	TOURANCE	2.50	2.80
				1659300	110/80 R 19 M/C 59V TL	Roadtec Z6 Front	1659400	150/70 R 17 M/C 69V TL	ROADTEC Z6	2.50	2.80
				1715500	110/80 R 19 M/C 59V TL	TOURANCE EXP	1127900	150/70 R 17 M/C 69V TL	TOURANCE	2.50	2.80
				1715500	110/80 R 19 M/C 59V TL	TOURANCE EXP	1715400	150/70 R 17 M/C 69V TL	TOURANCE EXP	2.50	2.80
				1715500	110/80 R 19 M/C 59V TL	TOURANCE EXP	1998700	150/70 R 17 M/C 69V TL	TOURANCE EXP M	2.50	2.80
KEEWAY MOTOR	Street										
Speed 125	PEJJ; T130			1546300	2.75 - 18 M/C 48P reinf.TL	ME 22	0113700	3.25 - 18 59P reinf.	ME 22	2.00	2.20
KEEWAY MOTOR	Chopper u.Cruiser										
Superlight 125	PE; K23			1016500	110/90 - 16 M/C 59S	ME 77 FRONT	0712700	130/90 - 15 M/C 66S TT	ME 77	2.00	2.20
Cruiser		10		1530200	110/90 - 16 M/C 59V TL	Lasertec Front	1806700	130/90 - 15 M/C 66S TL	Lasertec	2.00	2.20
			10	1530200	110/90 - 16 M/C 59V TL	Lasertec Front	1532300	130/90 - 16 M/C 67H TL	Lasertec	-	-

KEEWAY MOTOR	Enduro											
TX 50 (Enduro)				10	0139400	3.00 - 21 51R	ENDURO 1	0138900	4.10 - 18 60P	ENDURO 1	-	-
X-Ray50 SM	D04			10	1529600	100/80 - 17 M/C 52S TL	Lasertec Front	1532700	130/80 - 17 M/C 65H TL	Lasertec	2.30	2.30
X-Ray50 Enduro	D04			10	0139400	3.00 - 21 51R	ENDURO 1	0138900	4.10 - 18 60P	ENDURO 1	2.30	2.30
KREIDLER	Street											
Street 125 DD				10	1530300	110/70 - 17 M/C 54H TL	Lasertec Front	1840600	140/70 - 17 M/C 66H TL	Lasertec	-	-
				10	1709300	110/70 - 17 M/C 54S TL	Lasertec Front	1709500	140/70 - 17 M/C 66S TL	Lasertec	-	-
KREIDLER	Enduro											
Enduro 125					0138800	2.75 - 21 45P	ENDURO 1	0138900	4.10 - 18 60P	ENDURO 1	2.25	2.25
Supermoto 125					1709300	110/70 - 17 M/C 54S TL	Lasertec Front	1532500	130/70 - 17 M/C 62S TL	Lasertec	-	-
Enduro 200					0138800	2.75 - 21 45P	ENDURO 1	0138900	4.10 - 18 60P	ENDURO 1	-	-
Supermoto 200 / 250					1709300	110/70 - 17 M/C 54S TL	Lasertec Front	1532500	130/70 - 17 M/C 62S TL	Lasertec	-	-
Supermoto 250 DD '08					1530300	110/70 - 17 M/C 54H TL	Lasertec Front	1532600	130/70 - 17 M/C 62H TL	Lasertec	-	-
KTM	Street											
Sting, Supermoto 125					1530300	110/70 - 17 M/C 54H TL	Lasertec Front	1532600	130/70 - 17 M/C 62H TL	Lasertec	-	-
LC4 640 Supermoto					1590500	120/70 ZR 17 M/C (58W) TL	Sportec M3	1590800	160/60 ZR 17 M/C (69W) TL	Sportec M3	-	-
				10	1927400	120/70 ZR 17 M/C (58W) TL	Sportec M5 Interact	1971300	160/60 ZR 17 M/C (69W) TL	Sportec M5 Interact	-	-
690 Duke; R	KTM Duke				1448100	120/70 ZR 17 M/C (58W) TL	Roadtec Z6 Front	1448700	160/60 ZR 17 M/C (69W) TL	Roadtec Z6	2.00	2.20
					1590500	120/70 ZR 17 M/C (58W) TL	Sportec M3	1590800	160/60 ZR 17 M/C (69W) TL	Sportec M3	2.00	2.20
					1826800	120/70 ZR 17 M/C (58W) TL	Roadtec Z6 Interact	1827000	160/60 ZR 17 M/C (69W) TL	Roadtec Z6 Interact	2.00	2.20
				10	1927400	120/70 ZR 17 M/C (58W) TL	Sportec M5 Interact	1971300	160/60 ZR 17 M/C (69W) TL	Sportec M5 Interact	2.00	2.20
990 Super Duke (ab 2005 - 2006)	KTM LC 8 EFI				1321800	120/70 ZR 17 M/C (58W) TL	SPORTTEC M-1	1322000	180/55 ZR 17 M/C (73W) TL	SPORTTEC M-1	-	-
					1448100	120/70 ZR 17 M/C (58W) TL	Roadtec Z6 Front	1448600	180/55 ZR 17 M/C (73W) TL	Roadtec Z6	-	-
					1590500	120/70 ZR 17 M/C (58W) TL	Sportec M3	1591000	180/55 ZR 17 M/C (73W) TL	Sportec M3	-	-
					1677300	120/70 ZR 17 M/C (58W) TL	Racetec K3 Front	1677500	180/55 ZR 17 M/C (73W) TL	Racetec K3	-	-
				10	1826800	120/70 ZR 17 M/C (58W) TL	Roadtec Z6 Interact	1827200	180/55 ZR 17 M/C (73W) TL	Roadtec Z6 Interact	-	-
				10	1869500	120/70 ZR 17 M/C (58W) TL	Racetec Interact K3	1869900	180/55 ZR 17 M/C (73W) TL	Racetec Interact K3	-	-
				10	1927400	120/70 ZR 17 M/C (58W) TL	Sportec M5 Interact	1927600	180/55 ZR 17 M/C (73W) TL	Sportec M5 Interact	-	-
990 Super Duke (ab 2007)	KTM LC8 EFI				1448100	120/70 ZR 17 M/C (58W) TL	Roadtec Z6 Front	1448600	180/55 ZR 17 M/C (73W) TL	Roadtec Z6	2.40	2.60
					1590500	120/70 ZR 17 M/C (58W) TL	Sportec M3	1591000	180/55 ZR 17 M/C (73W) TL	Sportec M3	2.40	2.60
					1677300	120/70 ZR 17 M/C (58W) TL	Racetec K3 Front	1677500	180/55 ZR 17 M/C (73W) TL	Racetec K3	2.40	2.60
					1869500	120/70 ZR 17 M/C (58W) TL	Racetec Interact K3	1869900	180/55 ZR 17 M/C (73W) TL	Racetec Interact K3	2.40	2.60
				10	1927400	120/70 ZR 17 M/C (58W) TL	Sportec M5 Interact	1927600	180/55 ZR 17 M/C (73W) TL	Sportec M5 Interact	2.40	2.60
990 Super Duke R (ab 2008)	KTM LC8 EFI				1590500	120/70 ZR 17 M/C (58W) TL	Sportec M3	1591000	180/55 ZR 17 M/C (73W) TL	Sportec M3	2.40	2.60
					1826800	120/70 ZR 17 M/C (58W) TL	Roadtec Z6 Interact	1827200	180/55 ZR 17 M/C (73W) TL	Roadtec Z6 Interact	2.40	2.60
					1869500	120/70 ZR 17 M/C (58W) TL	Racetec Interact K3	1869900	180/55 ZR 17 M/C (73W) TL	Racetec Interact K3	2.40	2.60
				10	1927400	120/70 ZR 17 M/C (58W) TL	Sportec M5 Interact	1927600	180/55 ZR 17 M/C (73W) TL	Sportec M5 Interact	2.40	2.60
990 Super Duke R	KTM LC8 EFI				1448100	120/70 ZR 17 M/C (58W) TL	Roadtec Z6 Front	1448600	180/55 ZR 17 M/C (73W) TL	Roadtec Z6	2.40	2.60
					1677300	120/70 ZR 17 M/C (58W) TL	Racetec K3 Front	1677500	180/55 ZR 17 M/C (73W) TL	Racetec K3	2.40	2.60
				10	1826800	120/70 ZR 17 M/C (58W) TL	Roadtec Z6 Interact	1827200	180/55 ZR 17 M/C (73W) TL	Roadtec Z6 Interact	2.40	2.60
				10	1869500	120/70 ZR 17 M/C (58W) TL	Racetec Interact K3	1869900	180/55 ZR 17 M/C (73W) TL	Racetec Interact K3	2.40	2.60
				10	1927400	120/70 ZR 17 M/C (58W) TL	Sportec M5 Interact	1927600	180/55 ZR 17 M/C (73W) TL	Sportec M5 Interact	2.40	2.60
990 Supermoto R	KTM LC8 SM				1590500	120/70 ZR 17 M/C (58W) TL	Sportec M3	1591000	180/55 ZR 17 M/C (73W) TL	Sportec M3	2.20	2.50
					1826800	120/70 ZR 17 M/C (58W) TL	Roadtec Z6 Interact	1827200	180/55 ZR 17 M/C (73W) TL	Roadtec Z6 Interact	2.20	2.50
					1869500	120/70 ZR 17 M/C (58W) TL	Racetec Interact K3	1869900	180/55 ZR 17 M/C (73W) TL	Racetec Interact K3	2.20	2.50
				10	1927400	120/70 ZR 17 M/C (58W) TL	Sportec M5 Interact	1927600	180/55 ZR 17 M/C (73W) TL	Sportec M5 Interact	2.20	2.50
990 Supermoto T	KTM LC8 SM				1590500	120/70 ZR 17 M/C (58W) TL	Sportec M3	1591000	180/55 ZR 17 M/C (73W) TL	Sportec M3	2.20	2.50
					1826800	120/70 ZR 17 M/C (58W) TL	Roadtec Z6 Interact	1827200	180/55 ZR 17 M/C (73W) TL	Roadtec Z6 Interact	2.20	2.50
				10	1869500	120/70 ZR 17 M/C (58W) TL	Racetec Interact K3	1869900	180/55 ZR 17 M/C (73W) TL	Racetec Interact K3	2.20	2.50
				10	1927400	120/70 ZR 17 M/C (58W) TL	Sportec M5 Interact	1927600	180/55 ZR 17 M/C (73W) TL	Sportec M5 Interact	2.20	2.50
1190 RC 8	KTM RC8				1590500	120/70 ZR 17 M/C (58W) TL	Sportec M3	1828400	190/55 ZR 17 M/C (75W) TL	Sportec M3	2.50	2.90
					1677300	120/70 ZR 17 M/C (58W) TL	Racetec K3 Front	1697400	190/55 ZR 17 M/C (75W) TL	Racetec K3	2.50	2.90
					1869500	120/70 ZR 17 M/C (58W) TL	Racetec Interact K3	1870300	190/55 ZR 17 M/C (75W) TL	Racetec Interact K3	2.50	2.90
				10	1927400	120/70 ZR 17 M/C (58W) TL	Sportec M5 Interact	1927500	190/55 ZR 17 M/C (75W) TL	Sportec M5 Interact	2.50	2.90
1190 RC8 R	KTM RC8				1590500	120/70 ZR 17 M/C (58W) TL	Sportec M3	1828400	190/55 ZR 17 M/C (75W) TL	Sportec M3	2.50	2.90
				10	1677300	120/70 ZR 17 M/C (58W) TL	Racetec K3 Front	1697400	190/55 ZR 17 M/C (75W) TL	Racetec K3	2.50	2.90
				10	1869500	120/70 ZR 17 M/C (58W) TL	Racetec Interact K3	1870300	190/55 ZR 17 M/C (75W) TL	Racetec Interact K3	2.50	2.90
				10	1927400	120/70 ZR 17 M/C (58W) TL	Sportec M5 Interact	1927500	190/55 ZR 17 M/C (75W) TL	Sportec M5 Interact	2.50	2.90



MANUFACTURER	TYPE	Footnotes	FRONT TYRE			REAR TYRE			Inflation Pressure (bar)		
			IP-code	Size	Metzeler-Tread Pattern	IP-code	Size	Metzeler-Tread Pattern	Front	Rear	
KTM	Enduro										
125 EGS			12	1623700	90/90 - 21 M/C 54M M&S	MCE 6 DAYS EXTREME	1623800	120/90 - 18 M/C 65M M&S	MCE 6 DAYS EXTREME	1.50	2.20
			12	1679000	90/90 - 21 M/C 54M M&S	UNICROSS FRONT	1679100	120/90 - 18 M/C 65M M&S TT	UNICROSS	1.50	2.20
125 Euro	LC 2			0138800	2.75 - 21 45P	ENDURO 1	0138900	4.10 - 18 60P	ENDURO 1	1.50	2.20
125 EXC; Six Days				1623700	90/90 - 21 M/C 54M M&S	MCE 6 DAYS EXTREME	1623800	120/90 - 18 M/C 65M M&S	MCE 6 DAYS EXTREME	-	-
				1203100	90/90 - 21 M/C 54R M&S	MCE Karoo 2 Front	0887300	140/80 - 18 M/C 70R M&S	MCE Karoo	-	-
				1623700	90/90 - 21 M/C 54M M&S	MCE 6 DAYS EXTREME	1623900	140/80 - 18 M/C 70M M&S	MCE 6 DAYS EXTREME	-	-
				1679000	90/90 - 21 M/C 54M M&S	UNICROSS FRONT	1679100	120/90 - 18 M/C 65M M&S TT	UNICROSS	-	-
				1679000	90/90 - 21 M/C 54M M&S	UNICROSS FRONT	1735000	140/80 - 18 M/C 70M TT	UNICROSS	-	-
LC2 125				0138800	2.75 - 21 45P	ENDURO 1	0138900	4.10 - 18 60P	ENDURO 1	-	-
200 EXC, GS				1623700	90/90 - 21 M/C 54M M&S	MCE 6 DAYS EXTREME	1623800	120/90 - 18 M/C 65M M&S	MCE 6 DAYS EXTREME	-	-
				1203100	90/90 - 21 M/C 54R M&S	MCE Karoo 2 Front	0887300	140/80 - 18 M/C 70R M&S	MCE Karoo	-	-
				1623700	90/90 - 21 M/C 54M M&S	MCE 6 DAYS EXTREME	1623900	140/80 - 18 M/C 70M M&S	MCE 6 DAYS EXTREME	-	-
				1679000	90/90 - 21 M/C 54M M&S	UNICROSS FRONT	1679100	120/90 - 18 M/C 65M M&S TT	UNICROSS	-	-
				1679000	90/90 - 21 M/C 54M M&S	UNICROSS FRONT	1735000	140/80 - 18 M/C 70M TT	UNICROSS	-	-
250 EGS			12	1203100	90/90 - 21 M/C 54R M&S	MCE Karoo 2 Front	0887300	140/80 - 18 M/C 70R M&S	MCE Karoo	1.50	2.20
			12	1614300	90/90 - 21 M/C 54Q M&S TL	MCE Karoo 2 (T) Front	1666900	140/80 - 18 M/C 70Q M&S TL	MCE Karoo (T)	1.50	2.20
			12	1679000	90/90 - 21 M/C 54M M&S	UNICROSS FRONT	1735000	140/80 - 18 M/C 70M TT	UNICROSS	1.50	2.20
250 EXC, Six Days '02				1623700	90/90 - 21 M/C 54M M&S	MCE 6 DAYS EXTREME	1623800	120/90 - 18 M/C 65M M&S	MCE 6 DAYS EXTREME	-	-
			10	1679000	90/90 - 21 M/C 54M M&S	UNICROSS FRONT	1679100	120/90 - 18 M/C 65M M&S TT	UNICROSS	-	-
250 EXC-F; Six Days				1623700	90/90 - 21 M/C 54M M&S	MCE 6 DAYS EXTREME	1623800	120/90 - 18 M/C 65M M&S	MCE 6 DAYS EXTREME	-	-
250 EXC Racing				1623700	90/90 - 21 M/C 54M M&S	MCE 6 DAYS EXTREME	1623800	120/90 - 18 M/C 65M M&S	MCE 6 DAYS EXTREME	-	-
				1203100	90/90 - 21 M/C 54R M&S	MCE Karoo 2 Front	0887300	140/80 - 18 M/C 70R M&S	MCE Karoo	-	-
				1623700	90/90 - 21 M/C 54M M&S	MCE 6 DAYS EXTREME	1623900	140/80 - 18 M/C 70M M&S	MCE 6 DAYS EXTREME	-	-
				1679000	90/90 - 21 M/C 54M M&S	UNICROSS FRONT	1679100	120/90 - 18 M/C 65M M&S TT	UNICROSS	-	-
				1679000	90/90 - 21 M/C 54M M&S	UNICROSS FRONT	1735000	140/80 - 18 M/C 70M TT	UNICROSS	-	-
EXC 250 Enduro			12	0144100	90/90 - 21 54S	ENDURO 3 Front	0801400	140/80 - 18 70R	ENDURO 3	-	-
			12	1203100	90/90 - 21 M/C 54R M&S	MCE Karoo 2 Front	0887300	140/80 - 18 M/C 70R M&S	MCE Karoo	-	-
			12	1614300	90/90 - 21 M/C 54Q M&S TL	MCE Karoo 2 (T) Front	1666900	140/80 - 18 M/C 70Q M&S TL	MCE Karoo (T)	-	-
			12	1679000	90/90 - 21 M/C 54M M&S	UNICROSS FRONT	1735000	140/80 - 18 M/C 70M TT	UNICROSS	-	-
300 EXC '02				1623700	90/90 - 21 M/C 54M M&S	MCE 6 DAYS EXTREME	1623800	120/90 - 18 M/C 65M M&S	MCE 6 DAYS EXTREME	-	-
			10	1679000	90/90 - 21 M/C 54M M&S	UNICROSS FRONT	1679100	120/90 - 18 M/C 65M M&S TT	UNICROSS	-	-
300 EXC-E; Six Days				1623700	90/90 - 21 M/C 54M M&S	MCE 6 DAYS EXTREME	1623900	140/80 - 18 M/C 70M M&S	MCE 6 DAYS EXTREME	-	-
			10	1679000	90/90 - 21 M/C 54M M&S	UNICROSS FRONT	1735000	140/80 - 18 M/C 70M TT	UNICROSS	-	-
EXC 300 Enduro			12	0144100	90/90 - 21 54S	ENDURO 3 Front	0801400	140/80 - 18 70R	ENDURO 3	-	-
			12	1203100	90/90 - 21 M/C 54R M&S	MCE Karoo 2 Front	0887300	140/80 - 18 M/C 70R M&S	MCE Karoo	-	-
			12	1614300	90/90 - 21 M/C 54Q M&S TL	MCE Karoo 2 (T) Front	1666900	140/80 - 18 M/C 70Q M&S TL	MCE Karoo (T)	-	-
			12	1679000	90/90 - 21 M/C 54M M&S	UNICROSS FRONT	1735000	140/80 - 18 M/C 70M TT	UNICROSS	-	-
LC4 350 EGS; EXC				0144100	90/90 - 21 54S	ENDURO 3 Front	0142900	120/80 - 18 62S	ENDURO 3	1.70	2.30
				0144100	90/90 - 21 54S	ENDURO 3 Front	0801400	140/80 - 18 70R	ENDURO 3	1.70	2.30
				1203100	90/90 - 21 M/C 54R M&S	MCE Karoo 2 Front	0887300	140/80 - 18 M/C 70R M&S	MCE Karoo	1.70	2.30
			12	1614300	90/90 - 21 M/C 54Q M&S TL	MCE Karoo 2 (T) Front	1666900	140/80 - 18 M/C 70Q M&S TL	MCE Karoo (T)	1.70	2.30
			10	1679000	90/90 - 21 M/C 54M M&S	UNICROSS FRONT	1735000	140/80 - 18 M/C 70M TT	UNICROSS	1.70	2.30
EXC 380 Enduro			12	0144100	90/90 - 21 54S	ENDURO 3 Front	0801400	140/80 - 18 70R	ENDURO 3	-	-
			12	1203100	90/90 - 21 M/C 54R M&S	MCE Karoo 2 Front	0887300	140/80 - 18 M/C 70R M&S	MCE Karoo	-	-
			12	1614300	90/90 - 21 M/C 54Q M&S TL	MCE Karoo 2 (T) Front	1666900	140/80 - 18 M/C 70Q M&S TL	MCE Karoo (T)	-	-
			12	1679000	90/90 - 21 M/C 54M M&S	UNICROSS FRONT	1735000	140/80 - 18 M/C 70M TT	UNICROSS	-	-
400 EXC Racing				1623700	90/90 - 21 M/C 54M M&S	MCE 6 DAYS EXTREME	1623800	120/90 - 18 M/C 65M M&S	MCE 6 DAYS EXTREME	-	-
				1203100	90/90 - 21 M/C 54R M&S	MCE Karoo 2 Front	0887300	140/80 - 18 M/C 70R M&S	MCE Karoo	-	-
				1623700	90/90 - 21 M/C 54M M&S	MCE 6 DAYS EXTREME	1623900	140/80 - 18 M/C 70M M&S	MCE 6 DAYS EXTREME	-	-
				1679000	90/90 - 21 M/C 54M M&S	UNICROSS FRONT	1679100	120/90 - 18 M/C 65M M&S TT	UNICROSS	-	-
				1679000	90/90 - 21 M/C 54M M&S	UNICROSS FRONT	1735000	140/80 - 18 M/C 70M TT	UNICROSS	-	-
400 LC4 EGS-E	EGS-E Typ B			0144100	90/90 - 21 54S	ENDURO 3 Front	0142900	120/80 - 18 62S	ENDURO 3	1.70	2.20

				0144100	90/90 - 21 54S	ENDURO 3 Front	0801400	140/80 - 18 70R	ENDURO 3	1.70	2.20	
				1203100	90/90 - 21 M/C 54R M&S	MCE Karoo 2 Front	0887300	140/80 - 18 M/C 70R M&S	MCE Karoo	1.70	2.20	
			12	1614300	90/90 - 21 M/C 54Q M&S TL	MCE Karoo 2 (T) Front	1666900	140/80 - 18 M/C 70Q M&S TL	MCE Karoo (T)	1.70	2.20	
400 LC4 EXC	EXC Typ A		10	1679000	90/90 - 21 M/C 54M M&S	UNICROSS FRONT	1735000	140/80 - 18 M/C 70M TT	UNICROSS	1.70	2.20	
				0144100	90/90 - 21 54S	ENDURO 3 Front	0142900	120/80 - 18 62S	ENDURO 3	1.70	2.20	
				0144100	90/90 - 21 54S	ENDURO 3 Front	0801400	140/80 - 18 70R	ENDURO 3	1.70	2.20	
				1203100	90/90 - 21 M/C 54R M&S	MCE Karoo 2 Front	0887300	140/80 - 18 M/C 70R M&S	MCE Karoo	1.70	2.20	
			12	1614300	90/90 - 21 M/C 54Q M&S TL	MCE Karoo 2 (T) Front	1666900	140/80 - 18 M/C 70Q M&S TL	MCE Karoo (T)	1.70	2.20	
400 LC4 LSE			10	1679000	90/90 - 21 M/C 54M M&S	UNICROSS FRONT	1735000	140/80 - 18 M/C 70M TT	UNICROSS	1.70	2.20	
LC4 400 EXC-E	LSE Typ C		10	23	1815800	100/90 - 19 M/C 57S TT	TOURANCE EXP	1816200	130/80 - 17 M/C 65S TT	TOURANCE EXP	2.00	2.20
				0144100	90/90 - 21 54S	ENDURO 3 Front	0142900	120/80 - 18 62S	ENDURO 3	1.70	2.30	
				0144100	90/90 - 21 54S	ENDURO 3 Front	0801400	140/80 - 18 70R	ENDURO 3	1.70	2.30	
			12	1614300	90/90 - 21 M/C 54Q M&S TL	MCE Karoo 2 (T) Front	1666900	140/80 - 18 M/C 70Q M&S TL	MCE Karoo (T)	1.70	2.30	
LC4-E 400 Enduro			10	1679000	90/90 - 21 M/C 54M M&S	UNICROSS FRONT	1735000	140/80 - 18 M/C 70M TT	UNICROSS	1.70	2.30	
				0144100	90/90 - 21 54S	ENDURO 3 Front	0801400	140/80 - 18 70R	ENDURO 3	1.70	2.30	
				0144100	90/90 - 21 54S	ENDURO 3 Front	0142900	120/80 - 18 62S	ENDURO 3	1.70	2.30	
			12	1203100	90/90 - 21 M/C 54R M&S	MCE Karoo 2 Front	0887300	140/80 - 18 M/C 70R M&S	MCE Karoo	1.70	2.30	
			10	1679000	90/90 - 21 M/C 54M M&S	UNICROSS FRONT	1735000	140/80 - 18 M/C 70M TT	UNICROSS	1.70	2.30	
SC 400			12	1203100	90/90 - 21 M/C 54R M&S	MCE Karoo 2 Front	0887300	140/80 - 18 M/C 70R M&S	MCE Karoo	-	-	
			12	1614300	90/90 - 21 M/C 54Q M&S TL	MCE Karoo 2 (T) Front	1666900	140/80 - 18 M/C 70Q M&S TL	MCE Karoo (T)	-	-	
			12	1679000	90/90 - 21 M/C 54M M&S	UNICROSS FRONT	1735000	140/80 - 18 M/C 70M TT	UNICROSS	-	-	
SXC 400 Replika Tiainen			12	0144100	90/90 - 21 54S	ENDURO 3 Front	0801400	140/80 - 18 70R	ENDURO 3	-	-	
			12	1203100	90/90 - 21 M/C 54R M&S	MCE Karoo 2 Front	0887300	140/80 - 18 M/C 70R M&S	MCE Karoo	-	-	
			12	1614300	90/90 - 21 M/C 54Q M&S TL	MCE Karoo 2 (T) Front	1666900	140/80 - 18 M/C 70Q M&S TL	MCE Karoo (T)	-	-	
450 EXC-R; Six Days			12	1679000	90/90 - 21 M/C 54M M&S	UNICROSS FRONT	1735000	140/80 - 18 M/C 70M TT	UNICROSS	-	-	
			10	1623700	90/90 - 21 M/C 54M M&S	MCE 6 DAYS EXTREME	1623900	140/80 - 18 M/C 70M M&S	MCE 6 DAYS EXTREME	-	-	
450 EXC Racing				1679000	90/90 - 21 M/C 54M M&S	UNICROSS FRONT	1735000	140/80 - 18 M/C 70M TT	UNICROSS	-	-	
				1623700	90/90 - 21 M/C 54M M&S	MCE 6 DAYS EXTREME	1623900	140/80 - 18 M/C 70M M&S	MCE 6 DAYS EXTREME	-	-	
				1203100	90/90 - 21 M/C 54R M&S	MCE Karoo 2 Front	0887300	140/80 - 18 M/C 70R M&S	MCE Karoo	-	-	
				1623700	90/90 - 21 M/C 54M M&S	MCE 6 DAYS EXTREME	1623800	120/90 - 18 M/C 65M M&S	MCE 6 DAYS EXTREME	-	-	
				1679000	90/90 - 21 M/C 54M M&S	UNICROSS FRONT	1679100	120/90 - 18 M/C 65M M&S TT	UNICROSS	-	-	
				1679000	90/90 - 21 M/C 54M M&S	UNICROSS FRONT	1735000	140/80 - 18 M/C 70M TT	UNICROSS	-	-	
530 EXC-R; Six Days			12	1614300	90/90 - 21 M/C 54Q M&S TL	MCE Karoo 2 (T) Front	1666900	140/80 - 18 M/C 70Q M&S TL	MCE Karoo (T)	-	-	
				1623700	90/90 - 21 M/C 54M M&S	MCE 6 DAYS EXTREME	1623900	140/80 - 18 M/C 70M M&S	MCE 6 DAYS EXTREME	-	-	
520 EXC-E	KTM 4T-EXC		10	1679000	90/90 - 21 M/C 54M M&S	UNICROSS FRONT	1735000	140/80 - 18 M/C 70M TT	UNICROSS	-	-	
				1623700	90/90 - 21 M/C 54M M&S	MCE 6 DAYS EXTREME	1623900	140/80 - 18 M/C 70M M&S	MCE 6 DAYS EXTREME	-	-	
			12	1203100	90/90 - 21 M/C 54R M&S	MCE Karoo 2 Front	0887300	140/80 - 18 M/C 70R M&S	MCE Karoo	-	-	
			12	1614300	90/90 - 21 M/C 54Q M&S TL	MCE Karoo 2 (T) Front	1666900	140/80 - 18 M/C 70Q M&S TL	MCE Karoo (T)	-	-	
520 EXC Racing			10	1679000	90/90 - 21 M/C 54M M&S	UNICROSS FRONT	1735000	140/80 - 18 M/C 70M TT	UNICROSS	-	-	
			12	1623700	90/90 - 21 M/C 54M M&S	MCE 6 DAYS EXTREME	1623800	120/90 - 18 M/C 65M M&S	MCE 6 DAYS EXTREME	-	-	
525 EXC Racing			12	1679000	90/90 - 21 M/C 54M M&S	UNICROSS FRONT	1679100	120/90 - 18 M/C 65M M&S TT	UNICROSS	-	-	
				1623700	90/90 - 21 M/C 54M M&S	MCE 6 DAYS EXTREME	1623900	140/80 - 18 M/C 70M M&S	MCE 6 DAYS EXTREME	-	-	
				1203100	90/90 - 21 M/C 54R M&S	MCE Karoo 2 Front	0887300	140/80 - 18 M/C 70R M&S	MCE Karoo	-	-	
				1623700	90/90 - 21 M/C 54M M&S	MCE 6 DAYS EXTREME	1623800	120/90 - 18 M/C 65M M&S	MCE 6 DAYS EXTREME	-	-	
				1679000	90/90 - 21 M/C 54M M&S	UNICROSS FRONT	1679100	120/90 - 18 M/C 65M M&S TT	UNICROSS	-	-	
				1679000	90/90 - 21 M/C 54M M&S	UNICROSS FRONT	1735000	140/80 - 18 M/C 70M TT	UNICROSS	-	-	
525 XC Desert Racing			12	1614300	90/90 - 21 M/C 54Q M&S TL	MCE Karoo 2 (T) Front	1666900	140/80 - 18 M/C 70Q M&S TL	MCE Karoo (T)	-	-	
			12	1203100	90/90 - 21 M/C 54R M&S	MCE Karoo 2 Front	0887300	140/80 - 18 M/C 70R M&S	MCE Karoo	-	-	
			12	1614300	90/90 - 21 M/C 54Q M&S TL	MCE Karoo 2 (T) Front	1666900	140/80 - 18 M/C 70Q M&S TL	MCE Karoo (T)	-	-	
			12	1623700	90/90 - 21 M/C 54M M&S	MCE 6 DAYS EXTREME	1623900	140/80 - 18 M/C 70M M&S	MCE 6 DAYS EXTREME	-	-	
			12	1679000	90/90 - 21 M/C 54M M&S	UNICROSS FRONT	1735000	140/80 - 18 M/C 70M TT	UNICROSS	-	-	
SXC 540 Replika Tiainen			12	0144100	90/90 - 21 54S	ENDURO 3 Front	0801400	140/80 - 18 70R	ENDURO 3	-	-	
			12	1203100	90/90 - 21 M/C 54R M&S	MCE Karoo 2 Front	0887300	140/80 - 18 M/C 70R M&S	MCE Karoo	-	-	
			12	1614300	90/90 - 21 M/C 54Q M&S TL	MCE Karoo 2 (T) Front	1666900	140/80 - 18 M/C 70Q M&S TL	MCE Karoo (T)	-	-	
			12	1623700	90/90 - 21 M/C 54M M&S	MCE 6 DAYS EXTREME	1623900	140/80 - 18 M/C 70M M&S	MCE 6 DAYS EXTREME	-	-	
			12	1679000	90/90 - 21 M/C 54M M&S	UNICROSS FRONT	1735000	140/80 - 18 M/C 70M TT	UNICROSS	-	-	
LC4 600 EXC				0144100	90/90 - 21 54S	ENDURO 3 Front	0142900	120/80 - 18 62S	ENDURO 3	1.70	2.20	
			12	0144100	90/90 - 21 54S	ENDURO 3 Front	0801400	140/80 - 18 70R	ENDURO 3	1.70	2.20	





MANUFACTURER	TYPE	Footnotes	FRONT TYRE			REAR TYRE			Inflation Pressure (bar)		
			IP-code	Size	Metzeler-Tread Pattern	IP-code	Size	Metzeler-Tread Pattern	Front	Rear	
			12	1203100	90/90 - 21 M/C 54R M&S	MCE Karoo 2 Front	0887300	140/80 - 18 M/C 70R M&S	MCE Karoo	1.70	2.20
			12	1614300	90/90 - 21 M/C 54Q M&S TL	MCE Karoo 2 (T) Front	1666900	140/80 - 18 M/C 70Q M&S TL	MCE Karoo (T)	1.70	2.20
			12	1623700	90/90 - 21 M/C 54M M&S	MCE 6 DAYS EXTREME	1623900	140/80 - 18 M/C 70M M&S	MCE 6 DAYS EXTREME	1.70	2.20
			12	1679000	90/90 - 21 M/C 54M M&S	UNICROSS FRONT	1735000	140/80 - 18 M/C 70M TT	UNICROSS	1.70	2.20
620 LC4 EGS-E	EGS-E Typ B			0144100	90/90 - 21 54S	ENDURO 3 Front	0142900	120/80 - 18 62S	ENDURO 3	1.70	2.20
				0144100	90/90 - 21 54S	ENDURO 3 Front	0801400	140/80 - 18 70R	ENDURO 3	1.70	2.20
				1203100	90/90 - 21 M/C 54R M&S	MCE Karoo 2 Front	0887300	140/80 - 18 M/C 70R M&S	MCE Karoo	1.70	2.20
				1623700	90/90 - 21 M/C 54M M&S	MCE 6 DAYS EXTREME	1623900	140/80 - 18 M/C 70M M&S	MCE 6 DAYS EXTREME	1.70	2.20
			12	1614300	90/90 - 21 M/C 54Q M&S TL	MCE Karoo 2 (T) Front	1666900	140/80 - 18 M/C 70Q M&S TL	MCE Karoo (T)	1.70	2.20
			12	1623700	90/90 - 21 M/C 54M M&S	MCE 6 DAYS EXTREME	1623800	120/90 - 18 M/C 65M M&S	MCE 6 DAYS EXTREME	1.70	2.20
			12	1679000	90/90 - 21 M/C 54M M&S	UNICROSS FRONT	1679100	120/90 - 18 M/C 65M M&S TT	UNICROSS	1.70	2.20
			10	1679000	90/90 - 21 M/C 54M M&S	UNICROSS FRONT	1735000	140/80 - 18 M/C 70M TT	UNICROSS	1.70	2.20
620 LC4 LSE	LSE Typ C	10	23	1815800	100/90 - 19 M/C 57S TT	TOURANCE EXP	1816200	130/80 - 17 M/C 65S TT	TOURANCE EXP	2.00	2.20
Duke	GS 620 RD		23	1590500	120/70 ZR 17 M/C (58W) TL	Sportec M3	1590800	160/60 ZR 17 M/C (69W) TL	Sportec M3	2.00	2.20
		10	23	1927400	120/70 ZR 17 M/C (58W) TL	Sportec M5 Interact	1971300	160/60 ZR 17 M/C (69W) TL	Sportec M5 Interact	2.00	2.20
LC4 620 Adventure				0144100	90/90 - 21 54S	ENDURO 3 Front	0142900	120/80 - 18 62S	ENDURO 3	1.70	2.30
				0144100	90/90 - 21 54S	ENDURO 3 Front	0801400	140/80 - 18 70R	ENDURO 3	1.70	2.30
				1203100	90/90 - 21 M/C 54R M&S	MCE Karoo 2 Front	0887300	140/80 - 18 M/C 70R M&S	MCE Karoo	1.70	2.30
			12	1614300	90/90 - 21 M/C 54Q M&S TL	MCE Karoo 2 (T) Front	1666900	140/80 - 18 M/C 70Q M&S TL	MCE Karoo (T)	1.70	2.20
			10	1679000	90/90 - 21 M/C 54M M&S	UNICROSS FRONT	1735000	140/80 - 18 M/C 70M TT	UNICROSS	1.70	2.30
LC4 620 Competition			12	0144100	90/90 - 21 54S	ENDURO 3 Front	0801400	140/80 - 18 70R	ENDURO 3	-	-
			12	1203100	90/90 - 21 M/C 54R M&S	MCE Karoo 2 Front	0887300	140/80 - 18 M/C 70R M&S	MCE Karoo	-	-
			12	1614300	90/90 - 21 M/C 54Q M&S TL	MCE Karoo 2 (T) Front	1666900	140/80 - 18 M/C 70Q M&S TL	MCE Karoo (T)	-	-
			12	1679000	90/90 - 21 M/C 54M M&S	UNICROSS FRONT	1735000	140/80 - 18 M/C 70M TT	UNICROSS	-	-
LC4 620 EXC				0144100	90/90 - 21 54S	ENDURO 3 Front	0142900	120/80 - 18 62S	ENDURO 3	1.70	2.30
				0144100	90/90 - 21 54S	ENDURO 3 Front	0801400	140/80 - 18 70R	ENDURO 3	1.70	2.30
				1203100	90/90 - 21 M/C 54R M&S	MCE Karoo 2 Front	0887300	140/80 - 18 M/C 70R M&S	MCE Karoo	1.70	2.30
			12	1614300	90/90 - 21 M/C 54Q M&S TL	MCE Karoo 2 (T) Front	1666900	140/80 - 18 M/C 70Q M&S TL	MCE Karoo (T)	1.70	2.30
			12	1623700	90/90 - 21 M/C 54M M&S	MCE 6 DAYS EXTREME	1623900	140/80 - 18 M/C 70M M&S	MCE 6 DAYS EXTREME	1.70	2.30
			10	1679000	90/90 - 21 M/C 54M M&S	UNICROSS FRONT	1735000	140/80 - 18 M/C 70M TT	UNICROSS	1.70	2.30
LC4 620 Supercomp.			12	1203100	90/90 - 21 M/C 54R M&S	MCE Karoo 2 Front	0887300	140/80 - 18 M/C 70R M&S	MCE Karoo	-	-
			12	1614300	90/90 - 21 M/C 54Q M&S TL	MCE Karoo 2 (T) Front	1666900	140/80 - 18 M/C 70Q M&S TL	MCE Karoo (T)	-	-
			12	1623700	90/90 - 21 M/C 54M M&S	MCE 6 DAYS EXTREME	1623900	140/80 - 18 M/C 70M M&S	MCE 6 DAYS EXTREME	-	-
			12	1679000	90/90 - 21 M/C 54M M&S	UNICROSS FRONT	1735000	140/80 - 18 M/C 70M TT	UNICROSS	-	-
625 SXC				0144100	90/90 - 21 54S	ENDURO 3 Front	0142900	120/80 - 18 62S	ENDURO 3	-	-
				0144100	90/90 - 21 54S	ENDURO 3 Front	0801400	140/80 - 18 70R	ENDURO 3	-	-
				1203100	90/90 - 21 M/C 54R M&S	MCE Karoo 2 Front	0887300	140/80 - 18 M/C 70R M&S	MCE Karoo	-	-
			12	1203100	90/90 - 21 M/C 54R M&S	MCE Karoo 2 Front	0887300	140/80 - 18 M/C 70R M&S	MCE Karoo	-	-
			12	1614300	90/90 - 21 M/C 54Q M&S TL	MCE Karoo 2 (T) Front	1666900	140/80 - 18 M/C 70Q M&S TL	MCE Karoo (T)	-	-
			12	1623700	90/90 - 21 M/C 54M M&S	MCE 6 DAYS EXTREME	1623900	140/80 - 18 M/C 70M M&S	MCE 6 DAYS EXTREME	-	-
			12	1614300	90/90 - 21 M/C 54Q M&S TL	MCE Karoo 2 (T) Front	1666900	140/80 - 18 M/C 70Q M&S TL	MCE Karoo (T)	-	-
			12	1679000	90/90 - 21 M/C 54M M&S	UNICROSS FRONT	1735000	140/80 - 18 M/C 70M TT	UNICROSS	-	-
LC4 625 Supercompetition			10	1679000	90/90 - 21 M/C 54M M&S	UNICROSS FRONT	1735000	140/80 - 18 M/C 70M TT	UNICROSS	-	-
				0144100	90/90 - 21 54S	ENDURO 3 Front	0142900	120/80 - 18 62S	ENDURO 3	-	-
				0144100	90/90 - 21 54S	ENDURO 3 Front	0801400	140/80 - 18 70R	ENDURO 3	-	-
				1203100	90/90 - 21 M/C 54R M&S	MCE Karoo 2 Front	0887300	140/80 - 18 M/C 70R M&S	MCE Karoo	-	-
			12	1614300	90/90 - 21 M/C 54Q M&S TL	MCE Karoo 2 (T) Front	1666900	140/80 - 18 M/C 70Q M&S TL	MCE Karoo (T)	-	-
			10	1679000	90/90 - 21 M/C 54M M&S	UNICROSS FRONT	1735000	140/80 - 18 M/C 70M TT	UNICROSS	-	-
640 Duke				1590500	120/70 ZR 17 M/C (58W) TL	Sportec M3	1590800	160/60 ZR 17 M/C (69W) TL	Sportec M3	-	-
			10	1927400	120/70 ZR 17 M/C (58W) TL	Sportec M5 Interact	1971300	160/60 ZR 17 M/C (69W) TL	Sportec M5 Interact	-	-
640 LC4 Adventure				0144100	90/90 - 21 54S	ENDURO 3 Front	0801400	140/80 - 18 70R	ENDURO 3	1.70	2.30
				0144100	90/90 - 21 54S	ENDURO 3 Front	0142900	120/80 - 18 62S	ENDURO 3	1.70	2.30
				1203100	90/90 - 21 M/C 54R M&S	MCE Karoo 2 Front	0887300	140/80 - 18 M/C 70R M&S	MCE Karoo	1.70	2.30

				1614300	90/90 - 21 M/C 54Q M&S TL	MCE Karoo 2 (T) Front	1666900	140/80 - 18 M/C 70Q M&S TL	MCE Karoo (T)	1.70	2.30	
				1623700	90/90 - 21 M/C 54M M&S	MCE 6 DAYS EXTREME	1623900	140/80 - 18 M/C 70M M&S	MCE 6 DAYS EXTREME	1.70	2.30	
			10	1679000	90/90 - 21 M/C 54M M&S	UNICROSS FRONT	1735000	140/80 - 18 M/C 70M TT	UNICROSS	-	-	
LC4-E 640 Enduro, Sixdays				0144100	90/90 - 21 54S	ENDURO 3 Front	0801400	140/80 - 18 70R	ENDURO 3	1.70	2.30	
				0144100	90/90 - 21 54S	ENDURO 3 Front	0142900	120/80 - 18 62S	ENDURO 3	1.70	2.30	
				1203100	90/90 - 21 M/C 54R M&S	MCE Karoo 2 Front	0887300	140/80 - 18 M/C 70R M&S	MCE Karoo	1.70	2.30	
				1614300	90/90 - 21 M/C 54Q M&S TL	MCE Karoo 2 (T) Front	1666900	140/80 - 18 M/C 70Q M&S TL	MCE Karoo (T)	1.70	2.30	
				1623700	90/90 - 21 M/C 54M M&S	MCE 6 DAYS EXTREME	1623900	140/80 - 18 M/C 70M M&S	MCE 6 DAYS EXTREME	1.70	2.30	
625, 660 SMC			10	1679000	90/90 - 21 M/C 54M M&S	UNICROSS FRONT	1735000	140/80 - 18 M/C 70M TT	UNICROSS	1.70	2.30	
				1590500	120/70 ZR 17 M/C (58W) TL	Sportec M3	1590800	160/60 ZR 17 M/C (69W) TL	Sportec M3	-	-	
690 Enduro			10	1927400	120/70 ZR 17 M/C (58W) TL	Sportec M5 Interact	1971300	160/60 ZR 17 M/C (69W) TL	Sportec M5 Interact	-	-	
				1625800	90/90 - 21 M/C 54H TL	ENDURO 3 Front	1708400	140/80 - 18 M/C 70H TL	ENDURO 3	-	-	
690 Enduro R			10	1679000	90/90 - 21 M/C 54M M&S	UNICROSS FRONT	1735000	140/80 - 18 M/C 70M TT	UNICROSS	-	-	
690 SMC	KTM 690 LC4			0144100	90/90 - 21 54S	ENDURO 3 Front	1635600	140/80 - 18 M/C 70S	ENDURO 3	2.10	2.40	
				1590500	120/70 ZR 17 M/C (58W) TL	Sportec M3	1590800	160/60 ZR 17 M/C (69W) TL	Sportec M3	2.00	2.20	
			10	1826800	120/70 ZR 17 M/C (58W) TL	Roadtec Z6 Interact	1827000	160/60 ZR 17 M/C (69W) TL	Roadtec Z6 Interact	2.00	2.20	
				1927400	120/70 ZR 17 M/C (58W) TL	Sportec M5 Interact	1971300	160/60 ZR 17 M/C (69W) TL	Sportec M5 Interact	2.00	2.20	
690 Supermoto	KTM LC4/A2			1826800	120/70 ZR 17 M/C (58W) TL	Roadtec Z6 Interact	1827000	160/60 ZR 17 M/C (69W) TL	Roadtec Z6 Interact	2.00	2.20	
				1448100	120/70 ZR 17 M/C (58W) TL	Roadtec Z6 Front	1448700	160/60 ZR 17 M/C (69W) TL	Roadtec Z6	2.00	2.20	
			23	1590500	120/70 ZR 17 M/C (58W) TL	Sportec M3	1590800	160/60 ZR 17 M/C (69W) TL	Sportec M3	2.00	2.20	
			10	23	1927400	120/70 ZR 17 M/C (58W) TL	Sportec M5 Interact	1971300	160/60 ZR 17 M/C (69W) TL	Sportec M5 Interact	2.00	2.20
690 Supermoto Prestige; Supermoto R	KTM LC4/A2			1448100	120/70 ZR 17 M/C (58W) TL	Roadtec Z6 Front	1448700	160/60 ZR 17 M/C (69W) TL	Roadtec Z6	2.00	2.20	
				1590500	120/70 ZR 17 M/C (58W) TL	Sportec M3	1590800	160/60 ZR 17 M/C (69W) TL	Sportec M3	2.00	2.20	
				1826800	120/70 ZR 17 M/C (58W) TL	Roadtec Z6 Interact	1827000	160/60 ZR 17 M/C (69W) TL	Roadtec Z6 Interact	2.00	2.20	
			10	1927400	120/70 ZR 17 M/C (58W) TL	Sportec M5 Interact	1971300	160/60 ZR 17 M/C (69W) TL	Sportec M5 Interact	2.00	2.20	
950 Adventure, S	KTM LC8			1203100	90/90 - 21 M/C 54R M&S	MCE Karoo 2 Front	1268800	150/70 R 18 M/C 70R M&S TL	MCE Karoo	2.40	2.80	
950 Super Enduro	KTM LC8 SE		23	1614300	90/90 - 21 M/C 54Q M&S TL	MCE Karoo 2 (T) Front	1666900	140/80 - 18 M/C 70Q M&S TL	MCE Karoo (T)	2.40	2.70	
				0143800	90/90 - 21 54H TT	ENDURO 3 Front	1708400	140/80 - 18 M/C 70H TL	ENDURO 3	2.40	2.70	
				1625800	90/90 - 21 M/C 54H TL	ENDURO 3 Front	1708400	140/80 - 18 M/C 70H TL	ENDURO 3	2.40	2.70	
			10	1679000	90/90 - 21 M/C 54M M&S	UNICROSS FRONT	1735000	140/80 - 18 M/C 70M TT	UNICROSS	2.40	2.70	
950 Super Enduro R				1614300	90/90 - 21 M/C 54M M&S TL	MCE Karoo 2 (T) Front	1666900	140/80 - 18 M/C 70Q M&S TL	MCE Karoo (T)	-	-	
			10	1625800	90/90 - 21 M/C 54H TL	ENDURO 3 Front	1708400	140/80 - 18 M/C 70H TL	ENDURO 3	-	-	
			10	1679000	90/90 - 21 M/C 54M M&S	UNICROSS FRONT	1735000	140/80 - 18 M/C 70M TT	UNICROSS	-	-	
950 Supermoto; R	KTM LC 8 SM			1677300	120/70 ZR 17 M/C (58W) TL	Racetec K3 Front	1677500	180/55 ZR 17 M/C (73W) TL	Racetec K3	-	-	
			10	1869500	120/70 ZR 17 M/C (58W) TL	Racetec Interact K3	1869900	180/55 ZR 17 M/C (73W) TL	Racetec Interact K3	-	-	
			10	1927400	120/70 ZR 17 M/C (58W) TL	Sportec M5 Interact	1927600	180/55 ZR 17 M/C (73W) TL	Sportec M5 Interact	-	-	
990 Adventure / S	KTM LC8			1203100	90/90 - 21 M/C 54R M&S	MCE Karoo 2 Front	1268800	150/70 R 18 M/C 70R M&S TL	MCE Karoo	2.40	2.80	
990 Adventure ABS	KTM LC8			1203100	90/90 - 21 M/C 54R M&S	MCE Karoo 2 Front	1268800	150/70 R 18 M/C 70R M&S TL	MCE Karoo	2.40	2.80	
990 Adventure R	KTM LC8			1203100	90/90 - 21 M/C 54R M&S	MCE Karoo 2 Front	1268800	150/70 R 18 M/C 70R M&S TL	MCE Karoo	2.40	2.80	
990 Supermoto	KTM LC8 SM			1677300	120/70 ZR 17 M/C (58W) TL	Racetec K3 Front	1677500	180/55 ZR 17 M/C (73W) TL	Racetec K3	2.20	2.50	
			10	1869500	120/70 ZR 17 M/C (58W) TL	Racetec Interact K3	1869900	180/55 ZR 17 M/C (73W) TL	Racetec Interact K3	2.20	2.50	
			10	1927400	120/70 ZR 17 M/C (58W) TL	Sportec M5 Interact	1927600	180/55 ZR 17 M/C (73W) TL	Sportec M5 Interact	2.20	2.50	
KYMCO	Street											
Fox Hunt 125				0113600	2.75 - 18 48P reinf.	ME 22	0116100	3.00 - 17 50P reinf.	ME 22	-	-	
Pulsar 125 Luxe				0114300	3.00 - 18 52P reinf.	ME 22	0114400	3.50 - 18 62P reinf.	ME 22	-	-	
Pulsar 125 STD				0113600	2.75 - 18 48P reinf.	ME 22	0116100	3.00 - 17 50P reinf.	ME 22	-	-	
Pulsarick 125				1560000	2.75 - 18 M/C 42P TT	ME 22	0116100	3.00 - 17 50P reinf.	ME 22	-	-	
Quannon; Naked			10	1530400	110/80 - 17 M/C 57H TL	Lasertec Front	1840600	140/70 - 17 M/C 66H TL	Lasertec	-	-	
Fox Hunt 150				0113600	2.75 - 18 48P reinf.	ME 22	0116100	3.00 - 17 50P reinf.	ME 22	-	-	
Pulsarick 150				1560000	2.75 - 18 M/C 42P TT	ME 22	0116100	3.00 - 17 50P reinf.	ME 22	-	-	
Zing 150				1204700	3.00 - 18 M/C 47S TL	ME 77	1268200	130/90 - 15 M/C 66S TL	ME 77	-	-	
KYMCO	Chopper u.Cruiser											
Cruiser 125				1204700	3.00 - 18 M/C 47S TL	ME 77	1268200	130/90 - 15 M/C 66S TL	ME 77	-	-	
Hipster 125				1204700	3.00 - 18 M/C 47S TL	ME 77	1268200	130/90 - 15 M/C 66S TL	ME 77	-	-	
Zing 125				1204700	3.00 - 18 M/C 47S TL	ME 77	1268200	130/90 - 15 M/C 66S TL	ME 77	-	-	
Venox 250				1124900	120/80 - 17 M/C 61V TL	ME 880 MARATHON Front	1125000	150/80 B 15 M/C 70V TL	ME 880 MARATHON	-	-	
KYMCO	Enduro											
Stryker 125 Off Road	AF25AB; BB			0144100	90/90 - 21 54S	ENDURO 3 Front	0143900	130/80 - 17 65S	ENDURO 3	-	-	
				1012500	90/90 - 21 M/C 54S	TOURANCE Front	1209400	130/80 - 17 M/C 65S	TOURANCE	-	-	





MANUFACTURER	TYPE	Footnotes	FRONT TYRE			REAR TYRE			Inflation Pressure (bar)		
			IP-code	Size	Metzeler-Tread Pattern	IP-code	Size	Metzeler-Tread Pattern	Front	Rear	
Stryker 125 On Road	AF25AA		10	1815900 1531700	90/90 - 21 M/C 54S TT 90/90 - 18 M/C 51H TL	TOURANCE EXP Lasertec Front	1816200 1532700	130/80 - 17 M/C 65S TT 130/80 - 17 M/C 65H TL	TOURANCE EXP Lasertec	- -	- -
LAVERDA	Street										
125 Custom				0113600	2.75 - 18 48P reinf.	ME 22	0113700	3.25 - 18 59P reinf.	ME 22	1.90	2.10
125 LB Custom				0113600	2.75 - 18 48P reinf.	ME 22	0116200	120/90 - 16 63S	ME 22#	1.90	2.20
125 Sport				0113600	2.75 - 18 48P reinf.	ME 22	0113700	3.25 - 18 59P reinf.	ME 22	1.90	2.10
350				0114100	3.00 - 18 47S	ME 22#	0114200	3.50 - 18 56S	ME 22#	2.10	2.30
500, SFC			23	1529800	100/90 - 18 M/C 56H TL	Lasertec Front	1531900	110/90 - 18 M/C 61H TL	Lasertec	2.00	2.20
650 Formula/Strike			12	1448100	120/70 ZR 17 M/C (58W) TL	Roadtec Z6 Front	1448700	160/60 ZR 17 M/C (69W) TL	Roadtec Z6	2.50	2.90
			12	1590500	120/70 ZR 17 M/C (58W) TL	Sportec M3	1590800	160/60 ZR 17 M/C (69W) TL	Sportec M3	2.50	2.90
			12	1927400	120/70 ZR 17 M/C (58W) TL	Sportec M5 Interact	1971300	160/60 ZR 17 M/C (69W) TL	Sportec M5 Interact	2.50	2.90
650 Ghost/Legend			12	1448200	120/60 ZR 17 M/C (55W) TL	Roadtec Z6 Front	1449100	170/60 ZR 17 M/C (72W) TL	Roadtec Z6	2.50	2.90
			12	1590300	120/60 ZR 17 M/C (55W) TL	Sportec M3	1590900	170/60 ZR 17 M/C (72W) TL	Sportec M3	2.50	2.90
			12	1927100	120/60 ZR 17 M/C (55W) TL	Roadtec Z6 Interact *	1827100	170/60 ZR 17 M/C (72W) TL	Roadtec Z6 Interact	2.50	2.90
650 Sport			12	1448100	120/70 ZR 17 M/C (58W) TL	Roadtec Z6 Front	1449100	170/60 ZR 17 M/C (72W) TL	Roadtec Z6	2.50	2.90
			12	1590500	120/70 ZR 17 M/C (58W) TL	Sportec M3	1590900	170/60 ZR 17 M/C (72W) TL	Sportec M3	2.50	2.90
668 Sport			12	1590500	120/70 ZR 17 M/C (58W) TL	Sportec M3	1590800	160/60 ZR 17 M/C (69W) TL	Sportec M3	2.50	2.90
			12	1927400	120/70 ZR 17 M/C (58W) TL	Sportec M5 Interact	1971300	160/60 ZR 17 M/C (69W) TL	Sportec M5 Interact	2.50	2.90
750 all Types			23	1529800	100/90 - 18 M/C 56H TL	Lasertec Front	1531900	110/90 - 18 M/C 61H TL	Lasertec	2.20	2.50
750 GTL SF3 SR				0161200	100/90 V 18 (56V) TL	ME 33 LASER#	0153600	120/90 V 18	ME 99#	2.50	2.90
750 SFC				0161200	100/90 V 18 (56V) TL	ME 33 LASER#	0153600	120/90 V 18	ME 99#	2.50	2.90
Ghost 750 Strike			12	1448200	120/60 ZR 17 M/C (55W) TL	Roadtec Z6 Front	1448700	160/60 ZR 17 M/C (69W) TL	Roadtec Z6	-	-
			12	1590300	120/60 ZR 17 M/C (55W) TL	Sportec M3	1590800	160/60 ZR 17 M/C (69W) TL	Sportec M3	-	-
			12	1927100	120/60 ZR 17 M/C (55W) TL	Roadtec Z6 Interact *	1827000	160/60 ZR 17 M/C (69W) TL	Roadtec Z6 Interact	-	-
			10	1971200	120/60 ZR 17 M/C (55W) TL	Sportec M5 Interact	1971300	160/60 ZR 17 M/C (69W) TL	Sportec M5 Interact	-	-
1000 Jota, 1200 Jota			23	1529900	100/90 - 18 M/C 56V TL	Lasertec Front	1532200	120/90 - 18 M/C 65V TL	Lasertec	2.50	2.90
1000 RGS, Jota			23	1534500	100/90 V 18 M/C (56V) TL	Lasertec Front	1532200	120/90 - 18 M/C 65V TL	Lasertec	2.50	2.90
			23	1534500	100/90 V 18 M/C (56V) TL	Lasertec Front	1533100	130/80 V 18 M/C (66V) TL	Lasertec	2.50	2.90
1000 SFC,RGA Corsa			23	1534500	100/90 V 18 M/C (56V) TL	Lasertec Front	1533100	130/80 V 18 M/C (66V) TL	Lasertec	2.50	2.90
SFC 1000 '04			12	1590500	120/70 ZR 17 M/C (58W) TL	Sportec M3	1591000	180/55 ZR 17 M/C (73W) TL	Sportec M3	-	-
			12	1677300	120/70 ZR 17 M/C (58W) TL	Racetec K3 Front	1677500	180/55 ZR 17 M/C (73W) TL	Racetec K3	-	-
			12	1927400	120/70 ZR 17 M/C (58W) TL	Sportec M5 Interact	1927600	180/55 ZR 17 M/C (73W) TL	Sportec M5 Interact	-	-
			10	1869500	120/70 ZR 17 M/C (58W) TL	Racetec Interact K3	1869900	180/55 ZR 17 M/C (73W) TL	Racetec Interact K3	-	-
1200 Mirage				0161200	100/90 V 18 (56V) TL	ME 33 LASER#	0154500	120/90 - 18 65V TL	ME 99 A1 #	2.40	2.80
Mirage TS				0161200	100/90 V 18 (56V) TL	ME 33 LASER#	0154500	120/90 - 18 65V TL	ME 99 A1 #	2.30	2.60
LAVERDA	Enduro										
125, 250 ENDURO				0139400	3.00 - 21 51R	ENDURO 1	0139200	4.00 - 18 64R	ENDURO 2	2.20	2.20
OR 600 Atlas				0144100	90/90 - 21 54S	ENDURO 3 Front	0143900	130/80 - 17 65S	ENDURO 3	1.80	2.00
MAICO	Enduro										
250 Enduro			12	1623700	90/90 - 21 M/C 54M M&S	MCE 6 DAYS EXTREME	1623800	120/90 - 18 M/C 65M M&S	MCE 6 DAYS EXTREME	-	-
			12	1679000	90/90 - 21 M/C 54M M&S	UNICROSS FRONT	1679100	120/90 - 18 M/C 65M M&S TT	UNICROSS	-	-
350	4 T			0144100	90/90 - 21 54S	ENDURO 3 Front	0142900	120/80 - 18 62S	ENDURO 3	2.10	2.30
500 Enduro			12	1203100	90/90 - 21 M/C 54R M&S	MCE Karoo 2 Front	0887300	140/80 - 18 M/C 70R M&S	MCE Karoo	-	-
			12	1623700	90/90 - 21 M/C 54M M&S	MCE 6 DAYS EXTREME	1623900	140/80 - 18 M/C 70M M&S	MCE 6 DAYS EXTREME	-	-
			12	1679000	90/90 - 21 M/C 54M M&S	UNICROSS FRONT	1735000	140/80 - 18 M/C 70M TT	UNICROSS	-	-
			12	1614300	90/90 - 21 M/C 54Q M&S TL	MCE Karoo 2 (T) Front	1666900	140/80 - 18 M/C 70Q M&S TL	MCE Karoo (T)	-	-
			12	1623700	90/90 - 21 M/C 54M M&S	MCE 6 DAYS EXTREME	1623800	120/90 - 18 M/C 65M M&S	MCE 6 DAYS EXTREME	-	-
			12	1679000	90/90 - 21 M/C 54M M&S	UNICROSS FRONT	1679100	120/90 - 18 M/C 65M M&S TT	UNICROSS	-	-
SuperMoto			12	1590500	120/70 ZR 17 M/C (58W) TL	Sportec M3	1590700	150/60 ZR 17 M/C 66W TL	Sportec M3	-	-
MALAGUTI	Enduro										
XSM 50				1529600	100/80 - 17 M/C 52S TL	Lasertec Front	1532500	130/70 - 17 M/C 62S TL	Lasertec	-	-
X3M Enduro '08				0144100	90/90 - 21 54S	ENDURO 3 Front	0142900	120/80 - 18 62S	ENDURO 3	-	-

MALANCA	Enduro												
125 Mark Enduro				0138800	2.75 - 21 45P	ENDURO 1	0138900	4.10 - 18 60P	ENDURO 1	-	-		
MBK	Enduro												
X-Limit Supermotard				1529600	100/80 - 17 M/C 52S TL	Lasertec Front	1532500	130/70 - 17 M/C 62S TL	Lasertec	-	-		
MOTO GUZZI	Street												
254				0113600	2.75 - 18 48P reinf.	ME 22	0114100	3.00 - 18 47S	ME 22#	1.90	2.10		
354				0114100	3.00 - 18 47S	ME 22#	0114600	3.25 - 18 52S	ME 22#	1.90	2.00		
Nevada 350				1193700	100/90 - 18 M/C 56H TL	ME 880 MARATHON Front	1041400	130/90 B 16 M/C 73H reinf.TL	ME 880 MARATHON	1.90	2.50		
V 35 I, II, Imola	PA, PC			0111700	3.25 - 18 52H	ME 11	0130500	3.50 - 18 56S	ME 77	2.00	2.40		
V 50 C	PM			1529800	100/90 - 18 M/C 56H TL	Lasertec Front	1532300	130/90 - 16 M/C 67H TL	Lasertec	1.90	2.50		
V 50 II, III, Monza	PB, PE			0111700	3.25 - 18 52H	ME 11	0130500	3.50 - 18 56S	ME 77	2.20	2.60		
				1204700	3.00 - 18 M/C 47S TL	ME 77	0130500	3.50 - 18 56S	ME 77	2.20	2.60		
Sessantacinque GT	PG			1529800	100/90 - 18 M/C 56H TL	Lasertec Front	1531900	110/90 - 18 M/C 61H TL	Lasertec	2.20	2.60		
V 65 , SP	PG		23	1529800	100/90 - 18 M/C 56H TL	Lasertec Front	1531900	110/90 - 18 M/C 61H TL	Lasertec	1.90	2.40		
V 65 Florida	PW		23	1529900	100/90 - 18 M/C 56V TL	Lasertec Front	1532400	130/90 - 16 M/C 67V TL	Lasertec	2.00	2.60		
			23	1530700	110/90 V 18 M/C (61V) TL	Lasertec Front	1532300	130/90 - 16 M/C 67H TL	Lasertec	2.00	2.60		
750 Strada				1530700	110/90 V 18 M/C (61V) TL	Lasertec Front	1532200	120/90 - 18 M/C 65V TL	Lasertec	2.20	2.50		
750 Targa				0160900	110/90 V 16 (59V) TL	ME 33 LASER#	0154500	120/90 - 18 65V TL	ME 99 A1 #	2.30	2.60		
Breva 750	LL			1530300	110/70 - 17 M/C 54H TL	Lasertec Front	1532700	130/80 - 17 M/C 65H TL	Lasertec	-	-		
Nevada 750	LF, LK		23	1529800	100/90 - 18 M/C 56H TL	Lasertec Front	1532300	130/90 - 16 M/C 67H TL	Lasertec	2.00	2.20		
V 75	PX			1534600	110/90 V 16 M/C (59V) TL	Lasertec Front	1532200	120/90 - 18 M/C 65V TL	Lasertec	2.20	2.60		
V7 Cafe Classic				1529800	100/90 - 18 M/C 56H TL	Lasertec Front	1532700	130/80 - 17 M/C 65H TL	Lasertec	-	-		
V7 Classic	LW			1529800	100/90 - 18 M/C 56H TL	Lasertec Front	1532700	130/80 - 17 M/C 65H TL	Lasertec	2.20	2.50		
Norge GT 8V ABS			10	1826800	120/70 ZR 17 M/C (58W) TL	Roadtec Z6 Interact	1827200	180/55 ZR 17 M/C (73W) TL	Roadtec Z6 Interact	-	-		
			10	1927400	120/70 ZR 17 M/C (58W) TL	Sportec M5 Interact	1927600	180/55 ZR 17 M/C (73W) TL	Sportec M5 Interact	-	-		
850 Le Mans I,II,III	VE, VF		23	1534500	100/90 V 18 M/C (56V) TL	Lasertec Front	1532200	120/90 - 18 M/C 65V TL	Lasertec	2.20	2.40		
850 T 3, T 4	VD		23	1529800	100/90 - 18 M/C 56H TL	Lasertec Front	1532100	120/90 - 18 M/C 65H TL	Lasertec	2.20	2.40		
			23	1529800	100/90 - 18 M/C 56H TL	Lasertec Front	1531900	110/90 - 18 M/C 61H TL	Lasertec	2.20	2.40		
850 T3 California	VD		23	1530700	110/90 V 18 M/C (61V) TL	Lasertec Front	1531900	110/90 - 18 M/C 61H TL	Lasertec	2.20	2.40		
850 T 5	VR			1529700	100/90 - 16 M/C 54H TL	Lasertec Front	1532300	130/90 - 16 M/C 67H TL	Lasertec	2.20	2.40		
				1530200	110/90 - 16 M/C 59V TL	Lasertec Front	1532300	130/90 - 16 M/C 67H TL	Lasertec	2.20	2.40		
Breva 850	LP			1448100	120/70 ZR 17 M/C (58W) TL	Roadtec Z6 Front	1448600	180/55 ZR 17 M/C (73W) TL	Roadtec Z6	2.80	2.80		
				1826800	120/70 ZR 17 M/C (58W) TL	Roadtec Z6 Interact	1827200	180/55 ZR 17 M/C (73W) TL	Roadtec Z6 Interact	2.80	2.80		
				1590500	120/70 ZR 17 M/C (58W) TL	Sportec M3	1591000	180/55 ZR 17 M/C (73W) TL	Sportec M3	2.80	2.80		
			10	1927400	120/70 ZR 17 M/C (58W) TL	Sportec M5 Interact	1927600	180/55 ZR 17 M/C (73W) TL	Sportec M5 Interact	2.80	2.80		
Griso 850	LS			1448100	120/70 ZR 17 M/C (58W) TL	Roadtec Z6 Front	1448600	180/55 ZR 17 M/C (73W) TL	Roadtec Z6	2.50	2.70		
				1590500	120/70 ZR 17 M/C (58W) TL	Sportec M3	1591000	180/55 ZR 17 M/C (73W) TL	Sportec M3	2.50	2.70		
			10	1826800	120/70 ZR 17 M/C (58W) TL	Roadtec Z6 Interact	1827200	180/55 ZR 17 M/C (73W) TL	Roadtec Z6 Interact	2.50	2.70		
			10	1927400	120/70 ZR 17 M/C (58W) TL	Sportec M5 Interact	1927600	180/55 ZR 17 M/C (73W) TL	Sportec M5 Interact	2.50	2.70		
Norge 850	LP			1448100	120/70 ZR 17 M/C (58W) TL	Roadtec Z6 Front	1448600	180/55 ZR 17 M/C (73W) TL	Roadtec Z6	2.80	2.80		
				1590500	120/70 ZR 17 M/C (58W) TL	Sportec M3	1591000	180/55 ZR 17 M/C (73W) TL	Sportec M3	2.80	2.80		
			10	1826800	120/70 ZR 17 M/C (58W) TL	Roadtec Z6 Interact	1827200	180/55 ZR 17 M/C (73W) TL	Roadtec Z6 Interact	2.80	2.80		
			10	1927400	120/70 ZR 17 M/C (58W) TL	Sportec M5 Interact	1927600	180/55 ZR 17 M/C (73W) TL	Sportec M5 Interact	2.80	2.80		
Bellagio	LY			1448400	120/70 ZR 18 M/C (59W) TL	Roadtec Z6 Front	1448600	180/55 ZR 17 M/C (73W) TL	Roadtec Z6	2.50	2.70		
			10	1927000	120/70 ZR 18 M/C (59W) TL	Roadtec Z6 Interact *	1827200	180/55 ZR 17 M/C (73W) TL	Roadtec Z6 Interact	2.50	2.70		
1000 California II	VT		23	1530700	110/90 V 18 M/C (61V) TL	Lasertec Front	1532100	120/90 - 18 M/C 65H TL	Lasertec	2.40	2.80		
1000 G 5	VG		23	1530700	110/90 V 18 M/C (61V) TL	Lasertec Front	1532100	120/90 - 18 M/C 65H TL	Lasertec	2.20	2.50		
			23	1529800	100/90 - 18 M/C 56H TL	Lasertec Front	1531900	110/90 - 18 M/C 61H TL	Lasertec	2.20	2.50		
1000 Le Mans II Ago	VE		23	1534500	100/90 V 18 M/C (56V) TL	Lasertec Front	1532200	120/90 - 18 M/C 65V TL	Lasertec	2.40	2.90		
1000 Le Mans III DMB	VF		23	1534500	100/90 V 18 M/C (56V) TL	Lasertec Front	1532200	120/90 - 18 M/C 65V TL	Lasertec	2.50	2.90		
1000 Le Mans	VV			1534500	100/90 V 18 M/C (56V) TL	Lasertec Front	1532200	120/90 - 18 M/C 65V TL	Lasertec	2.40	2.90		
1000 Magni Le Mans, Classic				1529900	100/90 - 18 M/C 56V TL	Lasertec Front	1533100	130/80 V 18 M/C (66V) TL	Lasertec	2.50	2.90		
1000 SP III	VN			1530700	110/90 V 18 M/C (61V) TL	Lasertec Front	1532100	120/90 - 18 M/C 65H TL	Lasertec	2.20	2.70		
1000 SP II	VH			1534600	110/90 V 16 M/C (59V) TL	Lasertec Front	1532200	120/90 - 18 M/C 65V TL	Lasertec	2.20	2.40		
1000 SP I	VG		23	1529800	100/90 - 18 M/C 56H TL	Lasertec Front	1532100	120/90 - 18 M/C 65H TL	Lasertec	2.20	2.50		
			23	1529800	100/90 - 18 M/C 56H TL	Lasertec Front	1531900	110/90 - 18 M/C 61H TL	Lasertec	2.20	2.50		
1000 Strada				1534500	100/90 V 18 M/C (56V) TL	Lasertec Front	1532200	120/90 - 18 M/C 65V TL	Lasertec	2.30	2.70		
1000S	VV			1534500	100/90 V 18 M/C (56V) TL	Lasertec Front	1532200	120/90 - 18 M/C 65V TL	Lasertec	2.40	2.80		
California III (Spokewheel 2.15/2.50x18)	VV			1530700	110/90 V 18 M/C (61V) TL	Lasertec Front	1533100	130/80 V 18 M/C (66V) TL	Lasertec	2.40	2.80		





MANUFACTURER	TYPE	Footnotes	FRONT TYRE			REAR TYRE			Inflation Pressure (bar)		
			IP-code	Size	Metzeler-Tread Pattern	IP-code	Size	Metzeler-Tread Pattern	Front	Rear	
California III,C	VW		23	1530700	110/90 V 18 M/C (61V) TL	Lasertec Front	1532100	120/90 - 18 M/C 65H TL	Lasertec	2.40	2.80
California III/C Inj.	VY		23	1530700	110/90 V 18 M/C (61V) TL	Lasertec Front	1532100	120/90 - 18 M/C 65H TL	Lasertec	2.40	2.80
Daytona 1000	KA			0894900	120/70 ZR 17 M/C (58W) TL	ME Z4 FRONT	0948100	160/60 ZR 18 M/C (70W) TL	ME Z4	2.20	2.40
				1448100	120/70 ZR 17 M/C (58W) TL	Roadtec Z6 Front	1448900	160/60 ZR 18 M/C (70W) TL	Roadtec Z6	2.20	2.40
Daytona RS1000	KL		10	1826800	120/70 ZR 17 M/C (58W) TL	Roadtec Z6 Interact	1926800	160/60 ZR 18 M/C (70W) TL	Roadtec Z6 Interact	2.20	2.40
				0894900	120/70 ZR 17 M/C (58W) TL	ME Z4 FRONT	0948300	160/60 ZR 17 (69W) TL	ME Z4	2.50	2.90
				1448100	120/70 ZR 17 M/C (58W) TL	Roadtec Z6 Front	1448700	160/60 ZR 17 M/C (69W) TL	Roadtec Z6	2.50	2.90
				1590500	120/70 ZR 17 M/C (58W) TL	Sportec M3	1590800	160/60 ZR 17 M/C (69W) TL	Sportec M3	2.50	2.90
				1826800	120/70 ZR 17 M/C (58W) TL	Roadtec Z6 Interact	1827000	160/60 ZR 17 M/C (69W) TL	Roadtec Z6 Interact	2.50	2.90
Mille GT	VH		10	1927400	120/70 ZR 17 M/C (58W) TL	Sportec M5 Interact	1971300	160/60 ZR 17 M/C (69W) TL	Sportec M5 Interact	2.50	2.90
			23	1530700	110/90 V 18 M/C (61V) TL	Lasertec Front	1532100	120/90 - 18 M/C 65H TL	Lasertec	2.40	2.80
V 10 Centauro	KK		23	1529800	100/90 - 18 M/C 56H TL	Lasertec Front	1532100	120/90 - 18 M/C 65H TL	Lasertec	2.40	2.80
				0894900	120/70 ZR 17 M/C (58W) TL	ME Z4 FRONT	0948300	160/60 ZR 17 (69W) TL	ME Z4	2.30	2.70
			10	1590500	120/70 ZR 17 M/C (58W) TL	Sportec M3	1590800	160/60 ZR 17 M/C (69W) TL	Sportec M3	2.30	2.70
			10	1826800	120/70 ZR 17 M/C (58W) TL	Roadtec Z6 Interact	1827000	160/60 ZR 17 M/C (69W) TL	Roadtec Z6 Interact	2.30	2.70
			10	1927400	120/70 ZR 17 M/C (58W) TL	Sportec M5 Interact	1971300	160/60 ZR 17 M/C (69W) TL	Sportec M5 Interact	2.30	2.70
Breva V 1100	LP			1826800	120/70 ZR 17 M/C (58W) TL	Roadtec Z6 Interact	1827200	180/55 ZR 17 M/C (73W) TL	Roadtec Z6 Interact	2.50	2.80
				1448100	120/70 ZR 17 M/C (58W) TL	Roadtec Z6 Front	1448600	180/55 ZR 17 M/C (73W) TL	Roadtec Z6	2.50	2.80
				1590500	120/70 ZR 17 M/C (58W) TL	Sportec M3	1591000	180/55 ZR 17 M/C (73W) TL	Sportec M3	2.50	2.80
			10	1927400	120/70 ZR 17 M/C (58W) TL	Sportec M5 Interact	1927600	180/55 ZR 17 M/C (73W) TL	Sportec M5 Interact	2.50	2.80
			23	1530700	110/90 V 18 M/C (61V) TL	Lasertec Front	1533200	140/80 B 17 M/C 69V TL	Lasertec	2.30	2.70
California 1100, Evoluzione				1530700	110/90 V 18 M/C (61V) TL	Lasertec Front	1533700	150/70 VB 17 M/C (69V) TL	Lasertec	2.30	2.90
California Classic	KD			1530700	110/90 V 18 M/C (61V) TL	Lasertec Front	1533700	150/70 VB 17 M/C (69V) TL	Lasertec	2.30	2.90
California EV, Touring	KD			1530700	110/90 V 18 M/C (61V) TL	Lasertec Front	1533200	140/80 B 17 M/C 69V TL	Lasertec	2.30	2.90
California Special, Stone	KD			1530700	110/90 V 18 M/C (61V) TL	Lasertec Front	1533200	140/80 B 17 M/C 69V TL	Lasertec	2.50	2.90
California Vintage	KD			1530700	110/90 V 18 M/C (61V) TL	Lasertec Front	1533200	140/80 B 17 M/C 69V TL	Lasertec	2.50	2.90
Griso 1100	LS			1448100	120/70 ZR 17 M/C (58W) TL	Roadtec Z6 Front	1448600	180/55 ZR 17 M/C (73W) TL	Roadtec Z6	2.30	2.70
				1448100	120/70 ZR 17 M/C (58W) TL	Roadtec Z6 Front	1827200	180/55 ZR 17 M/C (73W) TL	Roadtec Z6 Interact	2.30	2.70
				1590500	120/70 ZR 17 M/C (58W) TL	Sportec M3	1591000	180/55 ZR 17 M/C (73W) TL	Sportec M3	2.30	2.70
				1826800	120/70 ZR 17 M/C (58W) TL	Roadtec Z6 Interact	1448600	180/55 ZR 17 M/C (73W) TL	Roadtec Z6	2.30	2.70
				1826800	120/70 ZR 17 M/C (58W) TL	Roadtec Z6 Interact	1827200	180/55 ZR 17 M/C (73W) TL	Roadtec Z6 Interact	2.30	2.70
			10	1927400	120/70 ZR 17 M/C (58W) TL	Sportec M5 Interact	1927600	180/55 ZR 17 M/C (73W) TL	Sportec M5 Interact	2.30	2.70
			10	1869500	120/70 ZR 17 M/C (58W) TL	Racetec Interact K3	1869900	180/55 ZR 17 M/C (73W) TL	Racetec Interact K3	2.30	2.70
				0894900	120/70 ZR 17 M/C (58W) TL	ME Z4 FRONT	0948200	160/70 ZR 17 73W TL	ME Z4	2.50	2.90
				1448100	120/70 ZR 17 M/C (58W) TL	Roadtec Z6 Front	1619500	160/70 ZR 17 M/C 73W TL	Roadtec Z6	2.50	2.90
				0894900	120/70 ZR 17 M/C (58W) TL	ME Z4 FRONT	0948300	160/60 ZR 17 (69W) TL	ME Z4	2.50	2.90
Sport 1100i	KF		10	1826800	120/70 ZR 17 M/C (58W) TL	Roadtec Z6 Interact	1927300	160/70 ZR 17 M/C 73W TL	Roadtec Z6 Interact	2.50	2.90
			10	1927400	120/70 ZR 17 M/C (58W) TL	Sportec M5 Interact	1971300	160/60 ZR 17 M/C (69W) TL	Sportec M5 Interact	2.50	2.90
				0894900	120/70 ZR 17 M/C (58W) TL	ME Z4 FRONT	0948100	160/60 ZR 18 M/C (70W) TL	ME Z4	2.50	2.90
Sport 1100	KE			1448100	120/70 ZR 17 M/C (58W) TL	Roadtec Z6 Front	1448900	160/60 ZR 18 M/C (70W) TL	Roadtec Z6	2.50	2.90
			10	1826800	120/70 ZR 17 M/C (58W) TL	Roadtec Z6 Interact	1926800	160/60 ZR 18 M/C (70W) TL	Roadtec Z6 Interact	2.50	2.90
V 11 Scura,R,Coppa It,-Sport,Ballab.	LM			1448100	120/70 ZR 17 M/C (58W) TL	Roadtec Z6 Front	1448600	180/55 ZR 17 M/C (73W) TL	Roadtec Z6	2.50	2.60
				1590500	120/70 ZR 17 M/C (58W) TL	Sportec M3	1591000	180/55 ZR 17 M/C (73W) TL	Sportec M3	2.50	2.60
				1826800	120/70 ZR 17 M/C (58W) TL	Roadtec Z6 Interact	1827200	180/55 ZR 17 M/C (73W) TL	Roadtec Z6 Interact	2.50	2.60
			10	1927400	120/70 ZR 17 M/C (58W) TL	Sportec M5 Interact	1927600	180/55 ZR 17 M/C (73W) TL	Sportec M5 Interact	2.50	2.60
V11 Sport; Le Mans	KT			1448100	120/70 ZR 17 M/C (58W) TL	Roadtec Z6 Front	1448600	180/55 ZR 17 M/C (73W) TL	Roadtec Z6	2.50	2.60
				1590500	120/70 ZR 17 M/C (58W) TL	Sportec M3	1591000	180/55 ZR 17 M/C (73W) TL	Sportec M3	2.50	2.60
				1826800	120/70 ZR 17 M/C (58W) TL	Roadtec Z6 Interact	1827200	180/55 ZR 17 M/C (73W) TL	Roadtec Z6 Interact	2.50	2.60
			10	1927400	120/70 ZR 17 M/C (58W) TL	Sportec M5 Interact	1927600	180/55 ZR 17 M/C (73W) TL	Sportec M5 Interact	2.50	2.60
V 11 Sport	KR			1448100	120/70 ZR 17 M/C (58W) TL	Roadtec Z6 Front	1449100	170/60 ZR 17 M/C (72W) TL	Roadtec Z6	2.50	2.90
				1590500	120/70 ZR 17 M/C (58W) TL	Sportec M3	1590900	170/60 ZR 17 M/C (72W) TL	Sportec M3	2.50	2.90
				1826800	120/70 ZR 17 M/C (58W) TL	Roadtec Z6 Interact	1827100	170/60 ZR 17 M/C (72W) TL	Roadtec Z6 Interact	2.50	2.90
			10	1590500	120/70 ZR 17 M/C (58W) TL	Sportec M3	1590800	160/60 ZR 17 M/C (69W) TL	Sportec M3	2.50	2.90
			10	1826800	120/70 ZR 17 M/C (58W) TL	Roadtec Z6 Interact	1827000	160/60 ZR 17 M/C (69W) TL	Roadtec Z6 Interact	2.50	2.90

V11 Sport Naked; Le Mans	KS		10	1927400	120/70 ZR 17 M/C (58W) TL	Sportec M5 Interact	1971300	160/60 ZR 17 M/C (69W) TL	Sportec M5 Interact	2.50	2.90
				1448100	120/70 ZR 17 M/C (58W) TL	Roadtec Z6 Front	1448600	180/55 ZR 17 M/C (73W) TL	Roadtec Z6	2.40	2.50
				1590500	120/70 ZR 17 M/C (58W) TL	Sportec M3	1591000	180/55 ZR 17 M/C (73W) TL	Sportec M3	2.40	2.50
				1826800	120/70 ZR 17 M/C (58W) TL	Roadtec Z6 Interact	1827200	180/55 ZR 17 M/C (73W) TL	Roadtec Z6 Interact	2.40	2.50
1200 Sport, ABS	LP		10	1927400	120/70 ZR 17 M/C (58W) TL	Sportec M5 Interact	1927600	180/55 ZR 17 M/C (73W) TL	Sportec M5 Interact	2.40	2.50
				1590500	120/70 ZR 17 M/C (58W) TL	Sportec M3	1591000	180/55 ZR 17 M/C (73W) TL	Sportec M3	2.50	2.80
				1448100	120/70 ZR 17 M/C (58W) TL	Roadtec Z6 Front	1448600	180/55 ZR 17 M/C (73W) TL	Roadtec Z6	2.50	2.80
				1826800	120/70 ZR 17 M/C (58W) TL	Roadtec Z6 Interact	1827200	180/55 ZR 17 M/C (73W) TL	Roadtec Z6 Interact	2.50	2.80
1200 Sport 4V			10	1927400	120/70 ZR 17 M/C (58W) TL	Sportec M5 Interact	1927600	180/55 ZR 17 M/C (73W) TL	Sportec M5 Interact	2.50	2.80
			10	1590500	120/70 ZR 17 M/C (58W) TL	Sportec M3	1591000	180/55 ZR 17 M/C (73W) TL	Sportec M3	-	-
			10	1826800	120/70 ZR 17 M/C (58W) TL	Roadtec Z6 Interact	1827200	180/55 ZR 17 M/C (73W) TL	Roadtec Z6 Interact	-	-
			10	1927400	120/70 ZR 17 M/C (58W) TL	Sportec M5 Interact	1927600	180/55 ZR 17 M/C (73W) TL	Sportec M5 Interact	-	-
Breva 1200	LP			1448100	120/70 ZR 17 M/C (58W) TL	Roadtec Z6 Front	1448600	180/55 ZR 17 M/C (73W) TL	Roadtec Z6	2.80	2.80
				1448100	120/70 ZR 17 M/C (58W) TL	Roadtec Z6 Front	1827200	180/55 ZR 17 M/C (73W) TL	Roadtec Z6 Interact	2.80	2.80
				1590500	120/70 ZR 17 M/C (58W) TL	Sportec M3	1591000	180/55 ZR 17 M/C (73W) TL	Sportec M3	2.80	2.80
				1826800	120/70 ZR 17 M/C (58W) TL	Roadtec Z6 Interact	1448600	180/55 ZR 17 M/C (73W) TL	Roadtec Z6	2.80	2.80
				1826800	120/70 ZR 17 M/C (58W) TL	Roadtec Z6 Interact	1827200	180/55 ZR 17 M/C (73W) TL	Roadtec Z6 Interact	2.80	2.80
Griso 8 V	LS		10	1927400	120/70 ZR 17 M/C (58W) TL	Sportec M5 Interact	1927600	180/55 ZR 17 M/C (73W) TL	Sportec M5 Interact	2.80	2.80
				1590500	120/70 ZR 17 M/C (58W) TL	Sportec M3	1591000	180/55 ZR 17 M/C (73W) TL	Sportec M3	2.50	2.50
				1448100	120/70 ZR 17 M/C (58W) TL	Roadtec Z6 Front	1448600	180/55 ZR 17 M/C (73W) TL	Roadtec Z6	2.50	2.50
				1448100	120/70 ZR 17 M/C (58W) TL	Roadtec Z6 Front	1827200	180/55 ZR 17 M/C (73W) TL	Roadtec Z6 Interact	2.50	2.50
				1826800	120/70 ZR 17 M/C (58W) TL	Roadtec Z6 Interact	1448600	180/55 ZR 17 M/C (73W) TL	Roadtec Z6	2.50	2.50
				1826800	120/70 ZR 17 M/C (58W) TL	Roadtec Z6 Interact	1827200	180/55 ZR 17 M/C (73W) TL	Roadtec Z6 Interact	2.50	2.50
Norge 1200	LP		10	1927400	120/70 ZR 17 M/C (58W) TL	Sportec M5 Interact	1927600	180/55 ZR 17 M/C (73W) TL	Sportec M5 Interact	2.50	2.50
				1448100	120/70 ZR 17 M/C (58W) TL	Roadtec Z6 Front	1448600	180/55 ZR 17 M/C (73W) TL	Roadtec Z6	2.80	2.80
				1826800	120/70 ZR 17 M/C (58W) TL	Roadtec Z6 Interact	1827200	180/55 ZR 17 M/C (73W) TL	Roadtec Z6 Interact	2.80	2.80
				1590500	120/70 ZR 17 M/C (58W) TL	Sportec M3	1591000	180/55 ZR 17 M/C (73W) TL	Sportec M3	2.80	2.80
			10	1927400	120/70 ZR 17 M/C (58W) TL	Sportec M5 Interact	1927600	180/55 ZR 17 M/C (73W) TL	Sportec M5 Interact	2.80	2.80
V 12 Strada			10	1826800	120/70 ZR 17 M/C (58W) TL	Roadtec Z6 Interact	1868300	190/50 ZR 17 M/C (73W) TL	Roadtec Z6 Interact	-	-
			10	1927400	120/70 ZR 17 M/C (58W) TL	Sportec M5 Interact	1948500	190/50 ZR 17 M/C (73W) TL	Sportec M5 Interact	-	-
V 12 X			10	1826800	120/70 ZR 17 M/C (58W) TL	Roadtec Z6 Interact	1827200	180/55 ZR 17 M/C (73W) TL	Roadtec Z6 Interact	-	-
			10	1927400	120/70 ZR 17 M/C (58W) TL	Sportec M5 Interact	1927600	180/55 ZR 17 M/C (73W) TL	Sportec M5 Interact	-	-
MOTO GUZZI	Chopper u. Cruiser										
V60 Custom				0149200	100/90 - 18 56H TL	MARATHON FRONT#	0148700	130/90 B 16 73H reinf. TL	ME 88 MARATHON#	2.20	2.40
Nevada Classic 750	LM			1704200	110/90 - 18 M/C 61H TL	Lasertec Front	1532300	130/90 - 16 M/C 67H TL	Lasertec	2.50	2.50
MOTO GUZZI	Enduro										
V 650 NTX	LB			0139400	3.00 - 21 51R	ENDURO 1	0139200	4.00 - 18 64R	ENDURO 2	1.80	2.00
				0144100	90/90 - 21 54S	ENDURO 3 Front	0139800	4.60 - 18 63R	ENDURO 1	1.80	2.00
V 65 TT	PV			0139400	3.00 - 21 51R	ENDURO 1	0139200	4.00 - 18 64R	ENDURO 2	1.80	2.00
Quota 1000	KB		23	1012600	90/90 - 21 M/C 54H TL	TOURANCE Front	1012000	130/80 R 17 M/C 65H TL	TOURANCE	2.00	2.20
			10	1816000	90/90 - 21 M/C 54V TL	TOURANCE EXP	1816400	130/80 R 17 M/C 65H TL	TOURANCE EXP	2.00	2.20
Quota 1100 ES	KM			1012600	90/90 - 21 M/C 54H TL	TOURANCE Front	1012000	130/80 R 17 M/C 65H TL	TOURANCE	2.00	2.20
				1531800	90/90 - 21 M/C 54H TL	Lasertec Front	1532700	130/80 - 17 M/C 65H TL	Lasertec	2.00	2.20
			12	1203100	90/90 - 21 M/C 54R M&S	MCE Karoo 2 Front	0887000	130/80 - 17 M/C 65R M&S	MCE Karoo	2.00	2.20
			10	1816000	90/90 - 21 M/C 54V TL	TOURANCE EXP	1816400	130/80 R 17 M/C 65H TL	TOURANCE EXP	2.00	2.20
Stelvio	LZ		10	1659300	110/80 R 19 M/C 59V TL	Roadtec Z6 Front	1448600	180/55 ZR 17 M/C (73W) TL	Roadtec Z6	2.70	2.90
MOTO MORINI	Street										
125 T				0113600	2.75 - 18 48P reinf.	ME 22	1546400	3.00 - 18 M/C 52P reinf. TL	ME 22	1.70	1.90
250 J				0113600	2.75 - 18 48P reinf.	ME 22	0113700	3.25 - 18 59P reinf.	ME 22	1.80	2.00
250 ZC				0113600	2.75 - 18 48P reinf.	ME 22	0114300	3.00 - 18 52P reinf.	ME 22	1.80	2.00
3 1/2 Klassik			23	1529800	100/90 - 18 M/C 56H TL	Lasertec Front	1531900	110/90 - 18 M/C 61H TL	Lasertec	1.80	2.10
3 1/2 V, S			23	1529800	100/90 - 18 M/C 56H TL	Lasertec Front	1531900	110/90 - 18 M/C 61H TL	Lasertec	1.80	2.10
350 K 2			23	1529800	100/90 - 18 M/C 56H TL	Lasertec Front	1531900	110/90 - 18 M/C 61H TL	Lasertec	1.80	2.10
400 S			23	1529800	100/90 - 18 M/C 56H TL	Lasertec Front	0130500	3.50 - 18 56S	ME 77	1.80	2.10
500 T, S			23	1529800	100/90 - 18 M/C 56H TL	Lasertec Front	1531900	110/90 - 18 M/C 61H TL	Lasertec	2.00	2.20
			23	1531700	90/90 - 18 M/C 51H TL	Lasertec Front	1533900	4.00 - 18 M/C 64V TL	Lasertec	2.00	2.20
500 V-Klassik			23	0111700	3.25 - 18 52H	ME 11	0131800	4.00 - 18 64H TL	ME 77	2.00	2.20
			23	1529800	100/90 - 18 M/C 56H TL	Lasertec Front	1532100	120/90 - 18 M/C 65H TL	Lasertec	2.00	2.20
501 K2 Amex			23	1529800	100/90 - 18 M/C 56H TL	Lasertec Front	1531900	110/90 - 18 M/C 61H TL	Lasertec	2.00	2.20





MANUFACTURER	TYPE	Footnotes	FRONT TYRE			REAR TYRE			Inflation Pressure (bar)		
			IP-code	Size	Metzeler-Tread Pattern	IP-code	Size	Metzeler-Tread Pattern	Front	Rear	
9 1/2; Sport 1200			1448100	120/70 ZR 17 M/C (58W) TL	Roadtec Z6 Front	1448600	180/55 ZR 17 M/C (73W) TL	Roadtec Z6	-	-	
			1590500	120/70 ZR 17 M/C (58W) TL	Sportec M3	1591000	180/55 ZR 17 M/C (73W) TL	Sportec M3	-	-	
			1677300	120/70 ZR 17 M/C (58W) TL	Racetec K3 Front	1677500	180/55 ZR 17 M/C (73W) TL	Racetec K3	-	-	
		10	1826800	120/70 ZR 17 M/C (58W) TL	Roadtec Z6 Interact	1827200	180/55 ZR 17 M/C (73W) TL	Roadtec Z6 Interact	-	-	
		10	1869500	120/70 ZR 17 M/C (58W) TL	Racetec Interact K3	1869900	180/55 ZR 17 M/C (73W) TL	Racetec Interact K3	-	-	
		10	1927400	120/70 ZR 17 M/C (58W) TL	Sportec M5 Interact	1927600	180/55 ZR 17 M/C (73W) TL	Sportec M5 Interact	-	-	
Corsaro 1200; Veloce 1200			1448100	120/70 ZR 17 M/C (58W) TL	Roadtec Z6 Front	1448600	180/55 ZR 17 M/C (73W) TL	Roadtec Z6	-	-	
			1590500	120/70 ZR 17 M/C (58W) TL	Sportec M3	1591000	180/55 ZR 17 M/C (73W) TL	Sportec M3	-	-	
			1677300	120/70 ZR 17 M/C (58W) TL	Racetec K3 Front	1677500	180/55 ZR 17 M/C (73W) TL	Racetec K3	-	-	
		10	1826800	120/70 ZR 17 M/C (58W) TL	Roadtec Z6 Interact	1827200	180/55 ZR 17 M/C (73W) TL	Roadtec Z6 Interact	-	-	
		10	1869500	120/70 ZR 17 M/C (58W) TL	Racetec Interact K3	1869900	180/55 ZR 17 M/C (73W) TL	Racetec Interact K3	-	-	
		10	1927400	120/70 ZR 17 M/C (58W) TL	Sportec M5 Interact	1927600	180/55 ZR 17 M/C (73W) TL	Sportec M5 Interact	-	-	
Corsaro Avio			1448100	120/70 ZR 17 M/C (58W) TL	Roadtec Z6 Front	1448600	180/55 ZR 17 M/C (73W) TL	Roadtec Z6	-	-	
			1448100	120/70 ZR 17 M/C (58W) TL	Roadtec Z6 Front	1827200	180/55 ZR 17 M/C (73W) TL	Roadtec Z6 Interact	-	-	
			1590500	120/70 ZR 17 M/C (58W) TL	Sportec M3	1591000	180/55 ZR 17 M/C (73W) TL	Sportec M3	-	-	
			1826800	120/70 ZR 17 M/C (58W) TL	Roadtec Z6 Interact	1448600	180/55 ZR 17 M/C (73W) TL	Roadtec Z6	-	-	
			1826800	120/70 ZR 17 M/C (58W) TL	Roadtec Z6 Interact	1827200	180/55 ZR 17 M/C (73W) TL	Roadtec Z6 Interact	-	-	
		10	1927400	120/70 ZR 17 M/C (58W) TL	Sportec M5 Interact	1927600	180/55 ZR 17 M/C (73W) TL	Sportec M5 Interact	-	-	
Gran Ferro 1200			1869500	120/70 ZR 17 M/C (58W) TL	Racetec Interact K3	1869900	180/55 ZR 17 M/C (73W) TL	Racetec Interact K3	-	-	
		10	1927400	120/70 ZR 17 M/C (58W) TL	Sportec M5 Interact	1927600	180/55 ZR 17 M/C (73W) TL	Sportec M5 Interact	-	-	
Scrambler 1200			1715500	110/80 R 19 M/C 59V TL	TOURANCE EXP	1715400	150/70 R 17 M/C 69V TL	TOURANCE EXP	-	-	
			1631000	110/80 - 19 M/C 59Q M&S TL	MCE Karoo 2 (T) Front	1631100	150/70 - 17 M/C 69Q M&S TL	MCE Karoo (T)	-	-	
			1715500	110/80 R 19 M/C 59V TL	TOURANCE EXP	1998700	150/70 R 17 M/C 69V TL	TOURANCE EXP M	-	-	
		10	1127800	110/80 R 19 M/C 59V TL	TOURANCE Front	1127900	150/70 R 17 M/C 69V TL	TOURANCE	-	-	
		10	1205800	110/80 R 19 M/C 59R TL M&S	MCE Karoo 2 Front	1205900	150/70 R 17 M/C 69R TL M&S	MCE Karoo	-	-	
MOTO MORINI	Chopper u.Cruiser										
350 Custom			0111200	3.25 - 19 54S	ME 11#	0133400	140/90 - 15 M/C 70H TL	ME 77 #	2.10	2.30	
Excalibur 350 RLX		23	1529800	100/90 - 18 M/C 56H TL	Lasertec Front	1532300	130/90 - 16 M/C 67H TL	Lasertec	2.00	2.20	
Excalibur 501 RLX		23	1529800	100/90 - 18 M/C 56H TL	Lasertec Front	1532300	130/90 - 16 M/C 67H TL	Lasertec	2.10	2.50	
MOTO MORINI	Enduro										
125 Kanguro			0138800	2.75 - 21 45P	ENDURO 1	0138900	4.10 - 18 60P	ENDURO 1	1.60	1.80	
125 KJ Kanguro			0138800	2.75 - 21 45P	ENDURO 1	0138900	4.10 - 18 60P	ENDURO 1	1.50	1.80	
350 Kanguro			0139400	3.00 - 21 51R	ENDURO 1	0139200	4.00 - 18 64R	ENDURO 2	1.70	1.90	
501/2 Camel			0139400	3.00 - 21 51R	ENDURO 1	0139200	4.00 - 18 64R	ENDURO 2	1.90	2.10	
501 Coguro			0139400	3.00 - 21 51R	ENDURO 1	0139200	4.00 - 18 64R	ENDURO 2	1.90	2.10	
Granpasso 1200			1715500	110/80 R 19 M/C 59V TL	TOURANCE EXP	1715400	150/70 R 17 M/C 69V TL	TOURANCE EXP	-	-	
			1127800	110/80 R 19 M/C 59V TL	TOURANCE Front	1127900	150/70 R 17 M/C 69V TL	TOURANCE	-	-	
			1715500	110/80 R 19 M/C 59V TL	TOURANCE EXP	1998700	150/70 R 17 M/C 69V TL	TOURANCE EXP M	-	-	
MV AGUSTA	Street										
F4 750 S (I+I), SPR, Oro, Senna	F4		1590400	120/65 ZR 17 M/C (56W) TL	Sportec M3	1591000	180/55 ZR 17 M/C (73W) TL	Sportec M3	2.30	2.30	
			1590400	120/65 ZR 17 M/C (56W) TL	Sportec M3	1591100	190/50 ZR 17 M/C (73W) TL	Sportec M3	2.30	2.30	
F4 Brutale 750 S; Oro	F4		1590400	120/65 ZR 17 M/C (56W) TL	Sportec M3	1591000	180/55 ZR 17 M/C (73W) TL	Sportec M3	2.30	2.30	
			1590400	120/65 ZR 17 M/C (56W) TL	Sportec M3	1591100	190/50 ZR 17 M/C (73W) TL	Sportec M3	2.30	2.30	
Brutale 910 R	F4		1590400	120/65 ZR 17 M/C (56W) TL	Sportec M3	1591100	190/50 ZR 17 M/C (73W) TL	Sportec M3	2.30	2.30	
			1590400	120/65 ZR 17 M/C (56W) TL	Sportec M3	1591100	190/50 ZR 17 M/C (73W) TL	Sportec M3	2.30	2.30	
			1590500	120/70 ZR 17 M/C (58W) TL	Sportec M3	1591100	190/50 ZR 17 M/C (73W) TL	Sportec M3	2.30	2.30	
			1590500	120/70 ZR 17 M/C (58W) TL	Sportec M3	1828400	190/55 ZR 17 M/C (75W) TL	Sportec M3	2.30	2.30	
			1677300	120/70 ZR 17 M/C (58W) TL	Racetec K3 Front	1677600	190/50 ZR 17 M/C (73W) TL	Racetec K3	2.30	2.30	
			1677300	120/70 ZR 17 M/C (58W) TL	Racetec K3 Front	1697400	190/55 ZR 17 M/C (75W) TL	Racetec K3	2.30	2.30	
			10	1869500	120/70 ZR 17 M/C (58W) TL	Racetec Interact K3	1870300	190/55 ZR 17 M/C (75W) TL	Racetec Interact K3	2.30	2.30
			10	1869500	120/70 ZR 17 M/C (58W) TL	Racetec Interact K3	1870400	190/50 ZR 17 M/C (73W) TL	Racetec Interact K3	2.30	2.30
			10	1927400	120/70 ZR 17 M/C (58W) TL	Sportec M5 Interact	1927500	190/55 ZR 17 M/C (75W) TL	Sportec M5 Interact	2.30	2.30
			10	1927400	120/70 ZR 17 M/C (58W) TL	Sportec M5 Interact	1948500	190/50 ZR 17 M/C (73W) TL	Sportec M5 Interact	2.30	2.30
Brutale 910 S	F4		1590400	120/65 ZR 17 M/C (56W) TL	Sportec M3	1591100	190/50 ZR 17 M/C (73W) TL	Sportec M3	2.30	2.30	



MANUFACTURER	TYPE	Footnotes	FRONT TYRE			REAR TYRE			Inflation Pressure (bar)	
			IP-code	Size	Metzeler-Tread Pattern	IP-code	Size	Metzeler-Tread Pattern	Front	Rear
			1677300	120/70 ZR 17 M/C (58W) TL	Racetec K3 Front	1697400	190/55 ZR 17 M/C (75W) TL	Racetec K3	-	-
		10	1590400	120/65 ZR 17 M/C (56W) TL	Sportec M3	1591100	190/50 ZR 17 M/C (73W) TL	Sportec M3	-	-
		10	1590500	120/70 ZR 17 M/C (58W) TL	Sportec M3	1591100	190/50 ZR 17 M/C (73W) TL	Sportec M3	-	-
		10	1677300	120/70 ZR 17 M/C (58W) TL	Racetec K3 Front	1677600	190/50 ZR 17 M/C (73W) TL	Racetec K3	-	-
		10	1869500	120/70 ZR 17 M/C (58W) TL	Racetec Interact K3	1870300	190/55 ZR 17 M/C (75W) TL	Racetec Interact K3	-	-
		10	1869500	120/70 ZR 17 M/C (58W) TL	Racetec Interact K3	1870400	190/50 ZR 17 M/C (73W) TL	Racetec Interact K3	-	-
		10	1927400	120/70 ZR 17 M/C (58W) TL	Sportec M5 Interact	1927500	190/55 ZR 17 M/C (75W) TL	Sportec M5 Interact	-	-
		10	1927400	120/70 ZR 17 M/C (58W) TL	Sportec M5 Interact	1948500	190/50 ZR 17 M/C (73W) TL	Sportec M5 Interact	-	-
F4 1078 RR 312 - RR 1+1	F5 Vers. DA-DB		1590500	120/70 ZR 17 M/C (58W) TL	Sportec M3	1828400	190/55 ZR 17 M/C (75W) TL	Sportec M3	-	-
			1677300	120/70 ZR 17 M/C (58W) TL	Racetec K3 Front	1697400	190/55 ZR 17 M/C (75W) TL	Racetec K3	-	-
		10	1590500	120/70 ZR 17 M/C (58W) TL	Sportec M3	1591100	190/50 ZR 17 M/C (73W) TL	Sportec M3	-	-
		10	1869500	120/70 ZR 17 M/C (58W) TL	Racetec Interact K3	1870300	190/55 ZR 17 M/C (75W) TL	Racetec Interact K3	-	-
		10	1869500	120/70 ZR 17 M/C (58W) TL	Racetec Interact K3	1870400	190/50 ZR 17 M/C (73W) TL	Racetec Interact K3	-	-
		10	1927400	120/70 ZR 17 M/C (58W) TL	Sportec M5 Interact	1927500	190/55 ZR 17 M/C (75W) TL	Sportec M5 Interact	-	-
		10	1927400	120/70 ZR 17 M/C (58W) TL	Sportec M5 Interact	1948500	190/50 ZR 17 M/C (73W) TL	Sportec M5 Interact	-	-
MZ	Street									
ETZ 125, 150	ETZ125,150		0113600	2.75 - 18 48P reinf.	ME 22	0109500	3.25 - 16 58P reinf.	BLOCK C	1.50	1.90
RT 125			1530300	110/70 - 17 M/C 54H TL	Lasertec Front	1532600	130/70 - 17 M/C 62H TL	Lasertec	-	-
RT 125 Classic (Spokewheel)			1530300	110/70 - 17 M/C 54H TL	Lasertec Front	1532600	130/70 - 17 M/C 62H TL	Lasertec	-	-
Saxon Road-,Sportstar 125	ETZ125		0113600	2.75 - 18 48P reinf.	ME 22	0109500	3.25 - 16 58P reinf.	BLOCK C	1.50	1.90
TS 125	TS125		0113600	2.75 - 18 48P reinf.	ME 22	1546400	3.00 - 18 M/C 52P reinf.TL	ME 22	1.50	1.90
TS 150	TS150		0113600	2.75 - 18 48P reinf.	ME 22	1546400	3.00 - 18 M/C 52P reinf.TL	ME 22	1.50	1.90
ETZ 250, Gespann	ETZ250		0113600	2.75 - 18 48P reinf.	ME 22	0114400	3.50 - 18 62P reinf.	ME 22	1.50	1.90
			0114300	3.00 - 18 52P reinf.	ME 22	0114400	3.50 - 18 62P reinf.	ME 22	1.50	1.90
ETZ 251	ETZ251		0113600	2.75 - 18 48P reinf.	ME 22	0109600	3.50 - 16 58P reinf.	BLOCK C	2.00	2.50
			0113600	2.75 - 18 48P reinf.	ME 22	0109500	3.25 - 16 58P reinf.	BLOCK C	2.00	2.50
TS 250/1 Special			0113600	2.75 - 18 48P reinf.	ME 22	0109600	3.50 - 16 58P reinf.	BLOCK C	1.70	1.90
ETZ 300 Luxus			0113600	2.75 - 18 48P reinf.	ME 22	0114400	3.50 - 18 62P reinf.	ME 22	1.50	1.90
Skorpion Tour			1530300	110/70 - 17 M/C 54H TL	Lasertec Front	1532700	130/80 - 17 M/C 65H TL	Lasertec	1.90	2.40
			1590200	110/70 ZR 17 M/C 54W TL	Sportec M3	1590700	150/60 ZR 17 M/C 66W TL	Sportec M3	1.90	2.40
Mastiff			1590300	120/60 ZR 17 M/C (55W) TL	Sportec M3	1590700	150/60 ZR 17 M/C 66W TL	Sportec M3	1.90	2.40
			1590300	120/60 ZR 17 M/C (55W) TL	Sportec M3	1590800	160/60 ZR 17 M/C (69W) TL	Sportec M3	1.90	2.40
			1590500	120/70 ZR 17 M/C (58W) TL	Sportec M3	1590700	150/60 ZR 17 M/C 66W TL	Sportec M3	1.90	2.40
			1590500	120/70 ZR 17 M/C (58W) TL	Sportec M3	1590800	160/60 ZR 17 M/C (69W) TL	Sportec M3	1.90	2.40
		23	0894900	120/70 ZR 17 M/C (58W) TL	ME Z4 FRONT	0948300	160/60 ZR 17 (69W) TL	ME Z4	1.90	2.40
		23	0947900	120/60 ZR 17 (55W) TL	ME Z4 FRONT	0948300	160/60 ZR 17 (69W) TL	ME Z4	1.90	2.40
		23	1448100	120/70 ZR 17 M/C (58W) TL	Roadtec Z6 Front	1448700	160/60 ZR 17 M/C (69W) TL	Roadtec Z6	1.90	2.40
		23	1448200	120/60 ZR 17 M/C (55W) TL	Roadtec Z6 Front	1448700	160/60 ZR 17 M/C (69W) TL	Roadtec Z6	1.90	2.40
		10	1826800	120/70 ZR 17 M/C (58W) TL	Roadtec Z6 Interact	1827000	160/60 ZR 17 M/C (69W) TL	Roadtec Z6 Interact	1.90	2.40
		10	1927100	120/60 ZR 17 M/C (55W) TL	Roadtec Z6 Interact *	1827000	160/60 ZR 17 M/C (69W) TL	Roadtec Z6 Interact	1.90	2.40
		10	1927100	120/60 ZR 17 M/C (55W) TL	Roadtec Z6 Interact *	1926900	150/70 ZR 17 M/C (69W) TL	Roadtec Z6 Interact	1.90	2.40
		10	1927400	120/70 ZR 17 M/C (58W) TL	Sportec M5 Interact	1971300	160/60 ZR 17 M/C (69W) TL	Sportec M5 Interact	1.90	2.40
		10	1971200	120/60 ZR 17 M/C (55W) TL	Sportec M5 Interact	1971300	160/60 ZR 17 M/C (69W) TL	Sportec M5 Interact	1.90	2.40
Skorpion Replica	MUZ 660		0947900	120/60 ZR 17 (55W) TL	ME Z4 FRONT	0948300	160/60 ZR 17 (69W) TL	ME Z4	2.00	2.50
			1448200	120/60 ZR 17 M/C (55W) TL	Roadtec Z6 Front	1448700	160/60 ZR 17 M/C (69W) TL	Roadtec Z6	2.00	2.50
			1590300	120/60 ZR 17 M/C (55W) TL	Sportec M3	1590800	160/60 ZR 17 M/C (69W) TL	Sportec M3	2.00	2.50
		10	1927100	120/60 ZR 17 M/C (55W) TL	Roadtec Z6 Interact *	1827000	160/60 ZR 17 M/C (69W) TL	Roadtec Z6 Interact	2.00	2.40
		10	1971200	120/60 ZR 17 M/C (55W) TL	Sportec M5 Interact	1971300	160/60 ZR 17 M/C (69W) TL	Sportec M5 Interact	2.00	2.50
Skorpion Sport			1590200	110/70 ZR 17 M/C 54W TL	Sportec M3	1590700	150/60 ZR 17 M/C 66W TL	Sportec M3	1.90	2.40
Skorpion SPORT CUP	MUZ 660 SES-2		1590200	110/70 ZR 17 M/C 54W TL	Sportec M3	1590700	150/60 ZR 17 M/C 66W TL	Sportec M3	1.90	2.40
Skorpion Tour			1590200	110/70 ZR 17 M/C 54W TL	Sportec M3	1590700	150/60 ZR 17 M/C 66W TL	Sportec M3	1.90	2.40
Skorpion Traveler			1590200	110/70 ZR 17 M/C 54W TL	Sportec M3	1590700	150/60 ZR 17 M/C 66W TL	Sportec M3	1.90	2.40
1000 SF	MZ 1000		1321800	120/70 ZR 17 M/C (58W) TL	SPORTEC M-1	1321900	190/50 ZR 17 M/C (73W) TL	SPORTEC M-1	2.50	2.90

				1495400	120/70 ZR 17 M/C (58W) TL	SPORTEC M-1 B	1418400	180/55 ZR 17 M/C (73W) TL	SPORTEC M-1 B	2.50	2.90	
				1448100	120/70 ZR 17 M/C (58W) TL	Roadtec Z6 Front	1448600	180/55 ZR 17 M/C (73W) TL	Roadtec Z6	2.50	2.90	
				1448100	120/70 ZR 17 M/C (58W) TL	Roadtec Z6 Front	1561800	180/55 ZR 17 M/C (73W) TL	Roadtec Z6 C	2.50	2.90	
				1590500	120/70 ZR 17 M/C (58W) TL	Sportec M3	1591000	180/55 ZR 17 M/C (73W) TL	Sportec M3	2.50	2.90	
				1677300	120/70 ZR 17 M/C (58W) TL	Racetec K3 Front	1677500	180/55 ZR 17 M/C (73W) TL	Racetec K3	2.50	2.90	
			10	1677300	120/70 ZR 17 M/C (58W) TL	Racetec K3 Front	1677600	190/50 ZR 17 M/C (73W) TL	Racetec K3	2.50	2.90	
			10	1826800	120/70 ZR 17 M/C (58W) TL	Roadtec Z6 Interact	1827200	180/55 ZR 17 M/C (73W) TL	Roadtec Z6 Interact	2.50	2.90	
			10	1869500	120/70 ZR 17 M/C (58W) TL	Racetec Interact K3	1869900	180/55 ZR 17 M/C (73W) TL	Racetec Interact K3	2.50	2.90	
			10	1869500	120/70 ZR 17 M/C (58W) TL	Racetec Interact K3	1870400	190/50 ZR 17 M/C (73W) TL	Racetec Interact K3	2.50	2.90	
			10	1927400	120/70 ZR 17 M/C (58W) TL	Sportec M5 Interact	1927600	180/55 ZR 17 M/C (73W) TL	Sportec M5 Interact	2.50	2.90	
1000 S	MZ 1000			1321800	120/70 ZR 17 M/C (58W) TL	SPORTEC M-1	1321900	190/50 ZR 17 M/C (73W) TL	SPORTEC M-1	2.50	2.90	
				1495400	120/70 ZR 17 M/C (58W) TL	SPORTEC M-1 B	1418400	180/55 ZR 17 M/C (73W) TL	SPORTEC M-1 B	2.50	2.90	
				1448100	120/70 ZR 17 M/C (58W) TL	Roadtec Z6 Front	1448600	180/55 ZR 17 M/C (73W) TL	Roadtec Z6	2.50	2.90	
				1448100	120/70 ZR 17 M/C (58W) TL	Roadtec Z6 Front	1561800	180/55 ZR 17 M/C (73W) TL	Roadtec Z6 C	2.50	2.90	
				1590500	120/70 ZR 17 M/C (58W) TL	Sportec M3	1591000	180/55 ZR 17 M/C (73W) TL	Sportec M3	2.50	2.90	
				1677300	120/70 ZR 17 M/C (58W) TL	Racetec K3 Front	1677500	180/55 ZR 17 M/C (73W) TL	Racetec K3	2.50	2.90	
			10	1677300	120/70 ZR 17 M/C (58W) TL	Racetec K3 Front	1677600	190/50 ZR 17 M/C (73W) TL	Racetec K3	2.50	2.90	
			10	1826800	120/70 ZR 17 M/C (58W) TL	Roadtec Z6 Interact	1827200	180/55 ZR 17 M/C (73W) TL	Roadtec Z6 Interact	2.50	2.90	
			10	1869500	120/70 ZR 17 M/C (58W) TL	Racetec Interact K3	1869900	180/55 ZR 17 M/C (73W) TL	Racetec Interact K3	2.50	2.90	
			10	1869500	120/70 ZR 17 M/C (58W) TL	Racetec Interact K3	1870400	190/50 ZR 17 M/C (73W) TL	Racetec Interact K3	2.50	2.90	
			10	1927400	120/70 ZR 17 M/C (58W) TL	Sportec M5 Interact	1927600	180/55 ZR 17 M/C (73W) TL	Sportec M5 Interact	2.50	2.90	
1000 ST	MZ 1000			1321800	120/70 ZR 17 M/C (58W) TL	SPORTEC M-1	1321900	190/50 ZR 17 M/C (73W) TL	SPORTEC M-1	2.50	2.90	
				1448100	120/70 ZR 17 M/C (58W) TL	Roadtec Z6 Front	1448600	180/55 ZR 17 M/C (73W) TL	Roadtec Z6	2.50	2.90	
				1448100	120/70 ZR 17 M/C (58W) TL	Roadtec Z6 Front	1561800	180/55 ZR 17 M/C (73W) TL	Roadtec Z6 C	2.50	2.90	
				1590500	120/70 ZR 17 M/C (58W) TL	Sportec M3	1591000	180/55 ZR 17 M/C (73W) TL	Sportec M3	2.50	2.90	
				1677300	120/70 ZR 17 M/C (58W) TL	Racetec K3 Front	1677500	180/55 ZR 17 M/C (73W) TL	Racetec K3	2.50	2.90	
			10	1677300	120/70 ZR 17 M/C (58W) TL	Racetec K3 Front	1677600	190/50 ZR 17 M/C (73W) TL	Racetec K3	2.50	2.90	
			10	1826800	120/70 ZR 17 M/C (58W) TL	Roadtec Z6 Interact	1827200	180/55 ZR 17 M/C (73W) TL	Roadtec Z6 Interact	2.50	2.90	
			10	1869500	120/70 ZR 17 M/C (58W) TL	Racetec Interact K3	1869900	180/55 ZR 17 M/C (73W) TL	Racetec Interact K3	2.50	2.90	
			10	1869500	120/70 ZR 17 M/C (58W) TL	Racetec Interact K3	1870400	190/50 ZR 17 M/C (73W) TL	Racetec Interact K3	2.50	2.90	
			10	1927400	120/70 ZR 17 M/C (58W) TL	Sportec M5 Interact	1927600	180/55 ZR 17 M/C (73W) TL	Sportec M5 Interact	2.50	2.90	
MZ	Enduro											
125 SM	MZ 125 SM			1530300	110/70 - 17 M/C 54H TL	Lasertec Front	1532600	130/70 - 17 M/C 62H TL	Lasertec	-	-	
125 SX	MZ 125 SX			0144100	90/90 - 21 54S	ENDURO 3 Front	0142900	120/80 - 18 62S	ENDURO 3	-	-	
Baghira				0144100	90/90 - 21 54S	ENDURO 3 Front	0801400	140/80 - 18 70R	ENDURO 3	1.80	2.20	
				0144100	90/90 - 21 54S	ENDURO 3 Front	0142900	120/80 - 18 62S	ENDURO 3	1.80	2.20	
			12	1203100	90/90 - 21 M/C 54R M&S	MCE Karoo 2 Front	0887300	140/80 - 18 M/C 70R M&S	MCE Karoo	1.80	2.20	
			12	1614300	90/90 - 21 M/C 54Q M&S TL	MCE Karoo 2 (T) Front	1666900	140/80 - 18 M/C 70Q M&S TL	MCE Karoo (T)	1.80	2.20	
Baghira 660 Supermoto, S	MUZ 660 E			12	1679000	90/90 - 21 M/C 54M M&S	UNICROSS FRONT	1735000	140/80 - 18 M/C 70M TT	UNICROSS	1.80	2.20
				1590500	120/70 ZR 17 M/C (58W) TL	Sportec M3	1590800	160/60 ZR 17 M/C (69W) TL	Sportec M3	-	-	
			10	1927400	120/70 ZR 17 M/C (58W) TL	Sportec M5 Interact	1971300	160/60 ZR 17 M/C (69W) TL	Sportec M5 Interact	-	-	
Baghira Street Moto, Black Panther	MuZ 660 E			23	1590500	120/70 ZR 17 M/C (58W) TL	Sportec M3	1590800	160/60 ZR 17 M/C (69W) TL	Sportec M3	1.90	2.40
				10	1826800	120/70 ZR 17 M/C (58W) TL	Roadtec Z6 Interact	1827000	160/60 ZR 17 M/C (69W) TL	Roadtec Z6 Interact	1.90	2.40
				10	1927100	120/60 ZR 17 M/C (55W) TL	Roadtec Z6 Interact *	1827000	160/60 ZR 17 M/C (69W) TL	Roadtec Z6 Interact	1.90	2.40
			10	23	1927400	120/70 ZR 17 M/C (58W) TL	Sportec M5 Interact	1971300	160/60 ZR 17 M/C (69W) TL	Sportec M5 Interact	1.90	2.40
			10	23	1971200	120/60 ZR 17 M/C (55W) TL	Sportec M5 Interact	1971300	160/60 ZR 17 M/C (69W) TL	Sportec M5 Interact	1.90	2.40
PEUGEOT	Enduro											
XPS Enduro				0144100	90/90 - 21 54S	ENDURO 3 Front	0142900	120/80 - 18 62S	ENDURO 3	1.90	2.10	
XPS CTI 125			10	1012300	100/90 - 19 M/C 57S	TOURANCE Front	1012200	120/90 - 17 M/C 64S	TOURANCE	2.00	2.30	
			10	1815800	100/90 - 19 M/C 57S TT	TOURANCE EXP	1816100	120/90 - 17 M/C 64S TT	TOURANCE EXP	2.00	2.30	
RIEJU	Street											
RRX Spike 50				1529600	100/80 - 17 M/C 52S TL	Lasertec Front	1532500	130/70 - 17 M/C 62S TL	Lasertec	-	-	
RS2 Matrix, Pro				1529600	100/80 - 17 M/C 52S TL	Lasertec Front	1532500	130/70 - 17 M/C 62S TL	Lasertec	-	-	
SMX Pro				1529600	100/80 - 17 M/C 52S TL	Lasertec Front	1532500	130/70 - 17 M/C 62S TL	Lasertec	-	-	
NKD 125				1529600	100/80 - 17 M/C 52S TL	Lasertec Front	1532500	130/70 - 17 M/C 62S TL	Lasertec	-	-	
RS2 125				1529600	100/80 - 17 M/C 52S TL	Lasertec Front	1532500	130/70 - 17 M/C 62S TL	Lasertec	-	-	
RIEJU	Enduro											
Spike, SMX				1529600	100/80 - 17 M/C 52S TL	Lasertec Front	1532500	130/70 - 17 M/C 62S TL	Lasertec	-	-	
MRX 125				0144100	90/90 - 21 54S	ENDURO 3 Front	0142900	120/80 - 18 62S	ENDURO 3	-	-	





MANUFACTURER	TYPE	Footnotes	FRONT TYRE			REAR TYRE			Inflation Pressure (bar)		
			IP-code	Size	Metzeler-Tread Pattern	IP-code	Size	Metzeler-Tread Pattern	Front	Rear	
SACHS	Street										
Roadster 125 V2	680		10	1530300	110/70 - 17 M/C 54H TL	Lasertec Front	1840600	140/70 - 17 M/C 66H TL	Lasertec	1.80	2.20
XTC 125, Racing	675			1590200	110/70 ZR 17 M/C 54W TL	Sportec M3	1590700	150/60 ZR 17 M/C 66W TL	Sportec M3	-	-
XT C 125 / N	675			1530300	110/70 - 17 M/C 54H TL	Lasertec Front	1533500	150/70 - 17 M/C 69H TL	Lasertec	-	-
				1590200	110/70 ZR 17 M/C 54W TL	Sportec M3	1590700	150/60 ZR 17 M/C 66W TL	Sportec M3	-	-
ZZ 125	660			1590200	110/70 ZR 17 M/C 54W TL	Sportec M3	1590700	150/60 ZR 17 M/C 66W TL	Sportec M3	-	-
Roadster 650	830			0894900	120/70 ZR 17 M/C (58W) TL	ME Z4 FRONT	0948300	160/60 ZR 17 (69W) TL	ME Z4	2.30	2.70
				1448100	120/70 ZR 17 M/C (58W) TL	Roadtec Z6 Front	1448700	160/60 ZR 17 M/C (69W) TL	Roadtec Z6	2.30	2.70
				1590500	120/70 ZR 17 M/C (58W) TL	Sportec M3	1590800	160/60 ZR 17 M/C (69W) TL	Sportec M3	2.30	2.70
				1826800	120/70 ZR 17 M/C (58W) TL	Roadtec Z6 Interact	1827000	160/60 ZR 17 M/C (69W) TL	Roadtec Z6 Interact	2.30	2.70
			10	1927400	120/70 ZR 17 M/C (58W) TL	Sportec M5 Interact	1971300	160/60 ZR 17 M/C (69W) TL	Sportec M5 Interact	2.30	2.70
Roadster 800				0894900	120/70 ZR 17 M/C (58W) TL	ME Z4 FRONT	0948200	160/70 ZR 17 73W TL	ME Z4	2.30	2.60
				1448100	120/70 ZR 17 M/C (58W) TL	Roadtec Z6 Front	1619500	160/70 ZR 17 M/C 73W TL	Roadtec Z6	2.30	2.60
			10	1826800	120/70 ZR 17 M/C (58W) TL	Roadtec Z6 Interact	1927300	160/70 ZR 17 M/C 73W TL	Roadtec Z6 Interact	2.30	2.60
SACHS	Enduro										
K 125 S Military				0115800	2.75 - 17 47P reinf.	ME 22	0116100	3.00 - 17 50P reinf.	ME 22	1.50	1.80
X-Road 125				1530300	110/70 - 17 M/C 54H TL	Lasertec Front	1533500	150/70 - 17 M/C 69H TL	Lasertec	-	-
ZX 125				0139400	3.00 - 21 51R	ENDURO 1	0139200	4.00 - 18 64R	ENDURO 2	-	-
SUZUKI	Street										
CN 125 CF 42 A				0557200	90/90 - 10 50J TL	ME 1	0557200	90/90 - 10 50J TL	ME 1	1.25	2.50
GP 125	GP 125		27	0113600	2.75 - 18 48P reinf.	ME 22	1546400	3.00 - 18 M/C 52P reinf.TL	ME 22	1.60	1.80
GS 125 S/SU '99	AW			0113600	2.75 - 18 48P reinf.	ME 22	1546400	3.00 - 18 M/C 52P reinf.TL	ME 22	1.75	2.80
GS 125 Z,D,ESZ,ESD,ESF,ESK,ESM				0113600	2.75 - 18 48P reinf.	ME 22	0114300	3.00 - 18 52P reinf.	ME 22	1.60	1.80
TU 125 XT/XTU '99	AZ			0113600	2.75 - 18 48P reinf.	ME 22	0109600	3.50 - 16 58P reinf.	BLOCK C	1.80	2.00
GT 185			27	0113600	2.75 - 18 48P reinf.	ME 22	1546400	3.00 - 18 M/C 52P reinf.TL	ME 22	1.80	2.00
GT 200 X5,ENX5, EXX5			27	0113600	2.75 - 18 48P reinf.	ME 22	1546400	3.00 - 18 M/C 52P reinf.TL	ME 22	1.80	2.00
SB 200 ENX 7 X				0113600	2.75 - 18 48P reinf.	ME 22	0114100	3.00 - 18 47S	ME 22#	1.95	2.05
250 Goose				0137800	110/70 - 17 54H TL	ME 1 FRONT #	0137900	130/70 - 17 62H TL	ME 1#	2.00	2.30
GSX 250 X, XU, E	GS25X,XU,GJ53B		25	0113700	3.25 - 18 59P reinf.	ME 22	0130700	4.00 - 18 64S TL	ME 77	1.80	2.00
			27	0114300	3.00 - 18 52P reinf.	ME 22	0114400	3.50 - 18 62P reinf.	ME 22	1.80	2.00
GT 250, X-7	GT 250/2		27	0111700	3.25 - 18 52H	ME 11	0130500	3.50 - 18 56S	ME 77	1.80	2.00
			27	1204700	3.00 - 18 M/C 47S TL	ME 77	0130500	3.50 - 18 56S	ME 77	1.80	2.00
RGV 250 Gamma	VJ 22 B			1590200	110/70 ZR 17 M/C 54W TL	Sportec M3	1590700	150/60 ZR 17 M/C 66W TL	Sportec M3	2.00	2.50
GT 380			23	0111100	3.25 - 19 54S TT/TL	ME 11	0130700	4.00 - 18 64S TL	ME 77	1.90	2.10
			23	0111100	3.25 - 19 54S TT/TL	ME 11	0130500	3.50 - 18 56S	ME 77	1.90	2.10
			23	0111100	3.25 - 19 54S TT/TL	ME 11	1533900	4.00 - 18 M/C 64V TL	Lasertec	1.90	2.10
			23	1531300	3.25 - 19 M/C 54H TL	Lasertec Front	1533900	4.00 - 18 M/C 64V TL	Lasertec	1.90	2.10
GS 400	GS 400-A		23	0111700	3.25 - 18 52H	ME 11	0130700	4.00 - 18 64S TL	ME 77	1.80	2.00
			27	1204700	3.00 - 18 M/C 47S TL	ME 77	0130500	3.50 - 18 56S	ME 77	1.80	2.00
GS 400 T	GS 400-B		27	1204700	3.00 - 18 M/C 47S TL	ME 77	0130500	3.50 - 18 56S	ME 77	1.80	2.00
GSF 400 Bandit	GK 75 B			1448300	110/70 ZR 17 M/C 54W TL	Roadtec Z6 Front	1448800	150/70 ZR 17 M/C (69W) TL	Roadtec Z6	2.00	2.50
				1530300	110/70 - 17 M/C 54H TL	Lasertec Front	1533500	150/70 - 17 M/C 69H TL	Lasertec	2.00	2.50
GSX 400 E/ES	GK 53 C		23	1531700	90/90 - 18 M/C 51H TL	Lasertec Front	1531900	110/90 - 18 M/C 61H TL	Lasertec	2.00	2.30
			25	0111700	3.25 - 18 52H	ME 11	0130700	4.00 - 18 64S TL	ME 77	2.00	2.30
			25	1204700	3.00 - 18 M/C 47S TL	ME 77	0130700	4.00 - 18 64S TL	ME 77	2.00	2.30
GSX 400 F Katana	GS 40 XF		23	0111100	3.25 - 19 54S TT/TL	ME 11	1531900	110/90 - 18 M/C 61H TL	Lasertec	2.00	2.40
			27	1531300	3.25 - 19 M/C 54H TL	Lasertec Front	1531900	110/90 - 18 M/C 61H TL	Lasertec	2.00	2.40
GSX 400	GS 40 X-A, C		23	1204700	3.00 - 18 M/C 47S TL	ME 77	0130700	4.00 - 18 64S TL	ME 77	2.00	2.30
GSX400R				0165400	110/80 VB 17 V250 (57V) TL	ME 33 LASER CompK#	0135700	140/80 VB 17 V250 (69V) TL	ME 1 CompK#	2.20	2.50
GSX 400 T				0111200	3.25 - 19 54S	ME 11#	0116200	120/90 - 16 63S	ME 22#	1.80	2.00
GSXR 400 R SP				0562700	120/60 ZR 17 (55W) TL	ME Z1 FRONT Racing#	0561800	150/60 ZR 17 66W TL	ME Z1 Racing#	2.00	2.50
RF 400				0562900	120/70 ZR 17 (58W) TL	ME Z1 FRONT Racing#	0562100	160/60 ZR 17 (69W) TL	ME Z1 Racing#	2.20	-
GS 425 EN				0114100	3.00 - 18 47S	ME 22#	0114200	3.50 - 18 56S	ME 22#	1.95	2.05

GS 450, S	GS 450 A-B		23	1204700	3.00 - 18 M/C 47S TL	ME 77	0130700	4.00 - 18 64S TL	ME 77	2.00	2.30	
GS 450 E, S, EU, SU,	GL 51 F		25	1204700	3.00 - 18 M/C 47S TL	ME 77	0130700	4.00 - 18 64S TL	ME 77	2.00	2.30	
GS 500, U 2001	WVBK			1530300	110/70 - 17 M/C 54H TL	Lasertec Front	1532600	130/70 - 17 M/C 62H TL	Lasertec	2.25	2.80	
GS 500; F; U; FU	BK		27	1530300	110/70 - 17 M/C 54H TL	Lasertec Front	1532600	130/70 - 17 M/C 62H TL	Lasertec	-	-	
GS 500 E,EU	GM 51 B		27	1530300	110/70 - 17 M/C 54H TL	Lasertec Front	1532600	130/70 - 17 M/C 62H TL	Lasertec	2.25	2.80	
GS 500 E	GS 500 E		23	27	1530000	100/90 - 19 M/C 57H TL	Lasertec Front	1532100	120/90 - 18 M/C 65H TL	Lasertec	1.90	2.30
				23	0111100	3.25 - 19 54S TT/TL	ME 11	0130700	4.00 - 18 64S TL	ME 77	1.90	2.30
			23	27	0111100	3.25 - 19 54S TT/TL	ME 11	1533900	4.00 - 18 M/C 64V TL	Lasertec	1.90	2.30
			23	27	1531300	3.25 - 19 M/C 54H TL	Lasertec Front	1533900	4.00 - 18 M/C 64V TL	Lasertec	1.90	2.30
GT 500	T500		23	27	1530000	100/90 - 19 M/C 57H TL	Lasertec Front	1532100	120/90 - 18 M/C 65H TL	Lasertec	1.90	2.20
				23	0111100	3.25 - 19 54S TT/TL	ME 11	0130700	4.00 - 18 64S TL	ME 77	1.90	2.20
			23	27	0111100	3.25 - 19 54S TT/TL	ME 11	1533900	4.00 - 18 M/C 64V TL	Lasertec	1.90	2.20
			23	27	1531300	3.25 - 19 M/C 54H TL	Lasertec Front	1533900	4.00 - 18 M/C 64V TL	Lasertec	1.90	2.20
GS 550 EM Katana			23	27	1530000	100/90 - 19 M/C 57H TL	Lasertec Front	1532100	120/90 - 18 M/C 65H TL	Lasertec	1.90	2.10
			23	27	1531300	3.25 - 19 M/C 54H TL	Lasertec Front	1532100	120/90 - 18 M/C 65H TL	Lasertec	1.90	2.10
			23	27	1531300	3.25 - 19 M/C 54H TL	Lasertec Front	1533900	4.00 - 18 M/C 64V TL	Lasertec	1.90	2.10
GS 550	GS550D		23	27	1530000	100/90 - 19 M/C 57H TL	Lasertec Front	1532100	120/90 - 18 M/C 65H TL	Lasertec	1.80	2.00
			23	27	1531300	3.25 - 19 M/C 54H TL	Lasertec Front	1533900	4.00 - 18 M/C 64V TL	Lasertec	1.80	2.00
GS 550 L	GS550E Ausf. B		23	1530000	100/90 - 19 M/C 57H TL	Lasertec Front	1532100	120/90 - 18 M/C 65H TL	Lasertec	1.90	2.10	
				23	1531300	3.25 - 19 M/C 54H TL	Lasertec Front	1533900	4.00 - 18 M/C 64V TL	Lasertec	1.90	2.10
GSX 550, E, ES, EF, EU	GN 71 D		27	1529700	100/90 - 16 M/C 54H TL	Lasertec Front	1531900	110/90 - 18 M/C 61H TL	Lasertec	2.00	2.80	
GT 550	GT 550		23	27	1530000	100/90 - 19 M/C 57H TL	Lasertec Front	1532100	120/90 - 18 M/C 65H TL	Lasertec	1.90	2.20
			23	27	1531300	3.25 - 19 M/C 54H TL	Lasertec Front	1533900	4.00 - 18 M/C 64V TL	Lasertec	1.90	2.20
GSF 600 Bandit				1448300	110/70 ZR 17 M/C 54W TL	Roadtec Z6 Front	1448800	150/70 ZR 17 M/C (69W) TL	Roadtec Z6	2.25	2.50	
				1530300	110/70 - 17 M/C 54H TL	Lasertec Front	1533500	150/70 - 17 M/C 69H TL	Lasertec	2.25	2.50	
GSF 600 Bandit 25KW	WVA8			0947900	120/60 ZR 17 (55W) TL	ME Z4 FRONT	0948300	160/60 ZR 17 (69W) TL	ME Z4	2.25	2.50	
				1448200	120/60 ZR 17 M/C (55W) TL	Roadtec Z6 Front	1448700	160/60 ZR 17 M/C (69W) TL	Roadtec Z6	2.25	2.50	
				1590300	120/60 ZR 17 M/C (55W) TL	Sportec M3	1590800	160/60 ZR 17 M/C (69W) TL	Sportec M3	2.25	2.50	
			10	1927100	120/60 ZR 17 M/C (55W) TL	Roadtec Z6 Interact *	1827000	160/60 ZR 17 M/C (69W) TL	Roadtec Z6 Interact	2.25	2.50	
			10	1971200	120/60 ZR 17 M/C (55W) TL	Sportec M5 Interact	1971300	160/60 ZR 17 M/C (69W) TL	Sportec M5 Interact	2.25	2.50	
GSF 600 Bandit 57KW	WVA8			0947900	120/60 ZR 17 (55W) TL	ME Z4 FRONT	0948300	160/60 ZR 17 (69W) TL	ME Z4	2.25	2.50	
				1448200	120/60 ZR 17 M/C (55W) TL	Roadtec Z6 Front	1448700	160/60 ZR 17 M/C (69W) TL	Roadtec Z6	2.25	2.50	
				1590300	120/60 ZR 17 M/C (55W) TL	Sportec M3	1590800	160/60 ZR 17 M/C (69W) TL	Sportec M3	2.25	2.50	
			10	1927100	120/60 ZR 17 M/C (55W) TL	Roadtec Z6 Interact *	1827000	160/60 ZR 17 M/C (69W) TL	Roadtec Z6 Interact	2.25	2.50	
			10	1971200	120/60 ZR 17 M/C (55W) TL	Sportec M5 Interact	1971300	160/60 ZR 17 M/C (69W) TL	Sportec M5 Interact	2.25	2.50	
GSF 600 U/SU Bandit 25kW	GN 77B Ausf.B/D		27	1448300	110/70 ZR 17 M/C 54W TL	Roadtec Z6 Front	1448800	150/70 ZR 17 M/C (69W) TL	Roadtec Z6	2.25	2.50	
				27	1530300	110/70 - 17 M/C 54H TL	Lasertec Front	1533500	150/70 - 17 M/C 69H TL	Lasertec	2.25	2.50
GSR 600 (all versions)	WVB9			1448100	120/70 ZR 17 M/C (58W) TL	Roadtec Z6 Front	1448600	180/55 ZR 17 M/C (73W) TL	Roadtec Z6	2.50	2.90	
				1448100	120/70 ZR 17 M/C (58W) TL	Roadtec Z6 Front	1827200	180/55 ZR 17 M/C (73W) TL	Roadtec Z6 Interact	2.50	2.90	
				1590500	120/70 ZR 17 M/C (58W) TL	Sportec M3	1591000	180/55 ZR 17 M/C (73W) TL	Sportec M3	2.50	2.90	
				1677300	120/70 ZR 17 M/C (58W) TL	Racetec K3 Front	1677500	180/55 ZR 17 M/C (73W) TL	Racetec K3	2.50	2.90	
				1826800	120/70 ZR 17 M/C (58W) TL	Roadtec Z6 Interact	1448600	180/55 ZR 17 M/C (73W) TL	Roadtec Z6	2.50	2.90	
				1826800	120/70 ZR 17 M/C (58W) TL	Roadtec Z6 Interact	1827200	180/55 ZR 17 M/C (73W) TL	Roadtec Z6 Interact	2.50	2.90	
			10	1869500	120/70 ZR 17 M/C (58W) TL	Racetec Interact K3	1869900	180/55 ZR 17 M/C (73W) TL	Racetec Interact K3	2.50	2.90	
			10	1927400	120/70 ZR 17 M/C (58W) TL	Sportec M5 Interact	1927600	180/55 ZR 17 M/C (73W) TL	Sportec M5 Interact	2.50	2.90	
GSX 600 F				0894900	120/70 ZR 17 M/C (58W) TL	ME Z4 FRONT	0948000	150/70 ZR 17 (69W) TL	ME Z4	2.25	2.50	
				1448100	120/70 ZR 17 M/C (58W) TL	Roadtec Z6 Front	1448800	150/70 ZR 17 M/C (69W) TL	Roadtec Z6	2.25	2.50	
			10	1826800	120/70 ZR 17 M/C (58W) TL	Roadtec Z6 Interact	1926900	150/70 ZR 17 M/C (69W) TL	Roadtec Z6 Interact	2.25	2.50	
GSX 600 F (63 kW)	GN 72 B			1534700	110/80 V 17 M/C (57V) TL	Lasertec Front	1534900	140/80 VB 17 M/C (69V) TL	Lasertec	2.25	2.50	
GSX 600 F 20 - 37KW	GN 72 B			1534700	110/80 V 17 M/C (57V) TL	Lasertec Front	1534900	140/80 VB 17 M/C (69V) TL	Lasertec	2.25	2.50	
GSX 600 FU 25kW	AJ Ausf.B		27	0894900	120/70 ZR 17 M/C (58W) TL	ME Z4 FRONT	0948000	150/70 ZR 17 (69W) TL	ME Z4	2.25	2.50	
			27	1448100	120/70 ZR 17 M/C (58W) TL	Roadtec Z6 Front	1448800	150/70 ZR 17 M/C (69W) TL	Roadtec Z6	2.25	2.50	
			10	1826800	120/70 ZR 17 M/C (58W) TL	Roadtec Z6 Interact	1926900	150/70 ZR 17 M/C (69W) TL	Roadtec Z6 Interact	2.25	2.50	
GSX R 600				0894900	120/70 ZR 17 M/C (58W) TL	ME Z4 FRONT	0894800	180/55 ZR 17 M/C (73W) TL	ME Z4	2.50	2.50	
				1321800	120/70 ZR 17 M/C (58W) TL	SPORTEC M-1	1322000	180/55 ZR 17 M/C (73W) TL	SPORTEC M-1	2.50	2.50	
				1448100	120/70 ZR 17 M/C (58W) TL	Roadtec Z6 Front	1448600	180/55 ZR 17 M/C (73W) TL	Roadtec Z6	2.50	2.50	
				1448100	120/70 ZR 17 M/C (58W) TL	Roadtec Z6 Front	1827200	180/55 ZR 17 M/C (73W) TL	Roadtec Z6 Interact	2.50	2.50	
				1590500	120/70 ZR 17 M/C (58W) TL	Sportec M3	1591000	180/55 ZR 17 M/C (73W) TL	Sportec M3	2.50	2.50	
				1826800	120/70 ZR 17 M/C (58W) TL	Roadtec Z6 Interact	1448600	180/55 ZR 17 M/C (73W) TL	Roadtec Z6	2.50	2.50	





MANUFACTURER	TYPE	Footnotes	FRONT TYRE			REAR TYRE			Inflation Pressure (bar)	
			IP-code	Size	Metzeler-Tread Pattern	IP-code	Size	Metzeler-Tread Pattern	Front	Rear
			1826800	120/70 ZR 17 M/C (58W) TL	Roadtec Z6 Interact	1827200	180/55 ZR 17 M/C (73W) TL	Roadtec Z6 Interact	2.50	2.50
			1869500	120/70 ZR 17 M/C (58W) TL	Racetec Interact K3	1869900	180/55 ZR 17 M/C (73W) TL	Racetec Interact K3	2.50	2.50
		10	1677300	120/70 ZR 17 M/C (58W) TL	Racetec K3 Front	1677500	180/55 ZR 17 M/C (73W) TL	Racetec K3	2.50	2.50
		10	1927400	120/70 ZR 17 M/C (58W) TL	Sportec M5 Interact	1927600	180/55 ZR 17 M/C (73W) TL	Sportec M5 Interact	2.50	2.50
GSX-R 600 (K1/K2/K3)	WVBG		0894900	120/70 ZR 17 M/C (58W) TL	ME Z4 FRONT	0966600	180/55 ZR 17 (73W) TL	ME Z4 A	2.50	2.50
			1321800	120/70 ZR 17 M/C (58W) TL	SPORTEC M-1	1322000	180/55 ZR 17 M/C (73W) TL	SPORTEC M-1	2.50	2.50
			1321800	120/70 ZR 17 M/C (58W) TL	SPORTEC M-1	1591000	180/55 ZR 17 M/C (73W) TL	Sportec M3	2.50	2.50
			1448100	120/70 ZR 17 M/C (58W) TL	Roadtec Z6 Front	1448600	180/55 ZR 17 M/C (73W) TL	Roadtec Z6	2.50	2.50
			1448100	120/70 ZR 17 M/C (58W) TL	Roadtec Z6 Front	1827200	180/55 ZR 17 M/C (73W) TL	Roadtec Z6 Interact	2.50	2.50
			1590500	120/70 ZR 17 M/C (58W) TL	Sportec M3	1591000	180/55 ZR 17 M/C (73W) TL	Sportec M3	2.50	2.50
			1826800	120/70 ZR 17 M/C (58W) TL	Roadtec Z6 Interact	1448600	180/55 ZR 17 M/C (73W) TL	Roadtec Z6	2.50	2.50
			1826800	120/70 ZR 17 M/C (58W) TL	Roadtec Z6 Interact	1827200	180/55 ZR 17 M/C (73W) TL	Roadtec Z6 Interact	2.50	2.50
			1869500	120/70 ZR 17 M/C (58W) TL	Racetec Interact K3	1869900	180/55 ZR 17 M/C (73W) TL	Racetec Interact K3	2.50	2.50
		10	1677300	120/70 ZR 17 M/C (58W) TL	Racetec K3 Front	1677500	180/55 ZR 17 M/C (73W) TL	Racetec K3	2.50	2.50
		10	1927400	120/70 ZR 17 M/C (58W) TL	Sportec M5 Interact	1927600	180/55 ZR 17 M/C (73W) TL	Sportec M5 Interact	2.50	2.50
GSX-R 600 (K4/K5)	WVB2		1321800	120/70 ZR 17 M/C (58W) TL	SPORTEC M-1	1322000	180/55 ZR 17 M/C (73W) TL	SPORTEC M-1	2.50	2.50
			1448100	120/70 ZR 17 M/C (58W) TL	Roadtec Z6 Front	1448600	180/55 ZR 17 M/C (73W) TL	Roadtec Z6	2.50	2.50
			1590500	120/70 ZR 17 M/C (58W) TL	Sportec M3	1591000	180/55 ZR 17 M/C (73W) TL	Sportec M3	2.50	2.50
			1677300	120/70 ZR 17 M/C (58W) TL	Racetec K3 Front	1677500	180/55 ZR 17 M/C (73W) TL	Racetec K3	2.50	2.50
			1826800	120/70 ZR 17 M/C (58W) TL	Roadtec Z6 Interact	1827200	180/55 ZR 17 M/C (73W) TL	Roadtec Z6 Interact	2.50	2.50
			1869500	120/70 ZR 17 M/C (58W) TL	Racetec Interact K3	1869900	180/55 ZR 17 M/C (73W) TL	Racetec Interact K3	2.50	2.50
		10	1927400	120/70 ZR 17 M/C (58W) TL	Sportec M5 Interact	1927600	180/55 ZR 17 M/C (73W) TL	Sportec M5 Interact	2.50	2.50
GSX-R 600 (K6/K7)	WVCE		1321800	120/70 ZR 17 M/C (58W) TL	SPORTEC M-1	1322000	180/55 ZR 17 M/C (73W) TL	SPORTEC M-1	2.50	2.90
			1448100	120/70 ZR 17 M/C (58W) TL	Roadtec Z6 Front	1448600	180/55 ZR 17 M/C (73W) TL	Roadtec Z6	2.50	2.90
			1448100	120/70 ZR 17 M/C (58W) TL	Roadtec Z6 Front	1827200	180/55 ZR 17 M/C (73W) TL	Roadtec Z6 Interact	2.50	2.90
			1590500	120/70 ZR 17 M/C (58W) TL	Sportec M3	1591000	180/55 ZR 17 M/C (73W) TL	Sportec M3	2.50	2.90
			1677300	120/70 ZR 17 M/C (58W) TL	Racetec K3 Front	1677500	180/55 ZR 17 M/C (73W) TL	Racetec K3	2.50	2.90
			1826800	120/70 ZR 17 M/C (58W) TL	Roadtec Z6 Interact	1448600	180/55 ZR 17 M/C (73W) TL	Roadtec Z6	2.50	2.90
			1826800	120/70 ZR 17 M/C (58W) TL	Roadtec Z6 Interact	1827200	180/55 ZR 17 M/C (73W) TL	Roadtec Z6 Interact	2.50	2.90
			1869500	120/70 ZR 17 M/C (58W) TL	Racetec Interact K3	1869900	180/55 ZR 17 M/C (73W) TL	Racetec Interact K3	2.50	2.90
		10	1927400	120/70 ZR 17 M/C (58W) TL	Sportec M5 Interact	1927600	180/55 ZR 17 M/C (73W) TL	Sportec M5 Interact	2.50	2.90
GSX-R 600 1997	AD		0894900	120/70 ZR 17 M/C (58W) TL	ME Z4 FRONT	0894800	180/55 ZR 17 M/C (73W) TL	ME Z4	2.50	2.50
			1321800	120/70 ZR 17 M/C (58W) TL	SPORTEC M-1	1322000	180/55 ZR 17 M/C (73W) TL	SPORTEC M-1	2.50	2.50
			1448100	120/70 ZR 17 M/C (58W) TL	Roadtec Z6 Front	1448600	180/55 ZR 17 M/C (73W) TL	Roadtec Z6	2.50	2.50
			1448100	120/70 ZR 17 M/C (58W) TL	Roadtec Z6 Front	1827200	180/55 ZR 17 M/C (73W) TL	Roadtec Z6 Interact	2.50	2.50
			1590500	120/70 ZR 17 M/C (58W) TL	Sportec M3	1591000	180/55 ZR 17 M/C (73W) TL	Sportec M3	2.50	2.50
			1826800	120/70 ZR 17 M/C (58W) TL	Roadtec Z6 Interact	1448600	180/55 ZR 17 M/C (73W) TL	Roadtec Z6	2.50	2.50
			1826800	120/70 ZR 17 M/C (58W) TL	Roadtec Z6 Interact	1827200	180/55 ZR 17 M/C (73W) TL	Roadtec Z6 Interact	2.50	2.50
			1869500	120/70 ZR 17 M/C (58W) TL	Racetec Interact K3	1869900	180/55 ZR 17 M/C (73W) TL	Racetec Interact K3	2.50	2.50
		10	1677300	120/70 ZR 17 M/C (58W) TL	Racetec K3 Front	1677500	180/55 ZR 17 M/C (73W) TL	Racetec K3	2.50	2.50
		10	1927400	120/70 ZR 17 M/C (58W) TL	Sportec M5 Interact	1927600	180/55 ZR 17 M/C (73W) TL	Sportec M5 Interact	2.50	2.50
GSX-R 600	WVCV		1590500	120/70 ZR 17 M/C (58W) TL	Sportec M3	1591000	180/55 ZR 17 M/C (73W) TL	Sportec M3	-	-
			1677300	120/70 ZR 17 M/C (58W) TL	Racetec K3 Front	1677500	180/55 ZR 17 M/C (73W) TL	Racetec K3	-	-
			1826800	120/70 ZR 17 M/C (58W) TL	Roadtec Z6 Interact	1827300	180/55 ZR 17 M/C (73W) TL	Roadtec Z6 Interact C	-	-
			1869500	120/70 ZR 17 M/C (58W) TL	Racetec Interact K3	1869900	180/55 ZR 17 M/C (73W) TL	Racetec Interact K3	-	-
		10	1927400	120/70 ZR 17 M/C (58W) TL	Sportec M5 Interact	1927600	180/55 ZR 17 M/C (73W) TL	Sportec M5 Interact	-	-
RF 600 R, RU	GN 76 B		0966500	120/70 ZR 17 M/C (58W) TL	ME Z4 B FRONT	0948300	160/60 ZR 17 (69W) TL	ME Z4	2.50	2.90
			1448100	120/70 ZR 17 M/C (58W) TL	Roadtec Z6 Front	1448700	160/60 ZR 17 M/C (69W) TL	Roadtec Z6	2.50	2.90
			1448100	120/70 ZR 17 M/C (58W) TL	Roadtec Z6 Front	1827000	160/60 ZR 17 M/C (69W) TL	Roadtec Z6 Interact	2.50	2.90
			1590500	120/70 ZR 17 M/C (58W) TL	Sportec M3	1590800	160/60 ZR 17 M/C (69W) TL	Sportec M3	2.50	2.90
			1826800	120/70 ZR 17 M/C (58W) TL	Roadtec Z6 Interact	1448700	160/60 ZR 17 M/C (69W) TL	Roadtec Z6	2.50	2.90
			1826800	120/70 ZR 17 M/C (58W) TL	Roadtec Z6 Interact	1827000	160/60 ZR 17 M/C (69W) TL	Roadtec Z6 Interact	2.50	2.90
		10	1927400	120/70 ZR 17 M/C (58W) TL	Sportec M5 Interact	1971300	160/60 ZR 17 M/C (69W) TL	Sportec M5 Interact	2.50	2.90

Bandit 650 (all versions)	WVB5				1448100	120/70 ZR 17 M/C (58W) TL	Roadtec Z6 Front	1448700	160/60 ZR 17 M/C (69W) TL	Roadtec Z6	2.50	2.50	
					1448100	120/70 ZR 17 M/C (58W) TL	Roadtec Z6 Front	1827000	160/60 ZR 17 M/C (69W) TL	Roadtec Z6 Interact	2.50	2.50	
					1590500	120/70 ZR 17 M/C (58W) TL	Sportec M3	1590800	160/60 ZR 17 M/C (69W) TL	Sportec M3	2.50	2.50	
					1826800	120/70 ZR 17 M/C (58W) TL	Roadtec Z6 Interact	1448700	160/60 ZR 17 M/C (69W) TL	Roadtec Z6	2.50	2.50	
					1826800	120/70 ZR 17 M/C (58W) TL	Roadtec Z6 Interact	1827000	160/60 ZR 17 M/C (69W) TL	Roadtec Z6 Interact	2.50	2.50	
				10	1927400	120/70 ZR 17 M/C (58W) TL	Sportec M5 Interact	1971300	160/60 ZR 17 M/C (69W) TL	Sportec M5 Interact	2.50	2.50	
Bandit GSF 650 (all versions)	WVCZ			10	1448100	120/70 ZR 17 M/C (58W) TL	Roadtec Z6 Front	1448700	160/60 ZR 17 M/C (69W) TL	Roadtec Z6	2.50	2.90	
				10	1590500	120/70 ZR 17 M/C (58W) TL	Sportec M3	1590800	160/60 ZR 17 M/C (69W) TL	Sportec M3	2.50	2.90	
				10	1826800	120/70 ZR 17 M/C (58W) TL	Roadtec Z6 Interact	1827000	160/60 ZR 17 M/C (69W) TL	Roadtec Z6 Interact	2.50	2.90	
				10	1927400	120/70 ZR 17 M/C (58W) TL	Sportec M5 Interact	1971300	160/60 ZR 17 M/C (69W) TL	Sportec M5 Interact	2.50	2.90	
Bandit GSF 650/S ABS	WVCJ				1448100	120/70 ZR 17 M/C (58W) TL	Roadtec Z6 Front	1448700	160/60 ZR 17 M/C (69W) TL	Roadtec Z6	2.50	2.90	
					1448100	120/70 ZR 17 M/C (58W) TL	Roadtec Z6 Front	1827000	160/60 ZR 17 M/C (69W) TL	Roadtec Z6 Interact	2.50	2.90	
					1590500	120/70 ZR 17 M/C (58W) TL	Sportec M3	1590800	160/60 ZR 17 M/C (69W) TL	Sportec M3	2.50	2.90	
					1826800	120/70 ZR 17 M/C (58W) TL	Roadtec Z6 Interact	1448700	160/60 ZR 17 M/C (69W) TL	Roadtec Z6	2.50	2.90	
					1826800	120/70 ZR 17 M/C (58W) TL	Roadtec Z6 Interact	1827000	160/60 ZR 17 M/C (69W) TL	Roadtec Z6 Interact	2.50	2.90	
				10	1927400	120/70 ZR 17 M/C (58W) TL	Sportec M5 Interact	1971300	160/60 ZR 17 M/C (69W) TL	Sportec M5 Interact	2.50	2.90	
GR 650	GP 51 A			27	1530000	100/90 - 19 M/C 57H TL	Lasertec Front	1532300	130/90 - 16 M/C 67H TL	Lasertec	2.00	2.50	
GR 650 X	GP 51 A		23	27	1530000	100/90 - 19 M/C 57H TL	Lasertec Front	1532300	130/90 - 16 M/C 67H TL	Lasertec	2.20	2.40	
GSX 650 F	WVCJ				1448100	120/70 ZR 17 M/C (58W) TL	Roadtec Z6 Front	1448700	160/60 ZR 17 M/C (69W) TL	Roadtec Z6	2.50	2.90	
					1590500	120/70 ZR 17 M/C (58W) TL	Sportec M3	1590800	160/60 ZR 17 M/C (69W) TL	Sportec M3	2.50	2.90	
					1826800	120/70 ZR 17 M/C (58W) TL	Roadtec Z6 Interact	1827000	160/60 ZR 17 M/C (69W) TL	Roadtec Z6 Interact	2.50	2.90	
				10	1927400	120/70 ZR 17 M/C (58W) TL	Sportec M5 Interact	1971300	160/60 ZR 17 M/C (69W) TL	Sportec M5 Interact	2.50	2.90	
SFV 650 Gladius (all versions)	WVCX				1590500	120/70 ZR 17 M/C (58W) TL	Sportec M3	1590800	160/60 ZR 17 M/C (69W) TL	Sportec M3	-	-	
					1826800	120/70 ZR 17 M/C (58W) TL	Roadtec Z6 Interact	1827000	160/60 ZR 17 M/C (69W) TL	Roadtec Z6 Interact	-	-	
				10	1927400	120/70 ZR 17 M/C (58W) TL	Sportec M5 Interact	1971300	160/60 ZR 17 M/C (69W) TL	Sportec M5 Interact	-	-	
SV 650 (all versions)	WVBY				0947900	120/60 ZR 17 (55W) TL	ME Z4 FRONT	0948300	160/60 ZR 17 (69W) TL	ME Z4	2.25	2.50	
					0947900	120/60 ZR 17 (55W) TL	ME Z4 FRONT	1448700	160/60 ZR 17 M/C (69W) TL	Roadtec Z6	2.25	2.50	
					1448200	120/60 ZR 17 M/C (55W) TL	Roadtec Z6 Front	1448700	160/60 ZR 17 M/C (69W) TL	Roadtec Z6	2.25	2.50	
					1590300	120/60 ZR 17 M/C (55W) TL	Sportec M3	1590800	160/60 ZR 17 M/C (69W) TL	Sportec M3	2.25	2.50	
				10	1927100	120/60 ZR 17 M/C (55W) TL	Roadtec Z6 Interact *	1827000	160/60 ZR 17 M/C (69W) TL	Roadtec Z6 Interact	2.25	2.50	
				10	1971200	120/60 ZR 17 M/C (55W) TL	Sportec M5 Interact	1971300	160/60 ZR 17 M/C (69W) TL	Sportec M5 Interact	2.25	2.50	
SV 650,S (52KW) '99	AV				0947900	120/60 ZR 17 (55W) TL	ME Z4 FRONT	0948300	160/60 ZR 17 (69W) TL	ME Z4	2.25	2.50	
					1321500	120/60 ZR 17 M/C (55W) TL	SPORTEC M-1 #	1590800	160/60 ZR 17 M/C (69W) TL	Sportec M3	2.25	2.50	
					1448200	120/60 ZR 17 M/C (55W) TL	Roadtec Z6 Front	1448700	160/60 ZR 17 M/C (69W) TL	Roadtec Z6	2.25	2.50	
					1590300	120/60 ZR 17 M/C (55W) TL	Sportec M3	1590800	160/60 ZR 17 M/C (69W) TL	Sportec M3	2.25	2.50	
				10	1927100	120/60 ZR 17 M/C (55W) TL	Roadtec Z6 Interact *	1827000	160/60 ZR 17 M/C (69W) TL	Roadtec Z6 Interact	2.25	2.50	
				10	1971200	120/60 ZR 17 M/C (55W) TL	Sportec M5 Interact	1971300	160/60 ZR 17 M/C (69W) TL	Sportec M5 Interact	2.25	2.50	
SV 650 U,SU (25KW) '99	AV				1321500	120/60 ZR 17 M/C (55W) TL	SPORTEC M-1 #	1590800	160/60 ZR 17 M/C (69W) TL	Sportec M3	2.25	2.50	
					1590300	120/60 ZR 17 M/C (55W) TL	Sportec M3	1590800	160/60 ZR 17 M/C (69W) TL	Sportec M3	2.25	2.50	
					1448200	120/60 ZR 17 M/C (55W) TL	Roadtec Z6 Front	1448700	160/60 ZR 17 M/C (69W) TL	Roadtec Z6	2.25	2.50	
					10	1927100	Roadtec Z6 Interact *	1827000	160/60 ZR 17 M/C (69W) TL	Roadtec Z6 Interact	2.25	2.50	
				10	1971200	120/60 ZR 17 M/C (55W) TL	Sportec M5 Interact	1971300	160/60 ZR 17 M/C (69W) TL	Sportec M5 Interact	2.25	2.50	
GS 750 D, E				23	27	1530000	100/90 - 19 M/C 57H TL	Lasertec Front	1532100	120/90 - 18 M/C 65H TL	Lasertec	2.20	2.50
				23	27	1531300	3.25 - 19 M/C 54H TL	Lasertec Front	1533900	4.00 - 18 M/C 64V TL	Lasertec	2.20	2.50
GSX 750					0894900	120/70 ZR 17 M/C (58W) TL	ME Z4 FRONT	0893600	170/60 ZR 17 M/C (72W) TL	ME Z4	2.50	2.50	
					1448100	120/70 ZR 17 M/C (58W) TL	Roadtec Z6 Front	1449100	170/60 ZR 17 M/C (72W) TL	Roadtec Z6	2.50	2.50	
					1448100	120/70 ZR 17 M/C (58W) TL	Roadtec Z6 Front	1827100	170/60 ZR 17 M/C (72W) TL	Roadtec Z6 Interact	2.50	2.50	
					1590500	120/70 ZR 17 M/C (58W) TL	Sportec M3	1590900	170/60 ZR 17 M/C (72W) TL	Sportec M3	2.50	2.50	
					1826800	120/70 ZR 17 M/C (58W) TL	Roadtec Z6 Interact	1449100	170/60 ZR 17 M/C (72W) TL	Roadtec Z6	2.50	2.50	
					1826800	120/70 ZR 17 M/C (58W) TL	Roadtec Z6 Interact	1827100	170/60 ZR 17 M/C (72W) TL	Roadtec Z6 Interact	2.50	2.50	
					1321800	120/70 ZR 17 M/C (58W) TL	SPORTEC M-1	1322000	180/55 ZR 17 M/C (73W) TL	SPORTEC M-1	2.50	2.50	
				10	1927400	120/70 ZR 17 M/C (58W) TL	Sportec M5 Interact	1927600	180/55 ZR 17 M/C (73W) TL	Sportec M5 Interact	2.50	2.50	
GSX 750 E	GS 75 X			23	27	1530000	100/90 - 19 M/C 57H TL	Lasertec Front	1532100	120/90 - 18 M/C 65H TL	Lasertec	2.00	2.40
				23	27	1531300	3.25 - 19 M/C 54H TL	Lasertec Front	1532100	120/90 - 18 M/C 65H TL	Lasertec	2.00	2.50
				23	27	1531300	3.25 - 19 M/C 54H TL	Lasertec Front	1533900	4.00 - 18 M/C 64V TL	Lasertec	2.00	2.40
GSX 750 F '99	AK, WVAK				0894900	120/70 ZR 17 M/C (58W) TL	ME Z4 FRONT	0948000	150/70 ZR 17 (69W) TL	ME Z4	2.25	2.50	
					0894900	120/70 ZR 17 M/C (58W) TL	ME Z4 FRONT	1448800	150/70 ZR 17 M/C (69W) TL	Roadtec Z6	2.25	2.50	
					1448100	120/70 ZR 17 M/C (58W) TL	Roadtec Z6 Front	1448800	150/70 ZR 17 M/C (69W) TL	Roadtec Z6	2.25	2.50	
				10	1826800	120/70 ZR 17 M/C (58W) TL	Roadtec Z6 Interact	1926900	150/70 ZR 17 M/C (69W) TL	Roadtec Z6 Interact	2.25	2.50	





MANUFACTURER	TYPE	Footnotes		FRONT TYRE			REAR TYRE			Inflation Pressure (bar)		
				IP-code	Size	Metzeler-Tread Pattern	IP-code	Size	Metzeler-Tread Pattern	Front	Rear	
GSX 750 F	GR 78 A			1534700	110/80 V 17 M/C (57V) TL	Lasertec Front	1533700	150/70 VB 17 M/C (69V) TL	Lasertec	2.50	2.90	
GSX 750 SZ Katana	GR 71 A	23	27	1530000	100/90 - 19 M/C 57H TL	Lasertec Front	1532100	120/90 - 18 M/C 65H TL	Lasertec	2.30	2.80	
GSX-R 750		23	27	1531300	3.25 - 19 M/C 54H TL	Lasertec Front	1532100	120/90 - 18 M/C 65H TL	Lasertec	2.30	2.80	
				1321800	120/70 ZR 17 M/C (58W) TL	SPORTEC M-1	1321900	190/50 ZR 17 M/C (73W) TL	SPORTEC M-1	2.50	2.50	
				1448100	120/70 ZR 17 M/C (58W) TL	Roadtec Z6 Front	1449000	190/50 ZR 17 M/C (73W) TL	Roadtec Z6	2.50	2.50	
				1590500	120/70 ZR 17 M/C (58W) TL	Sportec M3	1591100	190/50 ZR 17 M/C (73W) TL	Sportec M3	2.50	2.50	
				1869500	120/70 ZR 17 M/C (58W) TL	Racetec Interact K3	1870400	190/50 ZR 17 M/C (73W) TL	Racetec Interact K3	2.50	2.50	
			10	1677300	120/70 ZR 17 M/C (58W) TL	Racetec K3 Front	1677600	190/50 ZR 17 M/C (73W) TL	Racetec K3	2.50	2.50	
			10	1826800	120/70 ZR 17 M/C (58W) TL	Roadtec Z6 Interact	1868300	190/50 ZR 17 M/C (73W) TL	Roadtec Z6 Interact	2.50	2.50	
			10	1927400	120/70 ZR 17 M/C (58W) TL	Sportec M5 Interact	1948500	190/50 ZR 17 M/C (73W) TL	Sportec M5 Interact	2.50	2.50	
	GSX-R 750 (K1/K2/K3)	WVBD			0894900	120/70 ZR 17 M/C (58W) TL	ME Z4 FRONT	0966600	180/55 ZR 17 (73W) TL	ME Z4 A	2.50	2.50
					1321800	120/70 ZR 17 M/C (58W) TL	SPORTEC M-1	1322000	180/55 ZR 17 M/C (73W) TL	SPORTEC M-1	2.50	2.50
				1321800	120/70 ZR 17 M/C (58W) TL	SPORTEC M-1	1591000	180/55 ZR 17 M/C (73W) TL	Sportec M3	2.50	2.50	
				1448100	120/70 ZR 17 M/C (58W) TL	Roadtec Z6 Front	1448600	180/55 ZR 17 M/C (73W) TL	Roadtec Z6	2.50	2.50	
				1448100	120/70 ZR 17 M/C (58W) TL	Roadtec Z6 Front	1827200	180/55 ZR 17 M/C (73W) TL	Roadtec Z6 Interact	2.50	2.50	
				1590500	120/70 ZR 17 M/C (58W) TL	Sportec M3	1591000	180/55 ZR 17 M/C (73W) TL	Sportec M3	2.50	2.50	
				1677300	120/70 ZR 17 M/C (58W) TL	Racetec K3 Front	1677500	180/55 ZR 17 M/C (73W) TL	Racetec K3	2.50	2.50	
				1826800	120/70 ZR 17 M/C (58W) TL	Roadtec Z6 Interact	1448600	180/55 ZR 17 M/C (73W) TL	Roadtec Z6	2.50	2.50	
				1826800	120/70 ZR 17 M/C (58W) TL	Roadtec Z6 Interact	1827200	180/55 ZR 17 M/C (73W) TL	Roadtec Z6 Interact	2.50	2.50	
				1869500	120/70 ZR 17 M/C (58W) TL	Racetec Interact K3	1869900	180/55 ZR 17 M/C (73W) TL	Racetec Interact K3	2.50	2.50	
		10	1927400	120/70 ZR 17 M/C (58W) TL	Sportec M5 Interact	1927600	180/55 ZR 17 M/C (73W) TL	Sportec M5 Interact	2.50	2.50		
GSX-R 750 (K4/K5)	WVB3			1321800	120/70 ZR 17 M/C (58W) TL	SPORTEC M-1	1322000	180/55 ZR 17 M/C (73W) TL	SPORTEC M-1	2.50	2.90	
				1448100	120/70 ZR 17 M/C (58W) TL	Roadtec Z6 Front	1448600	180/55 ZR 17 M/C (73W) TL	Roadtec Z6	2.50	2.90	
				1448100	120/70 ZR 17 M/C (58W) TL	Roadtec Z6 Front	1827200	180/55 ZR 17 M/C (73W) TL	Roadtec Z6 Interact	2.50	2.90	
				1590500	120/70 ZR 17 M/C (58W) TL	Sportec M3	1591000	180/55 ZR 17 M/C (73W) TL	Sportec M3	2.50	2.90	
				1677300	120/70 ZR 17 M/C (58W) TL	Racetec K3 Front	1677500	180/55 ZR 17 M/C (73W) TL	Racetec K3	2.50	2.90	
				1826800	120/70 ZR 17 M/C (58W) TL	Roadtec Z6 Interact	1448600	180/55 ZR 17 M/C (73W) TL	Roadtec Z6	2.50	2.90	
				1826800	120/70 ZR 17 M/C (58W) TL	Roadtec Z6 Interact	1827200	180/55 ZR 17 M/C (73W) TL	Roadtec Z6 Interact	2.50	2.90	
				1869500	120/70 ZR 17 M/C (58W) TL	Racetec Interact K3	1869900	180/55 ZR 17 M/C (73W) TL	Racetec Interact K3	2.50	2.90	
		10	1927400	120/70 ZR 17 M/C (58W) TL	Sportec M5 Interact	1927600	180/55 ZR 17 M/C (73W) TL	Sportec M5 Interact	2.50	2.90		
GSX-R 750 (K8/K9)	WVCW			1590500	120/70 ZR 17 M/C (58W) TL	Sportec M3	1591000	180/55 ZR 17 M/C (73W) TL	Sportec M3	2.50	2.90	
				1677300	120/70 ZR 17 M/C (58W) TL	Racetec K3 Front	1677500	180/55 ZR 17 M/C (73W) TL	Racetec K3	2.50	2.90	
				1826800	120/70 ZR 17 M/C (58W) TL	Roadtec Z6 Interact	1827300	180/55 ZR 17 M/C (73W) TL	Roadtec Z6 Interact C	2.50	2.90	
				1869500	120/70 ZR 17 M/C (58W) TL	Racetec Interact K3	1869900	180/55 ZR 17 M/C (73W) TL	Racetec Interact K3	2.50	2.90	
		10	1927400	120/70 ZR 17 M/C (58W) TL	Sportec M5 Interact	1927600	180/55 ZR 17 M/C (73W) TL	Sportec M5 Interact	2.50	2.90		
GSX-R 750 '99	GR7DB ab505079			1321800	120/70 ZR 17 M/C (58W) TL	SPORTEC M-1	1321900	190/50 ZR 17 M/C (73W) TL	SPORTEC M-1	2.50	2.50	
				1448100	120/70 ZR 17 M/C (58W) TL	Roadtec Z6 Front	1449000	190/50 ZR 17 M/C (73W) TL	Roadtec Z6	2.50	2.50	
				1590500	120/70 ZR 17 M/C (58W) TL	Sportec M3	1591100	190/50 ZR 17 M/C (73W) TL	Sportec M3	2.50	2.50	
				1869500	120/70 ZR 17 M/C (58W) TL	Racetec Interact K3	1870400	190/50 ZR 17 M/C (73W) TL	Racetec Interact K3	2.50	2.50	
		10	1677300	120/70 ZR 17 M/C (58W) TL	Racetec K3 Front	1677600	190/50 ZR 17 M/C (73W) TL	Racetec K3	2.50	2.50		
		10	1826800	120/70 ZR 17 M/C (58W) TL	Roadtec Z6 Interact	1868300	190/50 ZR 17 M/C (73W) TL	Roadtec Z6 Interact	2.50	2.50		
		10	1927400	120/70 ZR 17 M/C (58W) TL	Sportec M5 Interact	1948500	190/50 ZR 17 M/C (73W) TL	Sportec M5 Interact	2.50	2.50		
GSX-R 750 '06 (K6/K7)	WVCF			1321800	120/70 ZR 17 M/C (58W) TL	SPORTEC M-1	1322000	180/55 ZR 17 M/C (73W) TL	SPORTEC M-1	2.50	2.90	
				1448100	120/70 ZR 17 M/C (58W) TL	Roadtec Z6 Front	1448600	180/55 ZR 17 M/C (73W) TL	Roadtec Z6	2.50	2.90	
				1448100	120/70 ZR 17 M/C (58W) TL	Roadtec Z6 Front	1827200	180/55 ZR 17 M/C (73W) TL	Roadtec Z6 Interact	2.50	2.90	
				1590500	120/70 ZR 17 M/C (58W) TL	Sportec M3	1591000	180/55 ZR 17 M/C (73W) TL	Sportec M3	2.50	2.90	
				1677300	120/70 ZR 17 M/C (58W) TL	Racetec K3 Front	1677500	180/55 ZR 17 M/C (73W) TL	Racetec K3	2.50	2.90	
				1826800	120/70 ZR 17 M/C (58W) TL	Roadtec Z6 Interact	1448600	180/55 ZR 17 M/C (73W) TL	Roadtec Z6	2.50	2.90	
				1826800	120/70 ZR 17 M/C (58W) TL	Roadtec Z6 Interact	1827200	180/55 ZR 17 M/C (73W) TL	Roadtec Z6 Interact	2.50	2.90	
				1869500	120/70 ZR 17 M/C (58W) TL	Racetec Interact K3	1869900	180/55 ZR 17 M/C (73W) TL	Racetec Interact K3	2.50	2.90	
		10	1927400	120/70 ZR 17 M/C (58W) TL	Sportec M5 Interact	1927600	180/55 ZR 17 M/C (73W) TL	Sportec M5 Interact	2.50	2.90		
GSX-R 750	GR 77 B			0966500	120/70 ZR 17 M/C (58W) TL	ME Z4 B FRONT	0948300	160/60 ZR 17 (69W) TL	ME Z4	2.50	2.90	
				1448100	120/70 ZR 17 M/C (58W) TL	Roadtec Z6 Front	1448700	160/60 ZR 17 M/C (69W) TL	Roadtec Z6	2.50	2.90	

				1448100	120/70 ZR 17 M/C (58W) TL	Roadtec Z6 Front	1827000	160/60 ZR 17 M/C (69W) TL	Roadtec Z6 Interact	2.50	2.90	
				1590500	120/70 ZR 17 M/C (58W) TL	Sportec M3	1590800	160/60 ZR 17 M/C (69W) TL	Sportec M3	2.50	2.90	
				1826800	120/70 ZR 17 M/C (58W) TL	Roadtec Z6 Interact	1448700	160/60 ZR 17 M/C (69W) TL	Roadtec Z6	2.50	2.90	
				1826800	120/70 ZR 17 M/C (58W) TL	Roadtec Z6 Interact	1827000	160/60 ZR 17 M/C (69W) TL	Roadtec Z6 Interact	2.50	2.90	
			10	1927400	120/70 ZR 17 M/C (58W) TL	Sportec M5 Interact	1971300	160/60 ZR 17 M/C (69W) TL	Sportec M5 Interact	2.50	2.90	
GSX-R 750	GR 7 AA, BA			1448100	120/70 ZR 17 M/C (58W) TL	Roadtec Z6 Front	1827200	180/55 ZR 17 M/C (73W) TL	Roadtec Z6 Interact	2.50	2.90	
				1826800	120/70 ZR 17 M/C (58W) TL	Roadtec Z6 Interact	1448600	180/55 ZR 17 M/C (73W) TL	Roadtec Z6	2.50	2.90	
				1826800	120/70 ZR 17 M/C (58W) TL	Roadtec Z6 Interact	1827200	180/55 ZR 17 M/C (73W) TL	Roadtec Z6 Interact	2.50	2.90	
			10	1927400	120/70 ZR 17 M/C (58W) TL	Sportec M5 Interact	1927600	180/55 ZR 17 M/C (73W) TL	Sportec M5 Interact	2.50	2.90	
GSX R 750 L,M				1448100	120/70 ZR 17 M/C (58W) TL	Roadtec Z6 Front	1449100	170/60 ZR 17 M/C (72W) TL	Roadtec Z6	2.50	2.90	
				1448100	120/70 ZR 17 M/C (58W) TL	Roadtec Z6 Front	1827100	170/60 ZR 17 M/C (72W) TL	Roadtec Z6 Interact	2.50	2.90	
				1590500	120/70 ZR 17 M/C (58W) TL	Sportec M3	1590900	170/60 ZR 17 M/C (72W) TL	Sportec M3	2.50	2.90	
				1826800	120/70 ZR 17 M/C (58W) TL	Roadtec Z6 Interact	1449100	170/60 ZR 17 M/C (72W) TL	Roadtec Z6	2.50	2.90	
				1826800	120/70 ZR 17 M/C (58W) TL	Roadtec Z6 Interact	1827100	170/60 ZR 17 M/C (72W) TL	Roadtec Z6 Interact	2.50	2.90	
				0966500	120/70 ZR 17 M/C (58W) TL	ME Z4 B FRONT	0894800	180/55 ZR 17 M/C (73W) TL	ME Z4	2.50	2.90	
				1321800	120/70 ZR 17 M/C (58W) TL	SPORTEC M-1	1322000	180/55 ZR 17 M/C (73W) TL	SPORTEC M-1	2.50	2.90	
				1869500	120/70 ZR 17 M/C (58W) TL	Racetec Interact K3	1869900	180/55 ZR 17 M/C (73W) TL	Racetec Interact K3	2.50	2.90	
			10	1927400	120/70 ZR 17 M/C (58W) TL	Sportec M5 Interact	1927600	180/55 ZR 17 M/C (73W) TL	Sportec M5 Interact	2.50	2.90	
GSX R 750 WR,WS				0966500	120/70 ZR 17 M/C (58W) TL	ME Z4 B FRONT	0894800	180/55 ZR 17 M/C (73W) TL	ME Z4	2.30	2.50	
				1321800	120/70 ZR 17 M/C (58W) TL	SPORTEC M-1	1322000	180/55 ZR 17 M/C (73W) TL	SPORTEC M-1	2.30	2.50	
				1448100	120/70 ZR 17 M/C (58W) TL	Roadtec Z6 Front	1448600	180/55 ZR 17 M/C (73W) TL	Roadtec Z6	2.30	2.50	
				1448100	120/70 ZR 17 M/C (58W) TL	Roadtec Z6 Front	1827200	180/55 ZR 17 M/C (73W) TL	Roadtec Z6 Interact	2.30	2.50	
				1590500	120/70 ZR 17 M/C (58W) TL	Sportec M3	1591000	180/55 ZR 17 M/C (73W) TL	Sportec M3	2.30	2.50	
				1677300	120/70 ZR 17 M/C (58W) TL	Racetec K3 Front	1677500	180/55 ZR 17 M/C (73W) TL	Racetec K3	2.30	2.50	
				1826800	120/70 ZR 17 M/C (58W) TL	Roadtec Z6 Interact	1448600	180/55 ZR 17 M/C (73W) TL	Roadtec Z6	2.30	2.50	
				1826800	120/70 ZR 17 M/C (58W) TL	Roadtec Z6 Interact	1827200	180/55 ZR 17 M/C (73W) TL	Roadtec Z6 Interact	2.30	2.50	
				1869500	120/70 ZR 17 M/C (58W) TL	Racetec Interact K3	1869900	180/55 ZR 17 M/C (73W) TL	Racetec Interact K3	2.30	2.50	
			10	1927400	120/70 ZR 17 M/C (58W) TL	Sportec M5 Interact	1927600	180/55 ZR 17 M/C (73W) TL	Sportec M5 Interact	2.30	2.50	
GSX R WN,WP				1448100	120/70 ZR 17 M/C (58W) TL	Roadtec Z6 Front	1449100	170/60 ZR 17 M/C (72W) TL	Roadtec Z6	2.30	2.50	
				1590500	120/70 ZR 17 M/C (58W) TL	Sportec M3	1590900	170/60 ZR 17 M/C (72W) TL	Sportec M3	2.30	2.50	
				1826800	120/70 ZR 17 M/C (58W) TL	Roadtec Z6 Interact	1827100	170/60 ZR 17 M/C (72W) TL	Roadtec Z6 Interact	2.30	2.50	
				0966500	120/70 ZR 17 M/C (58W) TL	ME Z4 B FRONT	0894800	180/55 ZR 17 M/C (73W) TL	ME Z4	2.30	2.50	
				1321800	120/70 ZR 17 M/C (58W) TL	SPORTEC M-1	1322000	180/55 ZR 17 M/C (73W) TL	SPORTEC M-1	2.30	2.50	
				1448100	120/70 ZR 17 M/C (58W) TL	Roadtec Z6 Front	1448600	180/55 ZR 17 M/C (73W) TL	Roadtec Z6	2.30	2.50	
				1826800	120/70 ZR 17 M/C (58W) TL	Roadtec Z6 Interact	1827200	180/55 ZR 17 M/C (73W) TL	Roadtec Z6 Interact	2.30	2.50	
				1869500	120/70 ZR 17 M/C (58W) TL	Racetec Interact K3	1869900	180/55 ZR 17 M/C (73W) TL	Racetec Interact K3	2.30	2.50	
			10	1927400	120/70 ZR 17 M/C (58W) TL	Sportec M5 Interact	1927600	180/55 ZR 17 M/C (73W) TL	Sportec M5 Interact	2.30	2.50	
GT 750	GT 750		23	27	1530000	100/90 - 19 M/C 57H TL	Lasertec Front	1532100	120/90 - 18 M/C 65H TL	Lasertec	2.20	2.50
			23	27	1531300	3.25 - 19 M/C 54H TL	Lasertec Front	1533900	4.00 - 18 M/C 64V TL	Lasertec	2.20	2.50
VX 800	VS 51 B				1530500	110/80 - 18 M/C 58H TL	Lasertec Front	1533500	150/70 - 17 M/C 69H TL	Lasertec	2.25	2.80
GS 850 E, L	GS 850 A, B		23		1530100	100/90 - 19 M/C 57V TL	Lasertec Front	1532900	130/90 - 17 M/C 68V TL	Lasertec	2.20	2.50
GS 850 G	GS 72 A		23		1530000	100/90 - 19 M/C 57H TL	Lasertec Front	1532800	130/90 - 17 M/C 68H TL	Lasertec	2.00	2.80
RF 900 R/RS 2	GT 73 B				0894900	120/70 ZR 17 M/C (58W) TL	ME Z4 FRONT	0893600	170/60 ZR 17 M/C (72W) TL	ME Z4	2.50	2.90
					1448100	120/70 ZR 17 M/C (58W) TL	Roadtec Z6 Front	1827100	170/60 ZR 17 M/C (72W) TL	Roadtec Z6 Interact	2.50	2.90
					1590500	120/70 ZR 17 M/C (58W) TL	Sportec M3	1590900	170/60 ZR 17 M/C (72W) TL	Sportec M3	2.50	2.90
					1826800	120/70 ZR 17 M/C (58W) TL	Roadtec Z6 Interact	1449100	170/60 ZR 17 M/C (72W) TL	Roadtec Z6	2.50	2.90
					1826800	120/70 ZR 17 M/C (58W) TL	Roadtec Z6 Interact	1827100	170/60 ZR 17 M/C (72W) TL	Roadtec Z6 Interact	2.50	2.90
					1448100	120/70 ZR 17 M/C (58W) TL	Roadtec Z6 Front	1449100	170/60 ZR 17 M/C (72W) TL	Roadtec Z6	2.50	2.90
					0966500	120/70 ZR 17 M/C (58W) TL	ME Z4 B FRONT	0894800	180/55 ZR 17 M/C (73W) TL	ME Z4	2.50	2.90
			10		1927400	120/70 ZR 17 M/C (58W) TL	Sportec M5 Interact	1927600	180/55 ZR 17 M/C (73W) TL	Sportec M5 Interact	2.50	2.90
GS 1000 HC,EC,EN,ET			23		1530100	100/90 - 19 M/C 57V TL	Lasertec Front	1532900	130/90 - 17 M/C 68V TL	Lasertec	2.00	2.50
GS 1000 S			23	27	1530100	100/90 - 19 M/C 57V TL	Lasertec Front	1532200	120/90 - 18 M/C 65V TL	Lasertec	2.00	2.50
			23	27	1531400	3.25 - 19 M/C 54V TL	Lasertec Front	1533900	4.00 - 18 M/C 64V TL	Lasertec	2.00	2.50
GSX-R 1000 (K1/K2)	WVBL				1321800	120/70 ZR 17 M/C (58W) TL	SPORTEC M-1	1321900	190/50 ZR 17 M/C (73W) TL	SPORTEC M-1	2.50	2.90
					1352100	120/70 ZR 17 M/C (58W) TL	ME Z4 A Front	0948400	190/50 ZR 17 (73W) TL	ME Z4	2.50	2.90
					1448100	120/70 ZR 17 M/C (58W) TL	Roadtec Z6 Front	1449000	190/50 ZR 17 M/C (73W) TL	Roadtec Z6	2.50	2.90
					1590500	120/70 ZR 17 M/C (58W) TL	Sportec M3	1591100	190/50 ZR 17 M/C (73W) TL	Sportec M3	2.50	2.90
					1869500	120/70 ZR 17 M/C (58W) TL	Racetec Interact K3	1870400	190/50 ZR 17 M/C (73W) TL	Racetec Interact K3	2.50	2.90
			10		1590500	120/70 ZR 17 M/C (58W) TL	Sportec M3	1828400	190/55 ZR 17 M/C (75W) TL	Sportec M3	2.50	2.90



TL 1000 R			10	1927400	120/70 ZR 17 M/C (58W) TL	Sportec M5 Interact	1927600	180/55 ZR 17 M/C (73W) TL	Sportec M5 Interact	2.50	2.90
				0894900	120/70 ZR 17 M/C (58W) TL	ME Z4 FRONT	0948400	190/50 ZR 17 (73W) TL	ME Z4	2.50	2.90
				1321800	120/70 ZR 17 M/C (58W) TL	SPORTEC M-1	1321900	190/50 ZR 17 M/C (73W) TL	SPORTEC M-1	2.50	2.90
				1448100	120/70 ZR 17 M/C (58W) TL	Roadtec Z6 Front	1449000	190/50 ZR 17 M/C (73W) TL	Roadtec Z6	2.50	2.90
				1590500	120/70 ZR 17 M/C (58W) TL	Sportec M3	1591100	190/50 ZR 17 M/C (73W) TL	Sportec M3	2.50	2.90
			10	1677300	120/70 ZR 17 M/C (58W) TL	Racetec K3 Front	1677600	190/50 ZR 17 M/C (73W) TL	Racetec K3	2.50	2.90
			10	1826800	120/70 ZR 17 M/C (58W) TL	Roadtec Z6 Interact	1868300	190/50 ZR 17 M/C (73W) TL	Roadtec Z6 Interact	2.50	2.90
			10	1869500	120/70 ZR 17 M/C (58W) TL	Racetec Interact K3	1870400	190/50 ZR 17 M/C (73W) TL	Racetec Interact K3	2.50	2.90
TL 1000 S	AG		10	1927400	120/70 ZR 17 M/C (58W) TL	Sportec M5 Interact	1948500	190/50 ZR 17 M/C (73W) TL	Sportec M5 Interact	2.50	2.90
				0894900	120/70 ZR 17 M/C (58W) TL	ME Z4 FRONT	0948400	190/50 ZR 17 (73W) TL	ME Z4	2.50	2.50
				1448100	120/70 ZR 17 M/C (58W) TL	Roadtec Z6 Front	1449000	190/50 ZR 17 M/C (73W) TL	Roadtec Z6	2.50	2.50
				1590500	120/70 ZR 17 M/C (58W) TL	Sportec M3	1591100	190/50 ZR 17 M/C (73W) TL	Sportec M3	2.50	2.50
			10	1677300	120/70 ZR 17 M/C (58W) TL	Racetec K3 Front	1677600	190/50 ZR 17 M/C (73W) TL	Racetec K3	2.50	2.50
			10	1826800	120/70 ZR 17 M/C (58W) TL	Roadtec Z6 Interact	1868300	190/50 ZR 17 M/C (73W) TL	Roadtec Z6 Interact	2.50	2.50
			10	1869500	120/70 ZR 17 M/C (58W) TL	Racetec Interact K3	1870400	190/50 ZR 17 M/C (73W) TL	Racetec Interact K3	2.50	2.50
			10	1927400	120/70 ZR 17 M/C (58W) TL	Sportec M5 Interact	1948500	190/50 ZR 17 M/C (73W) TL	Sportec M5 Interact	2.50	2.50
GS 1100 GZ			12	1530100	100/90 - 19 M/C 57V TL	Lasertec Front	1532900	130/90 - 17 M/C 68V TL	Lasertec	2.00	2.90
GSX 1100 EFE,EF,EFF,EG,EGF				1534600	110/90 V 16 M/C (59V) TL	Lasertec Front	1532900	130/90 - 17 M/C 68V TL	Lasertec	2.50	2.90
GSX 1100 E	GS110X-A	23	27	1530100	100/90 - 19 M/C 57V TL	Lasertec Front	1532900	130/90 - 17 M/C 68V TL	Lasertec	2.00	2.50
GSX 1100 EX,EZ,ESD			27	1530100	100/90 - 19 M/C 57V TL	Lasertec Front	1532900	130/90 - 17 M/C 68V TL	Lasertec	2.30	2.90
GSX 1100 FJ,FL,FM,FN,FR				1531100	120/80 VB 16 M/C (60V) TL	Lasertec Front	1533400	150/80 VB 16 M/C (71V) TL	Lasertec	2.50	2.90
GSX 1100 FK ab '89	GV 72 C			1531100	120/80 VB 16 M/C (60V) TL	Lasertec Front	1533400	150/80 VB 16 M/C (71V) TL	Lasertec	2.50	2.90
GSX 1100 GM,GN,GP				0947800	110/80 ZR 18 (58W) TL	ME Z4 FRONT	0948200	160/70 ZR 17 73W TL	ME Z4	2.25	2.90
				1448500	110/80 ZR 18 M/C (58W) TL	Roadtec Z6 Front	1619500	160/70 ZR 17 M/C 73W TL	Roadtec Z6	2.25	2.90
				1530600	110/80 - 18 M/C 58V TL	Lasertec Front	1533800	160/70 B 17 M/C 73V TL	Lasertec	2.25	2.90
GSX 1100 S Katana SZ,SD		23	27	1927200	110/80 ZR 18 M/C (58W) TL	Roadtec Z6 Interact	1927300	160/70 ZR 17 M/C 73W TL	Roadtec Z6 Interact	2.25	2.90
GSX-R 1100	GV 73 A, B			1530100	100/90 - 19 M/C 57V TL	Lasertec Front	1532900	130/90 - 17 M/C 68V TL	Lasertec	2.00	2.50
				0966500	120/70 ZR 17 M/C (58W) TL	ME Z4 B FRONT	0894800	180/55 ZR 17 M/C (73W) TL	ME Z4	2.30	2.50
				1321800	120/70 ZR 17 M/C (58W) TL	SPORTEC M-1	1322000	180/55 ZR 17 M/C (73W) TL	SPORTEC M-1	2.30	2.50
				1448100	120/70 ZR 17 M/C (58W) TL	Roadtec Z6 Front	1448600	180/55 ZR 17 M/C (73W) TL	Roadtec Z6	2.30	2.50
				1448100	120/70 ZR 17 M/C (58W) TL	Roadtec Z6 Front	1827200	180/55 ZR 17 M/C (73W) TL	Roadtec Z6 Interact	2.30	2.50
				1590500	120/70 ZR 17 M/C (58W) TL	Sportec M3	1591000	180/55 ZR 17 M/C (73W) TL	Sportec M3	2.30	2.50
				1826800	120/70 ZR 17 M/C (58W) TL	Roadtec Z6 Interact	1448600	180/55 ZR 17 M/C (73W) TL	Roadtec Z6	2.30	2.50
				1826800	120/70 ZR 17 M/C (58W) TL	Roadtec Z6 Interact	1827200	180/55 ZR 17 M/C (73W) TL	Roadtec Z6 Interact	2.30	2.50
			10	1869500	120/70 ZR 17 M/C (58W) TL	Racetec Interact K3	1869900	180/55 ZR 17 M/C (73W) TL	Racetec Interact K3	2.30	2.50
GSX R 1100 J			10	1927400	120/70 ZR 17 M/C (58W) TL	Sportec M5 Interact	1927600	180/55 ZR 17 M/C (73W) TL	Sportec M5 Interact	2.30	2.50
				1448500	110/80 ZR 18 M/C (58W) TL	Roadtec Z6 Front	1448900	160/60 ZR 18 M/C (70W) TL	Roadtec Z6	2.50	2.90
GSX R 1100 K Slingshot			10	1927200	110/80 ZR 18 M/C (58W) TL	Roadtec Z6 Interact	1926800	160/60 ZR 18 M/C (70W) TL	Roadtec Z6 Interact	2.50	2.90
				1448100	120/70 ZR 17 M/C (58W) TL	Roadtec Z6 Front	1448700	160/60 ZR 17 M/C (69W) TL	Roadtec Z6	2.50	2.90
				1448100	120/70 ZR 17 M/C (58W) TL	Roadtec Z6 Front	1827000	160/60 ZR 17 M/C (69W) TL	Roadtec Z6 Interact	2.50	2.90
				1590500	120/70 ZR 17 M/C (58W) TL	Sportec M3	1590800	160/60 ZR 17 M/C (69W) TL	Sportec M3	2.50	2.90
				1826800	120/70 ZR 17 M/C (58W) TL	Roadtec Z6 Interact	1448700	160/60 ZR 17 M/C (69W) TL	Roadtec Z6	2.50	2.90
				1826800	120/70 ZR 17 M/C (58W) TL	Roadtec Z6 Interact	1827000	160/60 ZR 17 M/C (69W) TL	Roadtec Z6 Interact	2.50	2.90
GSX R 1100 L,M,N			10	1927400	120/70 ZR 17 M/C (58W) TL	Sportec M5 Interact	1971300	160/60 ZR 17 M/C (69W) TL	Sportec M5 Interact	2.50	2.90
				0966500	120/70 ZR 17 M/C (58W) TL	ME Z4 B FRONT	0894800	180/55 ZR 17 M/C (73W) TL	ME Z4	2.30	2.50
				1321800	120/70 ZR 17 M/C (58W) TL	SPORTEC M-1	1322000	180/55 ZR 17 M/C (73W) TL	SPORTEC M-1	2.30	2.50
				1448100	120/70 ZR 17 M/C (58W) TL	Roadtec Z6 Front	1448600	180/55 ZR 17 M/C (73W) TL	Roadtec Z6	2.30	2.50
				1448100	120/70 ZR 17 M/C (58W) TL	Roadtec Z6 Front	1827200	180/55 ZR 17 M/C (73W) TL	Roadtec Z6 Interact	2.30	2.50
				1590500	120/70 ZR 17 M/C (58W) TL	Sportec M3	1591000	180/55 ZR 17 M/C (73W) TL	Sportec M3	2.30	2.50
				1826800	120/70 ZR 17 M/C (58W) TL	Roadtec Z6 Interact	1448600	180/55 ZR 17 M/C (73W) TL	Roadtec Z6	2.30	2.50
				1826800	120/70 ZR 17 M/C (58W) TL	Roadtec Z6 Interact	1827200	180/55 ZR 17 M/C (73W) TL	Roadtec Z6 Interact	2.30	2.50
			10	1677300	120/70 ZR 17 M/C (58W) TL	Racetec K3 Front	1677500	180/55 ZR 17 M/C (73W) TL	Racetec K3	2.30	2.50
			10	1869500	120/70 ZR 17 M/C (58W) TL	Racetec Interact K3	1869900	180/55 ZR 17 M/C (73W) TL	Racetec Interact K3	2.30	2.50
GSX-R 1100 W	GU 75 B		10	1927400	120/70 ZR 17 M/C (58W) TL	Sportec M5 Interact	1927600	180/55 ZR 17 M/C (73W) TL	Sportec M5 Interact	2.30	2.50
				0966500	120/70 ZR 17 M/C (58W) TL	ME Z4 B FRONT	0894800	180/55 ZR 17 M/C (73W) TL	ME Z4	2.30	2.50
				1448100	120/70 ZR 17 M/C (58W) TL	Roadtec Z6 Front	1448600	180/55 ZR 17 M/C (73W) TL	Roadtec Z6	2.30	2.90
				1448100	120/70 ZR 17 M/C (58W) TL	Roadtec Z6 Front	1827200	180/55 ZR 17 M/C (73W) TL	Roadtec Z6 Interact	2.30	2.50
				1590500	120/70 ZR 17 M/C (58W) TL	Sportec M3	1591000	180/55 ZR 17 M/C (73W) TL	Sportec M3	2.30	2.50
				1677300	120/70 ZR 17 M/C (58W) TL	Racetec K3 Front	1677500	180/55 ZR 17 M/C (73W) TL	Racetec K3	2.30	2.50





MANUFACTURER	TYPE	Footnotes	FRONT TYRE			REAR TYRE			Inflation Pressure (bar)	
			IP-code	Size	Metzeler-Tread Pattern	IP-code	Size	Metzeler-Tread Pattern	Front	Rear
			1826800	120/70 ZR 17 M/C (58W) TL	Roadtec Z6 Interact	1448600	180/55 ZR 17 M/C (73W) TL	Roadtec Z6	2.30	2.50
			1826800	120/70 ZR 17 M/C (58W) TL	Roadtec Z6 Interact	1827200	180/55 ZR 17 M/C (73W) TL	Roadtec Z6 Interact	2.30	2.50
		10	1869500	120/70 ZR 17 M/C (58W) TL	Racetec Interact K3	1869900	180/55 ZR 17 M/C (73W) TL	Racetec Interact K3	2.30	2.50
		10	1927400	120/70 ZR 17 M/C (58W) TL	Sportec M5 Interact	1927600	180/55 ZR 17 M/C (73W) TL	Sportec M5 Interact	2.30	2.50
GSX-R 1100 W	GU 75 C		0966500	120/70 ZR 17 M/C (58W) TL	ME Z4 B FRONT	0894800	180/55 ZR 17 M/C (73W) TL	ME Z4	2.30	2.50
			1321800	120/70 ZR 17 M/C (58W) TL	SPORTEC M-1	1418400	180/55 ZR 17 M/C (73W) TL	SPORTEC M-1 B	2.30	2.50
			1448100	120/70 ZR 17 M/C (58W) TL	Roadtec Z6 Front	1448600	180/55 ZR 17 M/C (73W) TL	Roadtec Z6	2.30	2.50
			1590500	120/70 ZR 17 M/C (58W) TL	Sportec M3	1591000	180/55 ZR 17 M/C (73W) TL	Sportec M3	2.30	2.50
			1677300	120/70 ZR 17 M/C (58W) TL	Racetec K3 Front	1677500	180/55 ZR 17 M/C (73W) TL	Racetec K3	2.30	2.50
		10	1826800	120/70 ZR 17 M/C (58W) TL	Roadtec Z6 Interact	1827200	180/55 ZR 17 M/C (73W) TL	Roadtec Z6 Interact	2.30	2.50
		10	1869500	120/70 ZR 17 M/C (58W) TL	Racetec Interact K3	1869900	180/55 ZR 17 M/C (73W) TL	Racetec Interact K3	2.30	2.50
		10	1927400	120/70 ZR 17 M/C (58W) TL	Sportec M5 Interact	1927600	180/55 ZR 17 M/C (73W) TL	Sportec M5 Interact	2.30	2.50
GSX R 1100 WP,WR			0894900	120/70 ZR 17 M/C (58W) TL	ME Z4 FRONT	0894800	180/55 ZR 17 M/C (73W) TL	ME Z4	2.30	2.50
			0966500	120/70 ZR 17 M/C (58W) TL	ME Z4 B FRONT	0894800	180/55 ZR 17 M/C (73W) TL	ME Z4	2.30	2.50
			1321800	120/70 ZR 17 M/C (58W) TL	SPORTEC M-1	1418400	180/55 ZR 17 M/C (73W) TL	SPORTEC M-1 B	2.30	2.50
			1448100	120/70 ZR 17 M/C (58W) TL	Roadtec Z6 Front	1448600	180/55 ZR 17 M/C (73W) TL	Roadtec Z6	2.30	2.50
			1448100	120/70 ZR 17 M/C (58W) TL	Roadtec Z6 Front	1827200	180/55 ZR 17 M/C (73W) TL	Roadtec Z6 Interact	2.30	2.50
			1590500	120/70 ZR 17 M/C (58W) TL	Sportec M3	1591000	180/55 ZR 17 M/C (73W) TL	Sportec M3	2.30	2.50
			1677300	120/70 ZR 17 M/C (58W) TL	Racetec K3 Front	1677500	180/55 ZR 17 M/C (73W) TL	Racetec K3	2.30	2.50
			1826800	120/70 ZR 17 M/C (58W) TL	Roadtec Z6 Interact	1448600	180/55 ZR 17 M/C (73W) TL	Roadtec Z6	2.30	2.50
			1826800	120/70 ZR 17 M/C (58W) TL	Roadtec Z6 Interact	1827200	180/55 ZR 17 M/C (73W) TL	Roadtec Z6 Interact	2.30	2.50
		10	1869500	120/70 ZR 17 M/C (58W) TL	Racetec Interact K3	1869900	180/55 ZR 17 M/C (73W) TL	Racetec Interact K3	2.30	2.50
		10	1927400	120/70 ZR 17 M/C (58W) TL	Sportec M5 Interact	1927600	180/55 ZR 17 M/C (73W) TL	Sportec M5 Interact	2.30	2.50
GSX R G,H			1448500	110/80 ZR 18 M/C (58W) TL	Roadtec Z6 Front	1448900	160/60 ZR 18 M/C (70W) TL	Roadtec Z6	2.50	2.90
GSF 1200, S Bandit '01	WVA9		0894900	120/70 ZR 17 M/C (58W) TL	ME Z4 FRONT	0894800	180/55 ZR 17 M/C (73W) TL	ME Z4	2.50	2.50
			1321800	120/70 ZR 17 M/C (58W) TL	SPORTEC M-1	1322000	180/55 ZR 17 M/C (73W) TL	SPORTEC M-1	2.50	2.50
			1448100	120/70 ZR 17 M/C (58W) TL	Roadtec Z6 Front	1448600	180/55 ZR 17 M/C (73W) TL	Roadtec Z6	2.50	2.50
			1590500	120/70 ZR 17 M/C (58W) TL	Sportec M3	1591000	180/55 ZR 17 M/C (73W) TL	Sportec M3	2.50	2.50
			1826800	120/70 ZR 17 M/C (58W) TL	Roadtec Z6 Interact	1827200	180/55 ZR 17 M/C (73W) TL	Roadtec Z6 Interact	2.50	2.50
		10	1927400	120/70 ZR 17 M/C (58W) TL	Sportec M5 Interact	1927600	180/55 ZR 17 M/C (73W) TL	Sportec M5 Interact	2.50	2.50
GSF 1200 Bandit '06 (all versions)	WVCB		1448100	120/70 ZR 17 M/C (58W) TL	Roadtec Z6 Front	1561800	180/55 ZR 17 M/C (73W) TL	Roadtec Z6 C	2.50	2.50
			1590500	120/70 ZR 17 M/C (58W) TL	Sportec M3	1707300	180/55 ZR 17 M/C (73W) TL	Sportec M3 C	2.50	2.50
			1826800	120/70 ZR 17 M/C (58W) TL	Roadtec Z6 Interact	1827200	180/55 ZR 17 M/C (73W) TL	Roadtec Z6 Interact	2.50	2.50
		10	1927400	120/70 ZR 17 M/C (58W) TL	Sportec M5 Interact	1927600	180/55 ZR 17 M/C (73W) TL	Sportec M5 Interact	2.50	2.50
GSF 1200 SA ABS	GV75A Ausf.C		0894900	120/70 ZR 17 M/C (58W) TL	ME Z4 FRONT	0894800	180/55 ZR 17 M/C (73W) TL	ME Z4	2.50	2.50
			1321800	120/70 ZR 17 M/C (58W) TL	SPORTEC M-1	1322000	180/55 ZR 17 M/C (73W) TL	SPORTEC M-1	2.50	2.50
			1448100	120/70 ZR 17 M/C (58W) TL	Roadtec Z6 Front	1448600	180/55 ZR 17 M/C (73W) TL	Roadtec Z6	2.50	2.50
			1590500	120/70 ZR 17 M/C (58W) TL	Sportec M3	1591000	180/55 ZR 17 M/C (73W) TL	Sportec M3	2.50	2.50
			1826800	120/70 ZR 17 M/C (58W) TL	Roadtec Z6 Interact	1827200	180/55 ZR 17 M/C (73W) TL	Roadtec Z6 Interact	2.50	2.50
		10	1927400	120/70 ZR 17 M/C (58W) TL	Sportec M5 Interact	1927600	180/55 ZR 17 M/C (73W) TL	Sportec M5 Interact	2.50	2.50
GSF 1200 S Bandit			0894900	120/70 ZR 17 M/C (58W) TL	ME Z4 FRONT	0894800	180/55 ZR 17 M/C (73W) TL	ME Z4	2.50	2.50
			0894900	120/70 ZR 17 M/C (58W) TL	ME Z4 FRONT	1448600	180/55 ZR 17 M/C (73W) TL	Roadtec Z6	2.50	2.50
			1321800	120/70 ZR 17 M/C (58W) TL	SPORTEC M-1	1322000	180/55 ZR 17 M/C (73W) TL	SPORTEC M-1	2.50	2.50
			1448100	120/70 ZR 17 M/C (58W) TL	Roadtec Z6 Front	1448600	180/55 ZR 17 M/C (73W) TL	Roadtec Z6	2.50	2.50
			1590500	120/70 ZR 17 M/C (58W) TL	Sportec M3	1591000	180/55 ZR 17 M/C (73W) TL	Sportec M3	2.50	2.50
			1826800	120/70 ZR 17 M/C (58W) TL	Roadtec Z6 Interact	1827200	180/55 ZR 17 M/C (73W) TL	Roadtec Z6 Interact	2.50	2.50
		10	1927400	120/70 ZR 17 M/C (58W) TL	Sportec M5 Interact	1927600	180/55 ZR 17 M/C (73W) TL	Sportec M5 Interact	2.50	2.50
GSX 1200 '99	A3		0894900	120/70 ZR 17 M/C (58W) TL	ME Z4 FRONT	0893600	170/60 ZR 17 M/C (72W) TL	ME Z4	2.50	2.50
			1448100	120/70 ZR 17 M/C (58W) TL	Roadtec Z6 Front	1449100	170/60 ZR 17 M/C (72W) TL	Roadtec Z6	2.50	2.50
			1448100	120/70 ZR 17 M/C (58W) TL	Roadtec Z6 Front	1827100	170/60 ZR 17 M/C (72W) TL	Roadtec Z6 Interact	2.50	2.50
			1590500	120/70 ZR 17 M/C (58W) TL	Sportec M3	1590900	170/60 ZR 17 M/C (72W) TL	Sportec M3	2.50	2.50
			1826800	120/70 ZR 17 M/C (58W) TL	Roadtec Z6 Interact	1449100	170/60 ZR 17 M/C (72W) TL	Roadtec Z6	2.50	2.50
			1826800	120/70 ZR 17 M/C (58W) TL	Roadtec Z6 Interact	1827100	170/60 ZR 17 M/C (72W) TL	Roadtec Z6 Interact	2.50	2.50

Bandit GSF 1250/S ABS (all versions)	WVCH			1448100	120/70 ZR 17 M/C (58W) TL	Roadtec Z6 Front	1448600	180/55 ZR 17 M/C (73W) TL	Roadtec Z6	2.50	2.90
				1448100	120/70 ZR 17 M/C (58W) TL	Roadtec Z6 Front	1561800	180/55 ZR 17 M/C (73W) TL	Roadtec Z6 C	2.50	2.90
				1448100	120/70 ZR 17 M/C (58W) TL	Roadtec Z6 Front	1827300	180/55 ZR 17 M/C (73W) TL	Roadtec Z6 Interact C	2.50	2.90
				1590500	120/70 ZR 17 M/C (58W) TL	Sportec M3	1707300	180/55 ZR 17 M/C (73W) TL	Sportec M3 C	2.50	2.90
				1826800	120/70 ZR 17 M/C (58W) TL	Roadtec Z6 Interact	1561800	180/55 ZR 17 M/C (73W) TL	Roadtec Z6 C	2.50	2.90
				1826800	120/70 ZR 17 M/C (58W) TL	Roadtec Z6 Interact	1827300	180/55 ZR 17 M/C (73W) TL	Roadtec Z6 Interact C	2.50	2.90
			10	1927400	120/70 ZR 17 M/C (58W) TL	Sportec M5 Interact	1927600	180/55 ZR 17 M/C (73W) TL	Sportec M5 Interact	2.50	2.90
GSX 1250 FA	WVCH		10	1590500	120/70 ZR 17 M/C (58W) TL	Sportec M3	1707300	180/55 ZR 17 M/C (73W) TL	Sportec M3 C	-	-
			10	1826800	120/70 ZR 17 M/C (58W) TL	Roadtec Z6 Interact	1827300	180/55 ZR 17 M/C (73W) TL	Roadtec Z6 Interact C	-	-
			10	1927400	120/70 ZR 17 M/C (58W) TL	Sportec M5 Interact	1927600	180/55 ZR 17 M/C (73W) TL	Sportec M5 Interact	-	-
GSX 1300 BK/A B-King/ABS '08	WVCR		10	1707200	120/70 ZR 17 M/C (58W) TL	Sportec M3 C	1591200	200/50 ZR 17 M/C (75W) TL	Sportec M3	-	-
GSX 1300 R Hayabusa	A1, WVA1			1432800	120/70 ZR 17 M/C (58W) TL	Sportec M-1 P	1432000	190/50 ZR 17 M/C (73W) TL	Sportec M-1 P	2.90	2.90
				1448100	120/70 ZR 17 M/C (58W) TL	Roadtec Z6 Front	1449000	190/50 ZR 17 M/C (73W) TL	Roadtec Z6	2.90	2.90
				1826800	120/70 ZR 17 M/C (58W) TL	Roadtec Z6 Interact	1868300	190/50 ZR 17 M/C (73W) TL	Roadtec Z6 Interact	2.90	2.90
			10	1927400	120/70 ZR 17 M/C (58W) TL	Sportec M5 Interact	1948500	190/50 ZR 17 M/C (73W) TL	Sportec M5 Interact	2.90	2.90
GSX 1300 R Hayabusa	WVCK			1826800	120/70 ZR 17 M/C (58W) TL	Roadtec Z6 Interact	1868300	190/50 ZR 17 M/C (73W) TL	Roadtec Z6 Interact	-	-
			10	1859200	120/70 ZR 17 M/C (58W) TL	Sportec M3 B	1859300	190/50 ZR 17 M/C (73W) TL	Sportec M3 B	-	-
			10	1927400	120/70 ZR 17 M/C (58W) TL	Sportec M5 Interact	1948500	190/50 ZR 17 M/C (73W) TL	Sportec M5 Interact	-	-
GSX 1400	WVBN			1448100	120/70 ZR 17 M/C (58W) TL	Roadtec Z6 Front	1449000	190/50 ZR 17 M/C (73W) TL	Roadtec Z6	2.50	2.90
				1590500	120/70 ZR 17 M/C (58W) TL	Sportec M3	1591100	190/50 ZR 17 M/C (73W) TL	Sportec M3	2.50	2.90
			10	1826800	120/70 ZR 17 M/C (58W) TL	Roadtec Z6 Interact	1868300	190/50 ZR 17 M/C (73W) TL	Roadtec Z6 Interact	2.50	2.90
			10	1927400	120/70 ZR 17 M/C (58W) TL	Sportec M5 Interact	1948500	190/50 ZR 17 M/C (73W) TL	Sportec M5 Interact	2.50	2.90
SUZUKI	Chopper u.Cruiser										
GN 125/U	NF 41 A			0113600	2.75 - 18 48P reinf.	ME 22	0109600	3.50 - 16 58P reinf.	BLOCK C	1.75	2.25
GZ 125 Marauder	WVAP		23	1016500	110/90 - 16 M/C 59S	ME 77 FRONT	0712700	130/90 - 15 M/C 66S TT	ME 77	-	-
Marauder GZ 125/U	AP		23	1016500	110/90 - 16 M/C 59S	ME 77 FRONT	0712700	130/90 - 15 M/C 66S TT	ME 77	1.75	2.25
			23	1530200	110/90 - 16 M/C 59V TL	Lasertec Front	1709400	130/90 - 15 M/C 66S TT	Lasertec #	1.75	2.25
			23	1530200	110/90 - 16 M/C 59V TL	Lasertec Front	1806700	130/90 - 15 M/C 66S TL	Lasertec	1.75	2.25
VL 125, U Intruder LC	A4 / WVA4		23	1531700	90/90 - 18 M/C 51H TL	Lasertec Front	1125000	150/80 B 15 M/C 70V TL	ME 880 MARATHON	1.75	2.50
			23	1531700	90/90 - 18 M/C 51H TL	Lasertec Front	1268200	130/90 - 15 M/C 66S TL	ME 77	1.75	2.50
			23	1531700	90/90 - 18 M/C 51H TL	Lasertec Front	1709400	130/90 - 15 M/C 66S TT	Lasertec #	1.75	2.50
			23	1531700	90/90 - 18 M/C 51H TL	Lasertec Front	1806700	130/90 - 15 M/C 66S TL	Lasertec	1.75	2.50
GZ 250 Marauder	AR			1016500	110/90 - 16 M/C 59S	ME 77 FRONT	0712700	130/90 - 15 M/C 66S TT	ME 77	1.75	2.25
				1530200	110/90 - 16 M/C 59V TL	Lasertec Front	1709400	130/90 - 15 M/C 66S TT	Lasertec #	1.75	2.25
				1530200	110/90 - 16 M/C 59V TL	Lasertec Front	1806700	130/90 - 15 M/C 66S TL	Lasertec	1.75	2.25
GSX 400 L	GS 40X-B		27	0111400	3.60 - 19 52S TT/TL	ME 11	0131000	4.60 - 16 59S TT/TL	ME 77	1.80	2.00
GS 450 L	GS 450 C		27	0111400	3.60 - 19 52S TT/TL	ME 11	0131000	4.60 - 16 59S TT/TL	ME 77	1.80	2.00
VS 600 GL Intruder	VN 51 B		23	1041000	80/90 - 21 M/C 48H TT	ME 880 MARATHON Front	1041600	140/90 B 15 M/C 70H TL	ME 880 MARATHON	2.25	2.50
LS 650 P	NP 41 B		23	1040700	100/90 - 19 M/C 57H TL	ME 880 MARATHON Front	1042200	140/80 B 15 M/C 67H TL	ME 880 MARATHON	2.00	2.50
GS 750 L	GS 750 E		23	1530000	100/90 - 19 M/C 57H TL	Lasertec Front	1532800	130/90 - 17 M/C 68H TL	Lasertec	2.20	2.50
GSX 750 L	GS 75X Ausf. B		23	1530000	100/90 - 19 M/C 57H TL	Lasertec Front	1532300	130/90 - 16 M/C 67H TL	Lasertec	2.20	2.50
VS 750			23	1040700	100/90 - 19 M/C 57H TL	ME 880 MARATHON Front	1041600	140/90 B 15 M/C 70H TL	ME 880 MARATHON	2.30	2.50
			23	1041000	80/90 - 21 M/C 48H TT	ME 880 MARATHON Front	1041600	140/90 B 15 M/C 70H TL	ME 880 MARATHON	2.50	2.90
Intruder M800, VZ 800	WVB7, WVB4			1040800	130/90 - 16 M/C 67H TL	ME 880 MARATHON Front	1041900	170/80 B 15 M/C 77H TL	ME 880 MARATHON	2.00	2.50
VL 800 Intruder C800	WVBM		23	1040800	130/90 - 16 M/C 67H TL	ME 880 MARATHON Front	1041900	170/80 B 15 M/C 77H TL	ME 880 MARATHON	2.00	2.50
			23	1338700	130/90 - 16 M/C 67H TL	ME 880 MARATH. Fr. WW	1415100	170/80 - 15 M/C 77H TL	ME 880 MARATH. WW	2.00	2.50
VL 800 Intruder LC Volusia	WVBM		23	1040800	130/90 - 16 M/C 67H TL	ME 880 MARATHON Front	1041900	170/80 B 15 M/C 77H TL	ME 880 MARATHON	2.00	2.50
			23	1338700	130/90 - 16 M/C 67H TL	ME 880 MARATH. Fr. WW	1415100	170/80 - 15 M/C 77H TL	ME 880 MARATH. WW	2.00	2.50
VS 800 GL Intruder 2000	VS 52 B		23	1040700	100/90 - 19 M/C 57H TL	ME 880 MARATHON Front	1041600	140/90 B 15 M/C 70H TL	ME 880 MARATHON	2.25	2.50
VS 800 GL	VS 52 B		23	1041000	80/90 - 21 M/C 48H TT	ME 880 MARATHON Front	1041600	140/90 B 15 M/C 70H TL	ME 880 MARATHON	2.25	2.50
VZ 800 Marauder	AF		27	1040800	130/90 - 16 M/C 67H TL	ME 880 MARATHON Front	1041800	150/90 B 15 M/C 80H reinf.TL	ME 880 MARATHON	2.25	2.50
GS 850 L Chopper	GS 850 B		23	1530000	100/90 - 19 M/C 57H TL	Lasertec Front	1532300	130/90 - 16 M/C 67H TL	Lasertec	2.20	2.50
GS 1000 GL	GS100G-B		23	1530000	100/90 - 19 M/C 57H TL	Lasertec Front	1532800	130/90 - 17 M/C 68H TL	Lasertec	2.20	2.50
GS 1000 GL	GS100G NT1AusfB		23	1530000	100/90 - 19 M/C 57H TL	Lasertec Front	1532300	130/90 - 16 M/C 67H TL	Lasertec	2.20	2.50
GS 1000 L			23	1530100	100/90 - 19 M/C 57V TL	Lasertec Front	1532900	130/90 - 17 M/C 68V TL	Lasertec	2.20	2.50
GSX 1100 L	GS110X-B		23	1530000	100/90 - 19 M/C 57H TL	Lasertec Front	1532300	130/90 - 16 M/C 67H TL	Lasertec	2.20	2.50
GV 1400 GT,LX,LXE				0126900	130/90 - 16 73H reinf.TL	MARATHON ML2 Front #	0713500	150/90 B 15 M/C 80H reinf.TL	MARATHON ML2 Plus#	2.50	2.90
VS 1400 Intruder GLP H,J,R				1041100	110/90 - 19 M/C 62H TL	ME 880 MARATHON Front	1041900	170/80 B 15 M/C 77H TL	ME 880 MARATHON	2.00	2.30
VL 1500 W				1041200	150/80 - 16 M/C 71H TL	ME 880 MARATHON Front	1042100	180/70 B 15 M/C 76H TL	ME 880 MARATHON	2.00	2.25





MANUFACTURER	TYPE	Footnotes	FRONT TYRE			REAR TYRE			Inflation Pressure (bar)		
			IP-code	Size	Metzeler-Tread Pattern	IP-code	Size	Metzeler-Tread Pattern	Front	Rear	
VZ 1500 Intruder M 1500	WVCU			1606900	120/70 ZR 18 M/C (59W) TL	ME 880 MARATHON Front	1712300	200/50 ZR 17 M/C 75W TL	ME 880 MARATHON	-	-
VZR 1800/N Intruder M 1800 R/R2	WVCA			1568200	130/60 VR 18 M/C (60V) TL	ME 880 MARATHON Front	1568300	240/40 VR 18 M/C (79V) TL	ME 880 MARATHON	-	-
				1568200	130/60 VR 18 M/C (60V) TL	ME 880 MARATHON Front	1594300	260/40 VR 18 M/C (84V) TL	ME 880 MARATHON	-	-
SUZUKI	Enduro										
DR 125 SE/U	SF 44 A		27	0138800	2.75 - 21 45P	ENDURO 1	0138900	4.10 - 18 60P	ENDURO 1	1.50	2.25
DR 125 S	SF 43 B		27	0138800	2.75 - 21 45P	ENDURO 1	0138900	4.10 - 18 60P	ENDURO 1	1.50	2.25
TS 125 ERN,ERT,ERX,ERZ			27	0138800	2.75 - 21 45P	ENDURO 1	0138900	4.10 - 18 60P	ENDURO 1	1.50	1.80
			27	0139400	3.00 - 21 51R	ENDURO 1	0139200	4.00 - 18 64R	ENDURO 2	1.50	1.80
TS 185 B,C,ERN,ERX				0138800	2.75 - 21 45P	ENDURO 1	0138900	4.10 - 18 60P	ENDURO 1	1.60	1.80
DR 250 S	SJ 42 A		27	0139400	3.00 - 21 51R	ENDURO 1	0139200	4.00 - 18 64R	ENDURO 2	1.80	2.30
TS 250 ER	TS 250 4		27	0139400	3.00 - 21 51R	ENDURO 1	0139200	4.00 - 18 64R	ENDURO 2	1.50	1.80
			27	0139400	3.00 - 21 51R	ENDURO 1	0139800	4.60 - 18 63R	ENDURO 1	1.50	1.80
TS 250 X	SJ 11 D		27	0139400	3.00 - 21 51R	ENDURO 1	0143900	130/80 - 17 65S	ENDURO 3	1.60	2.00
DR 350 S,SH, SE	SK 42 B			0144100	90/90 - 21 54S	ENDURO 3 Front	0142900	120/80 - 18 62S	ENDURO 3	1.50	1.80
				1679000	90/90 - 21 M/C 54M M&S	UNICROSS FRONT	1679100	120/90 - 18 M/C 65M M&S TT	UNICROSS	1.50	1.80
SP 370, SR 370				0139400	3.00 - 21 51R	ENDURO 1	0139200	4.00 - 18 64R	ENDURO 2	1.60	2.00
DR 400 S, 500 S				0139400	3.00 - 21 51R	ENDURO 1	0139200	4.00 - 18 64R	ENDURO 2	1.50	1.80
				0139400	3.00 - 21 51R	ENDURO 1	0139800	4.60 - 18 63R	ENDURO 1	1.50	1.80
DR 600 S, SU, Dakar	SN 41 A		23	0144100	90/90 - 21 54S	ENDURO 3 Front	0143900	130/80 - 17 65S	ENDURO 3	1.75	2.00
			23	1012500	90/90 - 21 M/C 54S	TOURANCE Front	1012000	130/80 R 17 M/C 65H TL	TOURANCE	1.75	2.00
			23	1815900	90/90 - 21 M/C 54S TT	TOURANCE EXP	1816300	130/80 R 17 M/C 65S TL	TOURANCE EXP	1.75	2.00
			23	1203100	90/90 - 21 M/C 54R M&S	MCE Karoo 2 Front	0887000	130/80 - 17 M/C 65R M&S	MCE Karoo	1.75	2.00
DL 650 V-Strom; ABS	WVB1		10	1815900	90/90 - 21 M/C 54S TT	TOURANCE EXP	1816200	130/80 - 17 M/C 65S TT	TOURANCE EXP	1.75	2.00
				1127800	110/80 R 19 M/C 59V TL	TOURANCE Front	1127900	150/70 R 17 M/C 69V TL	TOURANCE	2.25	2.80
				1127800	110/80 R 19 M/C 59V TL	TOURANCE Front	1715400	150/70 R 17 M/C 69V TL	TOURANCE EXP	2.25	2.80
				1127800	110/80 R 19 M/C 59V TL	TOURANCE Front	1998700	150/70 R 17 M/C 69V TL	TOURANCE EXP M	2.25	2.80
				1659300	110/80 R 19 M/C 59V TL	Roadtec Z6 Front	1659400	150/70 R 17 M/C 69V TL	ROADTEC Z6	2.25	2.80
				1715500	110/80 R 19 M/C 59V TL	TOURANCE EXP	1127900	150/70 R 17 M/C 69V TL	TOURANCE	2.25	2.80
				1715500	110/80 R 19 M/C 59V TL	TOURANCE EXP	1715400	150/70 R 17 M/C 69V TL	TOURANCE EXP	2.25	2.80
				1715500	110/80 R 19 M/C 59V TL	TOURANCE EXP	1998700	150/70 R 17 M/C 69V TL	TOURANCE EXP M	2.25	2.80
DR 650 R/RU; RS/RSU; SE/SEU	SP41B; SP42B; SP46B		23	1815900	90/90 - 21 M/C 54S TT	TOURANCE EXP	1816200	130/80 - 17 M/C 65S TT	TOURANCE EXP	1.75	2.00
			23	0144100	90/90 - 21 54S	ENDURO 3 Front	0143900	130/80 - 17 65S	ENDURO 3	1.75	2.00
			23	1012500	90/90 - 21 M/C 54S	TOURANCE Front	1086800	130/80 R 17 M/C 65S TL	TOURANCE	1.75	2.00
			23	1012500	90/90 - 21 M/C 54S	TOURANCE Front	1209400	130/80 - 17 M/C 65S	TOURANCE	1.75	2.00
			23	1815900	90/90 - 21 M/C 54S TT	TOURANCE EXP	1816300	130/80 R 17 M/C 65S TL	TOURANCE EXP	1.75	2.00
			23	1203100	90/90 - 21 M/C 54R M&S	MCE Karoo 2 Front	0887000	130/80 - 17 M/C 65R M&S	MCE Karoo	1.75	2.00
			23	0144100	90/90 - 21 54S	ENDURO 3 Front	0143600	120/90 - 17 64S	ENDURO 3	1.75	2.00
			10	1815900	90/90 - 21 M/C 54S TT	TOURANCE EXP	1816100	120/90 - 17 M/C 64S TT	TOURANCE EXP	1.75	2.00
DR 650 RSE/RSEU; R/RU; RE/REU	SP43B; SP44B; SP45B		23	1815900	90/90 - 21 M/C 54S TT	TOURANCE EXP	1816200	130/80 - 17 M/C 65S TT	TOURANCE EXP	1.75	2.00
			23	0144100	90/90 - 21 54S	ENDURO 3 Front	0143600	120/90 - 17 64S	ENDURO 3	1.75	2.00
			23	0144100	90/90 - 21 54S	ENDURO 3 Front	0143900	130/80 - 17 65S	ENDURO 3	1.75	2.00
			23	1012500	90/90 - 21 M/C 54S	TOURANCE Front	1012000	130/80 R 17 M/C 65H TL	TOURANCE	1.75	2.00
			23	1815900	90/90 - 21 M/C 54S TT	TOURANCE EXP	1816300	130/80 R 17 M/C 65S TL	TOURANCE EXP	1.75	2.00
			23	1203100	90/90 - 21 M/C 54R M&S	MCE Karoo 2 Front	0887000	130/80 - 17 M/C 65R M&S	MCE Karoo	1.75	2.00
XF 650 Freewind 35kW	AC Ausf. A/B		10	1815900	90/90 - 21 M/C 54S TT	TOURANCE EXP	1816100	120/90 - 17 M/C 64S TT	TOURANCE EXP	1.75	2.00
			23	1012300	100/90 - 19 M/C 57S	TOURANCE Front	1012000	130/80 R 17 M/C 65H TL	TOURANCE	1.75	2.25
			23	1530000	100/90 - 19 M/C 57H TL	Lasertec Front	0843500	130/80 R 17 65H TL	ME Z2	1.75	2.25
			23	1815700	100/90 - 19 M/C 57H TL	TOURANCE EXP	1816200	130/80 - 17 M/C 65S TT	TOURANCE EXP	1.75	2.25
			23	1815700	100/90 - 19 M/C 57H TL	TOURANCE EXP	1816400	130/80 R 17 M/C 65H TL	TOURANCE EXP	1.75	2.25
			23	1815800	100/90 - 19 M/C 57S TT	TOURANCE EXP	1816200	130/80 - 17 M/C 65S TT	TOURANCE EXP	1.75	2.25
			23	1815800	100/90 - 19 M/C 57S TT	TOURANCE EXP	1816400	130/80 R 17 M/C 65H TL	TOURANCE EXP	1.75	2.25
XF 650 U Freewind 25kW	AC Ausf. C/D		23	1012300	100/90 - 19 M/C 57S	TOURANCE Front	1012000	130/80 R 17 M/C 65H TL	TOURANCE	1.75	2.25
			23	1530000	100/90 - 19 M/C 57H TL	Lasertec Front	0843500	130/80 R 17 65H TL	ME Z2	1.75	2.25

			23	1815700	100/90 - 19 M/C 57H TL	TOURANCE EXP	1816200	130/80 - 17 M/C 65S TT	TOURANCE EXP	1.75	2.25	
			23	1815700	100/90 - 19 M/C 57H TL	TOURANCE EXP	1816400	130/80 R 17 M/C 65H TL	TOURANCE EXP	1.75	2.25	
			23	1815800	100/90 - 19 M/C 57S TT	TOURANCE EXP	1816200	130/80 - 17 M/C 65S TT	TOURANCE EXP	1.75	2.25	
			23	1815800	100/90 - 19 M/C 57S TT	TOURANCE EXP	1816400	130/80 R 17 M/C 65H TL	TOURANCE EXP	1.75	2.25	
DR 750 S/SU	SR 41 B		23	27	0144100	90/90 - 21 54S	ENDURO 3 Front	0143900	130/80 - 17 65S	ENDURO 3	2.00	2.30
			23	27	1012500	90/90 - 21 M/C 54S	TOURANCE Front	1012000	130/80 R 17 M/C 65H TL	TOURANCE	2.00	2.30
			23	27	1815900	90/90 - 21 M/C 54S TT	TOURANCE EXP	1816300	130/80 R 17 M/C 65S TL	TOURANCE EXP	2.00	2.30
				23	1203100	90/90 - 21 M/C 54R M&S	MCE Karoo 2 Front	0887000	130/80 - 17 M/C 65R M&S	MCE Karoo	2.00	2.30
DR 800 S/SU	SR42B; 43B		10	23	1815900	90/90 - 21 M/C 54S TT	TOURANCE EXP	1816200	130/80 - 17 M/C 65S TT	TOURANCE EXP	2.00	2.30
			23	27	0144100	90/90 - 21 54S	ENDURO 3 Front	0143900	130/80 - 17 65S	ENDURO 3	2.00	2.50
			23	27	1012500	90/90 - 21 M/C 54S	TOURANCE Front	1086800	130/80 R 17 M/C 65S TL	TOURANCE	2.00	2.50
			23	27	1815900	90/90 - 21 M/C 54S TT	TOURANCE EXP	1816300	130/80 R 17 M/C 65S TL	TOURANCE EXP	2.00	2.50
				23	1203100	90/90 - 21 M/C 54R M&S	MCE Karoo 2 Front	0887000	130/80 - 17 M/C 65R M&S	MCE Karoo	2.00	2.50
DL 1000 V-Strom	WVBS		10	23	1815900	90/90 - 21 M/C 54S TT	TOURANCE EXP	1816200	130/80 - 17 M/C 65S TT	TOURANCE EXP	2.00	2.50
					1127800	110/80 R 19 M/C 59V TL	TOURANCE Front	1127900	150/70 R 17 M/C 69V TL	TOURANCE	2.50	2.80
					1127800	110/80 R 19 M/C 59V TL	TOURANCE Front	1715400	150/70 R 17 M/C 69V TL	TOURANCE EXP	2.50	2.80
					1127800	110/80 R 19 M/C 59V TL	TOURANCE Front	1998700	150/70 R 17 M/C 69V TL	TOURANCE EXP M	2.50	2.80
					1659300	110/80 R 19 M/C 59V TL	Roadtec Z6 Front	1659400	150/70 R 17 M/C 69V TL	ROADTEC Z6	2.50	2.80
					1715500	110/80 R 19 M/C 59V TL	TOURANCE EXP	1127900	150/70 R 17 M/C 69V TL	TOURANCE	2.50	2.80
					1715500	110/80 R 19 M/C 59V TL	TOURANCE EXP	1715400	150/70 R 17 M/C 69V TL	TOURANCE EXP	2.50	2.80
					1715500	110/80 R 19 M/C 59V TL	TOURANCE EXP	1998700	150/70 R 17 M/C 69V TL	TOURANCE EXP M	2.50	2.80
SUZUKI	MotoCross											
DR-Z 400; DR-Z 400 E	BE; BF			6	1623700	90/90 - 21 M/C 54M M&S	MCE 6 DAYS EXTREME	1623800	120/90 - 18 M/C 65M M&S	MCE 6 DAYS EXTREME	1.25	1.50
				6	1679000	90/90 - 21 M/C 54M M&S	UNICROSS FRONT	1679100	120/90 - 18 M/C 65M M&S TT	UNICROSS	1.25	1.50
DR-Z 400 S	WVBC				1623700	90/90 - 21 M/C 54M M&S	MCE 6 DAYS EXTREME	1623800	120/90 - 18 M/C 65M M&S	MCE 6 DAYS EXTREME	1.25	1.75
					1679000	90/90 - 21 M/C 54M M&S	UNICROSS FRONT	1679100	120/90 - 18 M/C 65M M&S TT	UNICROSS	1.25	1.75
SYM	Street											
Wolf Classic 125					1546300	2.75 - 18 M/C 48P reinf.TL	ME 22	0116100	3.00 - 17 50P reinf.	ME 22	-	-
TOMOS	Enduro											
SE 125 F '08				10	1734800	80/90 - 21 M/C 48M M&S TT	MCE 6 DAYS EXTREME	1734900	110/80 - 18 M/C 58M M&S TT	MCE 6 DAYS EXTREME	-	-
SM 125 F; FS					1529600	100/80 - 17 M/C 52S TL	Lasertec Front	1532500	130/70 - 17 M/C 62S TL	Lasertec	-	-
TRIUMPH	Street											
Daytona 600	806 LW				1321800	120/70 ZR 17 M/C (58W) TL	SPORTEC M-1	1322000	180/55 ZR 17 M/C (73W) TL	SPORTEC M-1	2.40	2.70
					1590500	120/70 ZR 17 M/C (58W) TL	Sportec M3	1591000	180/55 ZR 17 M/C (73W) TL	Sportec M3	2.40	2.70
					1677300	120/70 ZR 17 M/C (58W) TL	Racetec K3 Front	1677500	180/55 ZR 17 M/C (73W) TL	Racetec K3	2.40	2.70
				10	1869500	120/70 ZR 17 M/C (58W) TL	Racetec Interact K3	1869900	180/55 ZR 17 M/C (73W) TL	Racetec Interact K3	2.40	2.70
			10		1927400	120/70 ZR 17 M/C (58W) TL	Sportec M5 Interact	1927600	180/55 ZR 17 M/C (73W) TL	Sportec M5 Interact	2.40	2.70
Speed Four	806LB				0894900	120/70 ZR 17 M/C (58W) TL	ME Z4 FRONT	0966600	180/55 ZR 17 (73W) TL	ME Z4 A	2.40	2.70
					1321800	120/70 ZR 17 M/C (58W) TL	SPORTEC M-1	1322000	180/55 ZR 17 M/C (73W) TL	SPORTEC M-1	2.40	2.70
					1448100	120/70 ZR 17 M/C (58W) TL	Roadtec Z6 Front	1448600	180/55 ZR 17 M/C (73W) TL	Roadtec Z6	2.40	2.70
					1590500	120/70 ZR 17 M/C (58W) TL	Sportec M3	1591000	180/55 ZR 17 M/C (73W) TL	Sportec M3	2.40	2.70
					1677300	120/70 ZR 17 M/C (58W) TL	Racetec K3 Front	1677500	180/55 ZR 17 M/C (73W) TL	Racetec K3	2.40	2.70
					1826800	120/70 ZR 17 M/C (58W) TL	Roadtec Z6 Interact	1827200	180/55 ZR 17 M/C (73W) TL	Roadtec Z6 Interact	2.40	2.70
				10	1869500	120/70 ZR 17 M/C (58W) TL	Racetec Interact K3	1869900	180/55 ZR 17 M/C (73W) TL	Racetec Interact K3	2.40	2.70
			10		1927400	120/70 ZR 17 M/C (58W) TL	Sportec M5 Interact	1927600	180/55 ZR 17 M/C (73W) TL	Sportec M5 Interact	2.40	2.70
TT 600	806 AD				1321800	120/70 ZR 17 M/C (58W) TL	SPORTEC M-1	1322000	180/55 ZR 17 M/C (73W) TL	SPORTEC M-1	2.50	2.90
					1590500	120/70 ZR 17 M/C (58W) TL	Sportec M3	1591000	180/55 ZR 17 M/C (73W) TL	Sportec M3	2.50	2.90
					1677300	120/70 ZR 17 M/C (58W) TL	Racetec K3 Front	1677500	180/55 ZR 17 M/C (73W) TL	Racetec K3	2.50	2.90
				10	1869500	120/70 ZR 17 M/C (58W) TL	Racetec Interact K3	1869900	180/55 ZR 17 M/C (73W) TL	Racetec Interact K3	2.50	2.90
			10		1927400	120/70 ZR 17 M/C (58W) TL	Sportec M5 Interact	1927600	180/55 ZR 17 M/C (73W) TL	Sportec M5 Interact	2.50	2.90
Daytona 650	865 LX				1321800	120/70 ZR 17 M/C (58W) TL	SPORTEC M-1	1322000	180/55 ZR 17 M/C (73W) TL	SPORTEC M-1	2.40	2.70
					1448100	120/70 ZR 17 M/C (58W) TL	Roadtec Z6 Front	1448600	180/55 ZR 17 M/C (73W) TL	Roadtec Z6	2.40	2.70
					1590500	120/70 ZR 17 M/C (58W) TL	Sportec M3	1591000	180/55 ZR 17 M/C (73W) TL	Sportec M3	2.40	2.70
					1677300	120/70 ZR 17 M/C (58W) TL	Racetec K3 Front	1677500	180/55 ZR 17 M/C (73W) TL	Racetec K3	2.40	2.70
					1826800	120/70 ZR 17 M/C (58W) TL	Roadtec Z6 Interact	1827200	180/55 ZR 17 M/C (73W) TL	Roadtec Z6 Interact	2.40	2.70
				10	1869500	120/70 ZR 17 M/C (58W) TL	Racetec Interact K3	1869900	180/55 ZR 17 M/C (73W) TL	Racetec Interact K3	2.40	2.70
			10		1927400	120/70 ZR 17 M/C (58W) TL	Sportec M5 Interact	1927600	180/55 ZR 17 M/C (73W) TL	Sportec M5 Interact	2.40	2.70
Daytona 675, SE	D67LC				1321800	120/70 ZR 17 M/C (58W) TL	SPORTEC M-1	1322000	180/55 ZR 17 M/C (73W) TL	SPORTEC M-1	2.40	2.50
					1590500	120/70 ZR 17 M/C (58W) TL	Sportec M3	1591000	180/55 ZR 17 M/C (73W) TL	Sportec M3	2.40	2.50





MANUFACTURER	TYPE	Footnotes	FRONT TYRE			REAR TYRE			Inflation Pressure (bar)		
			IP-code	Size	Metzeler-Tread Pattern	IP-code	Size	Metzeler-Tread Pattern	Front	Rear	
				1677300	120/70 ZR 17 M/C (58W) TL	Racetec K3 Front	1677500	180/55 ZR 17 M/C (73W) TL	Racetec K3	2.40	2.50
		10		1869500	120/70 ZR 17 M/C (58W) TL	Racetec Interact K3	1869900	180/55 ZR 17 M/C (73W) TL	Racetec Interact K3	2.40	2.50
		10		1927400	120/70 ZR 17 M/C (58W) TL	Sportec M5 Interact	1927600	180/55 ZR 17 M/C (73W) TL	Sportec M5 Interact	2.40	2.50
Daytona 675	D67LC	10		1590500	120/70 ZR 17 M/C (58W) TL	Sportec M3	1591000	180/55 ZR 17 M/C (73W) TL	Sportec M3	-	-
		10		1677300	120/70 ZR 17 M/C (58W) TL	Racetec K3 Front	1677500	180/55 ZR 17 M/C (73W) TL	Racetec K3	-	-
		10		1826800	120/70 ZR 17 M/C (58W) TL	Roadtec Z6 Interact	1827200	180/55 ZR 17 M/C (73W) TL	Roadtec Z6 Interact	-	-
		10		1869500	120/70 ZR 17 M/C (58W) TL	Racetec Interact K3	1869900	180/55 ZR 17 M/C (73W) TL	Racetec Interact K3	-	-
		10		1927400	120/70 ZR 17 M/C (58W) TL	Sportec M5 Interact	1927600	180/55 ZR 17 M/C (73W) TL	Sportec M5 Interact	-	-
Street Triple	D 67 LD	10		1590500	120/70 ZR 17 M/C (58W) TL	Sportec M3	1591000	180/55 ZR 17 M/C (73W) TL	Sportec M3	2.40	2.50
		10		1826800	120/70 ZR 17 M/C (58W) TL	Roadtec Z6 Interact	1827200	180/55 ZR 17 M/C (73W) TL	Roadtec Z6 Interact	2.40	2.50
		10		1869500	120/70 ZR 17 M/C (58W) TL	Racetec Interact K3	1869900	180/55 ZR 17 M/C (73W) TL	Racetec Interact K3	2.40	2.50
		10		1927400	120/70 ZR 17 M/C (58W) TL	Sportec M5 Interact	1927600	180/55 ZR 17 M/C (73W) TL	Sportec M5 Interact	2.40	2.50
Street Triple R	D 67 LD	10		1590500	120/70 ZR 17 M/C (58W) TL	Sportec M3	1591000	180/55 ZR 17 M/C (73W) TL	Sportec M3	-	-
		10		1677300	120/70 ZR 17 M/C (58W) TL	Racetec K3 Front	1677500	180/55 ZR 17 M/C (73W) TL	Racetec K3	-	-
		10		1826800	120/70 ZR 17 M/C (58W) TL	Roadtec Z6 Interact	1827200	180/55 ZR 17 M/C (73W) TL	Roadtec Z6 Interact	-	-
		10		1869500	120/70 ZR 17 M/C (58W) TL	Racetec Interact K3	1869900	180/55 ZR 17 M/C (73W) TL	Racetec Interact K3	-	-
		10		1927400	120/70 ZR 17 M/C (58W) TL	Sportec M5 Interact	1927600	180/55 ZR 17 M/C (73W) TL	Sportec M5 Interact	-	-
Daytona 750	T 300			1448100	120/70 ZR 17 M/C (58W) TL	Roadtec Z6 Front	1448900	160/60 ZR 18 M/C (70W) TL	Roadtec Z6	2.50	2.90
		10		1826800	120/70 ZR 17 M/C (58W) TL	Roadtec Z6 Interact	1926800	160/60 ZR 18 M/C (70W) TL	Roadtec Z6 Interact	2.50	2.90
Speed Triple 750	T 300 C A337			1826800	120/70 ZR 17 M/C (58W) TL	Roadtec Z6 Interact	1448900	160/60 ZR 18 M/C (70W) TL	Roadtec Z6	2.50	2.90
		12		1448100	120/70 ZR 17 M/C (58W) TL	Roadtec Z6 Front	1448900	160/60 ZR 18 M/C (70W) TL	Roadtec Z6	2.50	2.90
		10		1826800	120/70 ZR 17 M/C (58W) TL	Roadtec Z6 Interact	1926800	160/60 ZR 18 M/C (70W) TL	Roadtec Z6 Interact	2.50	2.90
Trident 750	T300 / T 300 C			0894900	120/70 ZR 17 M/C (58W) TL	ME Z4 FRONT	0948100	160/60 ZR 18 M/C (70W) TL	ME Z4	2.50	2.90
				1448100	120/70 ZR 17 M/C (58W) TL	Roadtec Z6 Front	1448900	160/60 ZR 18 M/C (70W) TL	Roadtec Z6	2.50	2.90
		10		1826800	120/70 ZR 17 M/C (58W) TL	Roadtec Z6 Interact	1926800	160/60 ZR 18 M/C (70W) TL	Roadtec Z6 Interact	2.50	2.90
Bonneville, T100	908MD			1530000	100/90 - 19 M/C 57H TL	Lasertec Front	0843500	130/80 R 17 65H TL	ME Z2	2.30	2.70
				1530000	100/90 - 19 M/C 57H TL	Lasertec Front	1532700	130/80 - 17 M/C 65H TL	Lasertec	2.30	2.70
Bonneville, SE				1867800	110/70 R 17 M/C 54H TL	ME Z4	0843500	130/80 R 17 65H TL	ME Z2	-	-
Boneville, Tiger				1530000	100/90 - 19 M/C 57H TL	Lasertec Front	1531900	110/90 - 18 M/C 61H TL	Lasertec	2.00	2.50
Daytona 900	T 300			1448100	120/70 ZR 17 M/C (58W) TL	Roadtec Z6 Front	1448900	160/60 ZR 18 M/C (70W) TL	Roadtec Z6	2.50	2.90
		10		1826800	120/70 ZR 17 M/C (58W) TL	Roadtec Z6 Interact	1926800	160/60 ZR 18 M/C (70W) TL	Roadtec Z6 Interact	2.50	2.90
Daytona 900	T300D A357			0894900	120/70 ZR 17 M/C (58W) TL	ME Z4 FRONT	0894800	180/55 ZR 17 M/C (73W) TL	ME Z4	2.50	2.90
				1321800	120/70 ZR 17 M/C (58W) TL	SPORTEC M-1	1322000	180/55 ZR 17 M/C (73W) TL	SPORTEC M-1	2.50	2.90
				1448100	120/70 ZR 17 M/C (58W) TL	Roadtec Z6 Front	1448600	180/55 ZR 17 M/C (73W) TL	Roadtec Z6	2.50	2.90
				1590500	120/70 ZR 17 M/C (58W) TL	Sportec M3	1591000	180/55 ZR 17 M/C (73W) TL	Sportec M3	2.50	2.90
				1826800	120/70 ZR 17 M/C (58W) TL	Roadtec Z6 Interact	1827200	180/55 ZR 17 M/C (73W) TL	Roadtec Z6 Interact	2.50	2.90
		10		1927400	120/70 ZR 17 M/C (58W) TL	Sportec M5 Interact	1927600	180/55 ZR 17 M/C (73W) TL	Sportec M5 Interact	2.50	2.90
Daytona955i(Single sided swinging arm)	595N			0966500	120/70 ZR 17 M/C (58W) TL	ME Z4 B FRONT	0948400	190/50 ZR 17 (73W) TL	ME Z4	2.50	2.90
				1321800	120/70 ZR 17 M/C (58W) TL	SPORTEC M-1	1321900	190/50 ZR 17 M/C (73W) TL	SPORTEC M-1	2.50	2.90
				1448100	120/70 ZR 17 M/C (58W) TL	Roadtec Z6 Front	1449000	190/50 ZR 17 M/C (73W) TL	Roadtec Z6	2.50	2.90
				1590500	120/70 ZR 17 M/C (58W) TL	Sportec M3	1591100	190/50 ZR 17 M/C (73W) TL	Sportec M3	2.50	2.90
		10		1677300	120/70 ZR 17 M/C (58W) TL	Racetec K3 Front	1677600	190/50 ZR 17 M/C (73W) TL	Racetec K3	2.50	2.90
		10		1826800	120/70 ZR 17 M/C (58W) TL	Roadtec Z6 Interact	1868300	190/50 ZR 17 M/C (73W) TL	Roadtec Z6 Interact	2.50	2.90
		10		1869500	120/70 ZR 17 M/C (58W) TL	Racetec Interact K3	1870400	190/50 ZR 17 M/C (73W) TL	Racetec Interact K3	2.50	2.90
		10		1927400	120/70 ZR 17 M/C (58W) TL	Sportec M5 Interact	1948500	190/50 ZR 17 M/C (73W) TL	Sportec M5 Interact	2.50	2.90
Daytona Super III	T300B Ausf.314			0894900	120/70 ZR 17 M/C (58W) TL	ME Z4 FRONT	0894800	180/55 ZR 17 M/C (73W) TL	ME Z4	2.50	2.90
				1590500	120/70 ZR 17 M/C (58W) TL	Sportec M3	1591000	180/55 ZR 17 M/C (73W) TL	Sportec M3	2.50	2.90
				1826800	120/70 ZR 17 M/C (58W) TL	Roadtec Z6 Interact	1448600	180/55 ZR 17 M/C (73W) TL	Roadtec Z6	2.50	2.90
				1826800	120/70 ZR 17 M/C (58W) TL	Roadtec Z6 Interact	1827200	180/55 ZR 17 M/C (73W) TL	Roadtec Z6 Interact	2.50	2.90
		12		1321800	120/70 ZR 17 M/C (58W) TL	SPORTEC M-1	1322000	180/55 ZR 17 M/C (73W) TL	SPORTEC M-1	2.50	2.90
		12		1448100	120/70 ZR 17 M/C (58W) TL	Roadtec Z6 Front	1448600	180/55 ZR 17 M/C (73W) TL	Roadtec Z6	2.50	2.90
		10		1927400	120/70 ZR 17 M/C (58W) TL	Sportec M5 Interact	1927600	180/55 ZR 17 M/C (73W) TL	Sportec M5 Interact	2.50	2.90
Legend TT	T309RT A 396+381a/b		23	0894900	120/70 ZR 17 M/C (58W) TL	ME Z4 FRONT	0948300	160/60 ZR 17 (69W) TL	ME Z4	2.50	2.90

			23	1590500	120/70 ZR 17 M/C (58W) TL	Sportec M3	1590800	160/60 ZR 17 M/C (69W) TL	Sportec M3	2.50	2.90	
			23	1826800	120/70 ZR 17 M/C (58W) TL	Roadtec Z6 Interact	1448700	160/60 ZR 17 M/C (69W) TL	Roadtec Z6	2.50	2.90	
			12	1448100	120/70 ZR 17 M/C (58W) TL	Roadtec Z6 Front	1448700	160/60 ZR 17 M/C (69W) TL	Roadtec Z6	2.50	2.90	
Speed Triple	T300B Ausf.301		10	1927400	120/70 ZR 17 M/C (58W) TL	Sportec M5 Interact	1971300	160/60 ZR 17 M/C (69W) TL	Sportec M5 Interact	2.50	2.90	
				1321800	120/70 ZR 17 M/C (58W) TL	SPORTEC M-1	1322000	180/55 ZR 17 M/C (73W) TL	SPORTEC M-1	2.50	2.90	
				1590500	120/70 ZR 17 M/C (58W) TL	Sportec M3	1591000	180/55 ZR 17 M/C (73W) TL	Sportec M3	2.50	2.90	
				1826800	120/70 ZR 17 M/C (58W) TL	Roadtec Z6 Interact	1448600	180/55 ZR 17 M/C (73W) TL	Roadtec Z6	2.50	2.90	
				1826800	120/70 ZR 17 M/C (58W) TL	Roadtec Z6 Interact	1827200	180/55 ZR 17 M/C (73W) TL	Roadtec Z6 Interact	2.50	2.90	
			12	1448100	120/70 ZR 17 M/C (58W) TL	Roadtec Z6 Front	1448600	180/55 ZR 17 M/C (73W) TL	Roadtec Z6	2.50	2.90	
Sprint 900			10	1927400	120/70 ZR 17 M/C (58W) TL	Sportec M5 Interact	1927600	180/55 ZR 17 M/C (73W) TL	Sportec M5 Interact	2.50	2.90	
				0894900	120/70 ZR 17 M/C (58W) TL	ME Z4 FRONT	0893600	170/60 ZR 17 M/C (72W) TL	ME Z4	2.50	2.90	
				1590500	120/70 ZR 17 M/C (58W) TL	Sportec M3	1590900	170/60 ZR 17 M/C (72W) TL	Sportec M3	2.50	2.90	
				1826800	120/70 ZR 17 M/C (58W) TL	Roadtec Z6 Interact	1449100	170/60 ZR 17 M/C (72W) TL	Roadtec Z6	2.50	2.90	
			12	1448100	120/70 ZR 17 M/C (58W) TL	Roadtec Z6 Front	1449100	170/60 ZR 17 M/C (72W) TL	Roadtec Z6	2.50	2.90	
Sprint 900	T300A 362,372		10	1826800	120/70 ZR 17 M/C (58W) TL	Roadtec Z6 Interact	1827100	170/60 ZR 17 M/C (72W) TL	Roadtec Z6 Interact	2.50	2.90	
				0894900	120/70 ZR 17 M/C (58W) TL	ME Z4 FRONT	0893600	170/60 ZR 17 M/C (72W) TL	ME Z4	2.50	2.90	
				1448100	120/70 ZR 17 M/C (58W) TL	Roadtec Z6 Front	1449100	170/60 ZR 17 M/C (72W) TL	Roadtec Z6	2.50	2.90	
				1590500	120/70 ZR 17 M/C (58W) TL	Sportec M3	1590900	170/60 ZR 17 M/C (72W) TL	Sportec M3	2.50	2.90	
				1826800	120/70 ZR 17 M/C (58W) TL	Roadtec Z6 Interact	1827100	170/60 ZR 17 M/C (72W) TL	Roadtec Z6 Interact	2.50	2.90	
Sprint Executive	T300A A364,379			0894900	120/70 ZR 17 M/C (58W) TL	ME Z4 FRONT	0893600	170/60 ZR 17 M/C (72W) TL	ME Z4	2.50	2.90	
				1448100	120/70 ZR 17 M/C (58W) TL	Roadtec Z6 Front	1449100	170/60 ZR 17 M/C (72W) TL	Roadtec Z6	2.50	2.90	
				1590500	120/70 ZR 17 M/C (58W) TL	Sportec M3	1590900	170/60 ZR 17 M/C (72W) TL	Sportec M3	2.50	2.90	
				1826800	120/70 ZR 17 M/C (58W) TL	Roadtec Z6 Interact	1827100	170/60 ZR 17 M/C (72W) TL	Roadtec Z6 Interact	2.50	2.90	
Sprint ST	T695			0894900	120/70 ZR 17 M/C (58W) TL	ME Z4 FRONT	0894800	180/55 ZR 17 M/C (73W) TL	ME Z4	2.50	2.90	
				0966500	120/70 ZR 17 M/C (58W) TL	ME Z4 B FRONT	0894800	180/55 ZR 17 M/C (73W) TL	ME Z4	2.50	2.90	
				1321800	120/70 ZR 17 M/C (58W) TL	SPORTEC M-1	1322000	180/55 ZR 17 M/C (73W) TL	SPORTEC M-1	2.50	2.90	
				1448100	120/70 ZR 17 M/C (58W) TL	Roadtec Z6 Front	1448600	180/55 ZR 17 M/C (73W) TL	Roadtec Z6	2.50	2.90	
				1590500	120/70 ZR 17 M/C (58W) TL	Sportec M3	1591000	180/55 ZR 17 M/C (73W) TL	Sportec M3	2.50	2.90	
				1826800	120/70 ZR 17 M/C (58W) TL	Roadtec Z6 Interact	1827300	180/55 ZR 17 M/C (73W) TL	Roadtec Z6 Interact C	2.50	2.90	
			10	1677300	120/70 ZR 17 M/C (58W) TL	Racetec K3 Front	1677500	180/55 ZR 17 M/C (73W) TL	Racetec K3	2.50	2.90	
			10	1869500	120/70 ZR 17 M/C (58W) TL	Racetec Interact K3	1869900	180/55 ZR 17 M/C (73W) TL	Racetec Interact K3	2.50	2.90	
			10	1927400	120/70 ZR 17 M/C (58W) TL	Sportec M5 Interact	1927600	180/55 ZR 17 M/C (73W) TL	Sportec M5 Interact	2.50	2.90	
Thruxton 900	986 ME; 986 ME2			1529800	100/90 - 18 M/C 56H TL	Lasertec Front	0843500	130/80 R 17 65H TL	ME Z2	2.30	2.70	
Thunderbird Sport			23	0966500	120/70 ZR 17 M/C (58W) TL	ME Z4 B FRONT	0948200	160/70 ZR 17 73W TL	ME Z4	2.50	2.90	
			23	1448100	120/70 ZR 17 M/C (58W) TL	Roadtec Z6 Front	1619500	160/70 ZR 17 M/C 73W TL	Roadtec Z6	2.50	2.90	
Thunderbird Sport	309 RD		10	23	1826800	120/70 ZR 17 M/C (58W) TL	Roadtec Z6 Interact	1927300	160/70 ZR 17 M/C 73W TL	Roadtec Z6 Interact	2.50	2.90
			23	0966500	120/70 ZR 17 M/C (58W) TL	ME Z4 B FRONT	0948200	160/70 ZR 17 73W TL	ME Z4	2.50	2.90	
			23	1448100	120/70 ZR 17 M/C (58W) TL	Roadtec Z6 Front	1619500	160/70 ZR 17 M/C 73W TL	Roadtec Z6	2.50	2.90	
Trident 900 Sprint	T300A A.362		10	23	1826800	120/70 ZR 17 M/C (58W) TL	Roadtec Z6 Interact	1927300	160/70 ZR 17 M/C 73W TL	Roadtec Z6 Interact	2.50	2.90
				1448100	120/70 ZR 17 M/C (58W) TL	Roadtec Z6 Front	1448900	160/60 ZR 18 M/C (70W) TL	Roadtec Z6	2.50	2.90	
Trident 900	T 300/C Ausf.338/373		10	1826800	120/70 ZR 17 M/C (58W) TL	Roadtec Z6 Interact	1926800	160/60 ZR 18 M/C (70W) TL	Roadtec Z6 Interact	2.50	2.90	
				0894900	120/70 ZR 17 M/C (58W) TL	ME Z4 FRONT	0948100	160/60 ZR 18 M/C (70W) TL	ME Z4	2.50	2.90	
				1448100	120/70 ZR 17 M/C (58W) TL	Roadtec Z6 Front	1448900	160/60 ZR 18 M/C (70W) TL	Roadtec Z6	2.50	2.90	
			10	1826800	120/70 ZR 17 M/C (58W) TL	Roadtec Z6 Interact	1926800	160/60 ZR 18 M/C (70W) TL	Roadtec Z6 Interact	2.50	2.90	
Trophy 900	T 300 Ausf.336 & 342		10	1826800	120/70 ZR 17 M/C (58W) TL	Roadtec Z6 Interact	1926800	160/60 ZR 18 M/C (70W) TL	Roadtec Z6 Interact	2.50	2.90	
Trophy 900	T300E A336,370			0894900	120/70 ZR 17 M/C (58W) TL	ME Z4 FRONT	0893600	170/60 ZR 17 M/C (72W) TL	ME Z4	2.50	2.90	
				1044700	120/70 R 17 M/C 58V TL	ME 880 MARATHON Front	1194300	170/60 R 17 M/C 72V TL	ME 880 MARATHON #	2.50	2.90	
				1044700	120/70 R 17 M/C 58V TL	ME 880 MARATHON Front	1862200	170/60 R 17 M/C 78V reinf.TL	ME 880 MARATHON	2.50	2.90	
				1448100	120/70 ZR 17 M/C (58W) TL	Roadtec Z6 Front	1449100	170/60 ZR 17 M/C (72W) TL	Roadtec Z6	2.50	2.90	
				1826800	120/70 ZR 17 M/C (58W) TL	Roadtec Z6 Interact	1827100	170/60 ZR 17 M/C (72W) TL	Roadtec Z6 Interact	2.50	2.90	
Daytona 955i (Two sided swinging arm)	595N			1321800	120/70 ZR 17 M/C (58W) TL	SPORTEC M-1	1322000	180/55 ZR 17 M/C (73W) TL	SPORTEC M-1	2.50	2.90	
				1448100	120/70 ZR 17 M/C (58W) TL	Roadtec Z6 Front	1448600	180/55 ZR 17 M/C (73W) TL	Roadtec Z6	2.50	2.90	
				1590500	120/70 ZR 17 M/C (58W) TL	Sportec M3	1591000	180/55 ZR 17 M/C (73W) TL	Sportec M3	2.50	2.90	
				1677300	120/70 ZR 17 M/C (58W) TL	Racetec K3 Front	1677500	180/55 ZR 17 M/C (73W) TL	Racetec K3	2.50	2.90	
				1826800	120/70 ZR 17 M/C (58W) TL	Roadtec Z6 Interact	1827200	180/55 ZR 17 M/C (73W) TL	Roadtec Z6 Interact	2.50	2.90	
			10	1869500	120/70 ZR 17 M/C (58W) TL	Racetec Interact K3	1869900	180/55 ZR 17 M/C (73W) TL	Racetec Interact K3	2.50	2.90	
			10	1927400	120/70 ZR 17 M/C (58W) TL	Sportec M5 Interact	1927600	180/55 ZR 17 M/C (73W) TL	Sportec M5 Interact	2.50	2.90	
Daytona 955i Centennial	595N			0966500	120/70 ZR 17 M/C (58W) TL	ME Z4 B FRONT	0948400	190/50 ZR 17 (73W) TL	ME Z4	2.50	2.90	
				1321800	120/70 ZR 17 M/C (58W) TL	SPORTEC M-1	1321900	190/50 ZR 17 M/C (73W) TL	SPORTEC M-1	2.50	2.90	





MANUFACTURER	TYPE	Footnotes	FRONT TYRE			REAR TYRE			Inflation Pressure (bar)	
			IP-code	Size	Metzeler-Tread Pattern	IP-code	Size	Metzeler-Tread Pattern	Front	Rear
			1448100	120/70 ZR 17 M/C (58W) TL	Roadtec Z6 Front	1449000	190/50 ZR 17 M/C (73W) TL	Roadtec Z6	2.50	2.90
			1590500	120/70 ZR 17 M/C (58W) TL	Sportec M3	1591100	190/50 ZR 17 M/C (73W) TL	Sportec M3	2.50	2.90
		10	1677300	120/70 ZR 17 M/C (58W) TL	Racetec K3 Front	1677600	190/50 ZR 17 M/C (73W) TL	Racetec K3	2.50	2.90
		10	1826800	120/70 ZR 17 M/C (58W) TL	Roadtec Z6 Interact	1868300	190/50 ZR 17 M/C (73W) TL	Roadtec Z6 Interact	2.50	2.90
		10	1869500	120/70 ZR 17 M/C (58W) TL	Racetec Interact K3	1870400	190/50 ZR 17 M/C (73W) TL	Racetec Interact K3	2.50	2.90
		10	1927400	120/70 ZR 17 M/C (58W) TL	Sportec M5 Interact	1948500	190/50 ZR 17 M/C (73W) TL	Sportec M5 Interact	2.50	2.90
Daytona T595	T595 A502,503		0894900	120/70 ZR 17 M/C (58W) TL	ME Z4 FRONT	0948400	190/50 ZR 17 (73W) TL	ME Z4	2.50	2.90
			1321800	120/70 ZR 17 M/C (58W) TL	SPORTEC M-1	1321900	190/50 ZR 17 M/C (73W) TL	SPORTEC M-1	2.50	2.90
			1448100	120/70 ZR 17 M/C (58W) TL	Roadtec Z6 Front	1449000	190/50 ZR 17 M/C (73W) TL	Roadtec Z6	2.50	2.90
			1590500	120/70 ZR 17 M/C (58W) TL	Sportec M3	1591000	180/55 ZR 17 M/C (73W) TL	Sportec M3	2.50	2.90
			1590500	120/70 ZR 17 M/C (58W) TL	Sportec M3	1591100	190/50 ZR 17 M/C (73W) TL	Sportec M3	2.50	2.90
			1677300	120/70 ZR 17 M/C (58W) TL	Racetec K3 Front	1677500	180/55 ZR 17 M/C (73W) TL	Racetec K3	2.50	2.90
			1677300	120/70 ZR 17 M/C (58W) TL	Racetec K3 Front	1677600	190/50 ZR 17 M/C (73W) TL	Racetec K3	2.50	2.90
			0894900	120/70 ZR 17 M/C (58W) TL	ME Z4 FRONT	0894800	180/55 ZR 17 M/C (73W) TL	ME Z4	2.50	2.90
			1321800	120/70 ZR 17 M/C (58W) TL	SPORTEC M-1	1322000	180/55 ZR 17 M/C (73W) TL	SPORTEC M-1	2.50	2.90
		10	1826800	120/70 ZR 17 M/C (58W) TL	Roadtec Z6 Interact	1868300	190/50 ZR 17 M/C (73W) TL	Roadtec Z6 Interact	2.50	2.90
		10	1869500	120/70 ZR 17 M/C (58W) TL	Racetec Interact K3	1869900	180/55 ZR 17 M/C (73W) TL	Racetec Interact K3	2.50	2.90
		10	1869500	120/70 ZR 17 M/C (58W) TL	Racetec Interact K3	1870400	190/50 ZR 17 M/C (73W) TL	Racetec Interact K3	2.50	2.90
		10	1927400	120/70 ZR 17 M/C (58W) TL	Sportec M5 Interact	1927600	180/55 ZR 17 M/C (73W) TL	Sportec M5 Interact	2.50	2.90
		10	1927400	120/70 ZR 17 M/C (58W) TL	Sportec M5 Interact	1948500	190/50 ZR 17 M/C (73W) TL	Sportec M5 Interact	2.50	2.90
Speed Triple, 595RP	T509 A509,508		0894900	120/70 ZR 17 M/C (58W) TL	ME Z4 FRONT	0948400	190/50 ZR 17 (73W) TL	ME Z4	2.50	2.90
			0966500	120/70 ZR 17 M/C (58W) TL	ME Z4 B FRONT	0948400	190/50 ZR 17 (73W) TL	ME Z4	2.50	2.90
			1321800	120/70 ZR 17 M/C (58W) TL	SPORTEC M-1	1321900	190/50 ZR 17 M/C (73W) TL	SPORTEC M-1	2.50	2.90
			1448100	120/70 ZR 17 M/C (58W) TL	Roadtec Z6 Front	1449000	190/50 ZR 17 M/C (73W) TL	Roadtec Z6	2.50	2.90
			1590500	120/70 ZR 17 M/C (58W) TL	Sportec M3	1591000	180/55 ZR 17 M/C (73W) TL	Sportec M3	2.50	2.90
			1590500	120/70 ZR 17 M/C (58W) TL	Sportec M3	1591100	190/50 ZR 17 M/C (73W) TL	Sportec M3	2.50	2.90
			1677300	120/70 ZR 17 M/C (58W) TL	Racetec K3 Front	1677500	180/55 ZR 17 M/C (73W) TL	Racetec K3	2.50	2.90
			1677300	120/70 ZR 17 M/C (58W) TL	Racetec K3 Front	1677600	190/50 ZR 17 M/C (73W) TL	Racetec K3	2.50	2.90
			1321800	120/70 ZR 17 M/C (58W) TL	SPORTEC M-1	1322000	180/55 ZR 17 M/C (73W) TL	SPORTEC M-1	2.50	2.90
		10	1826800	120/70 ZR 17 M/C (58W) TL	Roadtec Z6 Interact	1868300	190/50 ZR 17 M/C (73W) TL	Roadtec Z6 Interact	2.50	2.90
		10	1869500	120/70 ZR 17 M/C (58W) TL	Racetec Interact K3	1869900	180/55 ZR 17 M/C (73W) TL	Racetec Interact K3	2.50	2.90
		10	1869500	120/70 ZR 17 M/C (58W) TL	Racetec Interact K3	1870400	190/50 ZR 17 M/C (73W) TL	Racetec Interact K3	2.50	2.90
		10	1927400	120/70 ZR 17 M/C (58W) TL	Sportec M5 Interact	1927600	180/55 ZR 17 M/C (73W) TL	Sportec M5 Interact	2.50	2.90
		10	1927400	120/70 ZR 17 M/C (58W) TL	Sportec M5 Interact	1948500	190/50 ZR 17 M/C (73W) TL	Sportec M5 Interact	2.50	2.90
Speed Triple '02	595N		0966500	120/70 ZR 17 M/C (58W) TL	ME Z4 B FRONT	0948400	190/50 ZR 17 (73W) TL	ME Z4	2.20	2.60
			1321800	120/70 ZR 17 M/C (58W) TL	SPORTEC M-1	1321900	190/50 ZR 17 M/C (73W) TL	SPORTEC M-1	2.20	2.60
			1448100	120/70 ZR 17 M/C (58W) TL	Roadtec Z6 Front	1449000	190/50 ZR 17 M/C (73W) TL	Roadtec Z6	2.20	2.60
			1590500	120/70 ZR 17 M/C (58W) TL	Sportec M3	1591100	190/50 ZR 17 M/C (73W) TL	Sportec M3	2.20	2.60
		10	1677300	120/70 ZR 17 M/C (58W) TL	Racetec K3 Front	1677600	190/50 ZR 17 M/C (73W) TL	Racetec K3	2.20	2.60
		10	1826800	120/70 ZR 17 M/C (58W) TL	Roadtec Z6 Interact	1868300	190/50 ZR 17 M/C (73W) TL	Roadtec Z6 Interact	2.20	2.60
		10	1869500	120/70 ZR 17 M/C (58W) TL	Racetec Interact K3	1870400	190/50 ZR 17 M/C (73W) TL	Racetec Interact K3	2.20	2.60
		10	1927400	120/70 ZR 17 M/C (58W) TL	Sportec M5 Interact	1948500	190/50 ZR 17 M/C (73W) TL	Sportec M5 Interact	2.20	2.60
Sprint RS (one sided swinging arm)	695 AC		1321800	120/70 ZR 17 M/C (58W) TL	SPORTEC M-1	1322000	180/55 ZR 17 M/C (73W) TL	SPORTEC M-1	2.50	2.90
			1448100	120/70 ZR 17 M/C (58W) TL	Roadtec Z6 Front	1448600	180/55 ZR 17 M/C (73W) TL	Roadtec Z6	2.50	2.90
			1590500	120/70 ZR 17 M/C (58W) TL	Sportec M3	1591000	180/55 ZR 17 M/C (73W) TL	Sportec M3	2.50	2.90
			1826800	120/70 ZR 17 M/C (58W) TL	Roadtec Z6 Interact	1827200	180/55 ZR 17 M/C (73W) TL	Roadtec Z6 Interact	2.50	2.90
		10	1869500	120/70 ZR 17 M/C (58W) TL	Racetec Interact K3	1869900	180/55 ZR 17 M/C (73W) TL	Racetec Interact K3	2.50	2.90
		10	1927400	120/70 ZR 17 M/C (58W) TL	Sportec M5 Interact	1927600	180/55 ZR 17 M/C (73W) TL	Sportec M5 Interact	2.50	2.90
Sprint RS '02 (Two sided swinging arm)	695AC		1321800	120/70 ZR 17 M/C (58W) TL	SPORTEC M-1	1322000	180/55 ZR 17 M/C (73W) TL	SPORTEC M-1	2.50	2.90
			1448100	120/70 ZR 17 M/C (58W) TL	Roadtec Z6 Front	1448600	180/55 ZR 17 M/C (73W) TL	Roadtec Z6	2.50	2.90
			1590500	120/70 ZR 17 M/C (58W) TL	Sportec M3	1591000	180/55 ZR 17 M/C (73W) TL	Sportec M3	2.50	2.90
			1677300	120/70 ZR 17 M/C (58W) TL	Racetec K3 Front	1677500	180/55 ZR 17 M/C (73W) TL	Racetec K3	2.50	2.90
			1826800	120/70 ZR 17 M/C (58W) TL	Roadtec Z6 Interact	1827200	180/55 ZR 17 M/C (73W) TL	Roadtec Z6 Interact	2.50	2.90

			10	1869500	120/70 ZR 17 M/C (58W) TL	Racetec Interact K3	1869900	180/55 ZR 17 M/C (73W) TL	Racetec Interact K3	2.50	2.90
			10	1927400	120/70 ZR 17 M/C (58W) TL	Sportec M5 Interact	1927600	180/55 ZR 17 M/C (73W) TL	Sportec M5 Interact	2.50	2.90
Sprint RS	T 695 Ausf.615			1448100	120/70 ZR 17 M/C (58W) TL	Roadtec Z6 Front	1448600	180/55 ZR 17 M/C (73W) TL	Roadtec Z6	2.50	2.90
				1590500	120/70 ZR 17 M/C (58W) TL	Sportec M3	1591000	180/55 ZR 17 M/C (73W) TL	Sportec M3	2.50	2.90
				1677300	120/70 ZR 17 M/C (58W) TL	Racetec K3 Front	1677500	180/55 ZR 17 M/C (73W) TL	Racetec K3	2.50	2.90
				1826800	120/70 ZR 17 M/C (58W) TL	Roadtec Z6 Interact	1827200	180/55 ZR 17 M/C (73W) TL	Roadtec Z6 Interact	2.50	2.90
			10	1869500	120/70 ZR 17 M/C (58W) TL	Racetec Interact K3	1869900	180/55 ZR 17 M/C (73W) TL	Racetec Interact K3	2.50	2.90
			10	1927400	120/70 ZR 17 M/C (58W) TL	Sportec M5 Interact	1927600	180/55 ZR 17 M/C (73W) TL	Sportec M5 Interact	2.50	2.90
Sprint ST '02	695AB			0966500	120/70 ZR 17 M/C (58W) TL	ME Z4 B FRONT	0894800	180/55 ZR 17 M/C (73W) TL	ME Z4	2.50	2.90
				1321800	120/70 ZR 17 M/C (58W) TL	SPORTEC M-1	1322000	180/55 ZR 17 M/C (73W) TL	SPORTEC M-1	2.50	2.90
				1448100	120/70 ZR 17 M/C (58W) TL	Roadtec Z6 Front	1448600	180/55 ZR 17 M/C (73W) TL	Roadtec Z6	2.50	2.90
				1590500	120/70 ZR 17 M/C (58W) TL	Sportec M3	1591000	180/55 ZR 17 M/C (73W) TL	Sportec M3	2.50	2.90
				1677300	120/70 ZR 17 M/C (58W) TL	Racetec K3 Front	1677500	180/55 ZR 17 M/C (73W) TL	Racetec K3	2.50	2.90
				1826800	120/70 ZR 17 M/C (58W) TL	Roadtec Z6 Interact	1827200	180/55 ZR 17 M/C (73W) TL	Roadtec Z6 Interact	2.50	2.90
			10	1869500	120/70 ZR 17 M/C (58W) TL	Racetec Interact K3	1869900	180/55 ZR 17 M/C (73W) TL	Racetec Interact K3	2.50	2.90
			10	1927400	120/70 ZR 17 M/C (58W) TL	Sportec M5 Interact	1927600	180/55 ZR 17 M/C (73W) TL	Sportec M5 Interact	2.50	2.90
Speed Triple (2005-2007)	515 NJ			1321800	120/70 ZR 17 M/C (58W) TL	SPORTEC M-1	1322000	180/55 ZR 17 M/C (73W) TL	SPORTEC M-1	2.40	2.90
				1448100	120/70 ZR 17 M/C (58W) TL	Roadtec Z6 Front	1448600	180/55 ZR 17 M/C (73W) TL	Roadtec Z6	2.40	2.90
				1590500	120/70 ZR 17 M/C (58W) TL	Sportec M3	1591000	180/55 ZR 17 M/C (73W) TL	Sportec M3	2.40	2.90
				1677300	120/70 ZR 17 M/C (58W) TL	Racetec K3 Front	1677500	180/55 ZR 17 M/C (73W) TL	Racetec K3	2.40	2.90
				1826800	120/70 ZR 17 M/C (58W) TL	Roadtec Z6 Interact	1827200	180/55 ZR 17 M/C (73W) TL	Roadtec Z6 Interact	2.40	2.90
			10	1869500	120/70 ZR 17 M/C (58W) TL	Racetec Interact K3	1869900	180/55 ZR 17 M/C (73W) TL	Racetec Interact K3	2.40	2.90
			10	1927400	120/70 ZR 17 M/C (58W) TL	Sportec M5 Interact	1927600	180/55 ZR 17 M/C (73W) TL	Sportec M5 Interact	2.40	2.90
Sprint ST; ABS	215 NA			1321800	120/70 ZR 17 M/C (58W) TL	SPORTEC M-1	1418400	180/55 ZR 17 M/C (73W) TL	SPORTEC M-1 B	2.50	2.90
				1448100	120/70 ZR 17 M/C (58W) TL	Roadtec Z6 Front	1561800	180/55 ZR 17 M/C (73W) TL	Roadtec Z6 C	2.50	2.90
				1590500	120/70 ZR 17 M/C (58W) TL	Sportec M3	1591000	180/55 ZR 17 M/C (73W) TL	Sportec M3	2.50	2.90
				1677300	120/70 ZR 17 M/C (58W) TL	Racetec K3 Front	1677500	180/55 ZR 17 M/C (73W) TL	Racetec K3	2.50	2.90
				1826800	120/70 ZR 17 M/C (58W) TL	Roadtec Z6 Interact	1827300	180/55 ZR 17 M/C (73W) TL	Roadtec Z6 Interact C	2.50	2.90
			10	1869500	120/70 ZR 17 M/C (58W) TL	Racetec Interact K3	1869900	180/55 ZR 17 M/C (73W) TL	Racetec Interact K3	2.50	2.90
			10	1927400	120/70 ZR 17 M/C (58W) TL	Sportec M5 Interact	1927600	180/55 ZR 17 M/C (73W) TL	Sportec M5 Interact	2.50	2.90
Speed Triple	NJ2			1707200	120/70 ZR 17 M/C (58W) TL	Sportec M3 C	1591000	180/55 ZR 17 M/C (73W) TL	Sportec M3	-	-
				1677300	120/70 ZR 17 M/C (58W) TL	Racetec K3 Front	1677500	180/55 ZR 17 M/C (73W) TL	Racetec K3	-	-
				1826800	120/70 ZR 17 M/C (58W) TL	Roadtec Z6 Interact	1827200	180/55 ZR 17 M/C (73W) TL	Roadtec Z6 Interact	-	-
			10	1869500	120/70 ZR 17 M/C (58W) TL	Racetec Interact K3	1869900	180/55 ZR 17 M/C (73W) TL	Racetec Interact K3	-	-
			10	1927400	120/70 ZR 17 M/C (58W) TL	Sportec M5 Interact	1927600	180/55 ZR 17 M/C (73W) TL	Sportec M5 Interact	-	-
1200 Daytona				0882400	120/70 ZR 17 V300 (58W) TL	ME Z1 FRONT#	0798700	160/60 ZR 18 (70W) TL	ME Z1#	2.50	2.90
Daytona 1200	T300D A355			0894900	120/70 ZR 17 M/C (58W) TL	ME Z4 FRONT	0894800	180/55 ZR 17 M/C (73W) TL	ME Z4	2.50	2.90
				1321800	120/70 ZR 17 M/C (58W) TL	SPORTEC M-1	1322000	180/55 ZR 17 M/C (73W) TL	SPORTEC M-1	2.50	2.90
				1448100	120/70 ZR 17 M/C (58W) TL	Roadtec Z6 Front	1561800	180/55 ZR 17 M/C (73W) TL	Roadtec Z6 C	2.50	2.90
				1590500	120/70 ZR 17 M/C (58W) TL	Sportec M3	1591000	180/55 ZR 17 M/C (73W) TL	Sportec M3	2.50	2.90
				1826800	120/70 ZR 17 M/C (58W) TL	Roadtec Z6 Interact	1827300	180/55 ZR 17 M/C (73W) TL	Roadtec Z6 Interact C	2.50	2.90
			10	1927400	120/70 ZR 17 M/C (58W) TL	Sportec M5 Interact	1927600	180/55 ZR 17 M/C (73W) TL	Sportec M5 Interact	2.50	2.90
Trophy 1200	T 300 Ausf.336,342		10	1826800	120/70 ZR 17 M/C (58W) TL	Roadtec Z6 Interact	1926800	160/60 ZR 18 M/C (70W) TL	Roadtec Z6 Interact	2.50	2.90
Trophy 1200	T300E A342,371			0894900	120/70 ZR 17 M/C (58W) TL	ME Z4 FRONT	0893600	170/60 ZR 17 M/C (72W) TL	ME Z4	2.50	2.90
				1044700	120/70 R 17 M/C 58V TL	ME 880 MARATHON Front	1194300	170/60 R 17 M/C 72V TL	ME 880 MARATHON #	2.50	2.90
				1044700	120/70 R 17 M/C 58V TL	ME 880 MARATHON Front	1862200	170/60 R 17 M/C 78V reinf.TL	ME 880 MARATHON	2.50	2.90
				1448100	120/70 ZR 17 M/C (58W) TL	Roadtec Z6 Front	1449100	170/60 ZR 17 M/C (72W) TL	Roadtec Z6	2.50	2.90
				1826800	120/70 ZR 17 M/C (58W) TL	Roadtec Z6 Interact	1827100	170/60 ZR 17 M/C (72W) TL	Roadtec Z6 Interact	2.50	2.90
Thunderbird				1846500	120/70 ZR 19 M/C 60W TL	ME 880 MARATHON Front	1712300	200/50 ZR 17 M/C 75W TL	ME 880 MARATHON	-	-
				1420100	120/70 ZR 19 M/C (60W) TL	ME 880 MARATHON Front	1712300	200/50 ZR 17 M/C 75W TL	ME 880 MARATHON	-	-
TRIUMPH	Chopper u.Cruiser										
America	908M			1704200	110/90 - 18 M/C 61H TL	Lasertec Front	1041900	170/80 B 15 M/C 77H TL	ME 880 MARATHON	2.20	2.50
				0130400	3.50 - 18 56S TT/TL	ME 77 FRONT	1041900	170/80 B 15 M/C 77H TL	ME 880 MARATHON	2.20	2.50
Speedmaster	908ML			1595800	110/80 - 18 M/C 58H TL	Lasertec T Front	1041900	170/80 B 15 M/C 77H TL	ME 880 MARATHON	2.10	2.50
America	986MK; 986MK2			1704200	110/90 - 18 M/C 61H TL	Lasertec Front	1041900	170/80 B 15 M/C 77H TL	ME 880 MARATHON	2.20	2.50
			10	1166100	110/90 - 18 M/C 61H TL	ME 880 MARATHON Front	1041900	170/80 B 15 M/C 77H TL	ME 880 MARATHON	2.20	2.50
Bonneville T100	986 MF			1530000	100/90 - 19 M/C 57H TL	Lasertec Front	1532700	130/80 - 17 M/C 65H TL	Lasertec	2.30	2.60
			10	1530000	100/90 - 19 M/C 57H TL	Lasertec Front	0843500	130/80 R 17 65H TL	ME 22	2.30	2.60
Speedmaster (ab BJ '05)	908 ML; 986 ML2			1595800	110/80 - 18 M/C 58H TL	Lasertec T Front	1041900	170/80 B 15 M/C 77H TL	ME 880 MARATHON	2.10	2.50



MANUFACTURER	TYPE	Footnotes	FRONT TYRE			REAR TYRE			Inflation Pressure (bar)			
			IP-code	Size	Metzeler-Tread Pattern	IP-code	Size	Metzeler-Tread Pattern	Front	Rear		
Adventurer ab '99	T309RT		1530000	100/90 - 19 M/C 57H TL	Lasertec Front	1533400	150/80 VB 16 M/C (71V) TL	Lasertec	2.50	2.90		
		12	1040700	100/90 - 19 M/C 57H TL	ME 880 MARATHON Front	1042000	150/80 B 16 M/C 71H TL	ME 880 MARATHON	2.50	2.90		
Rocket III, Classic	C23XB		1335100	150/80 R 17 M/C 72V TL	ME 880 MARATHON Front	1205200	240/50 R 16 M/C 84V TL	ME 880 MARATHON	2.40	3.00		
Rocket III Roadster	23XC		1335100	150/80 R 17 M/C 72V TL	ME 880 MARATHON Front	1205200	240/50 R 16 M/C 84V TL	ME 880 MARATHON	-	-		
Rocket III Touring	23XC		1705300	150/80 R 16 M/C 71V TL	ME 880 MARATHON Front	1042600	180/70 R 16 M/C 77H TL	ME 880 MARATHON	-	-		
			1936600	150/80 R 16 M/C 71H TL	ME 880 MARATHON Front	1042600	180/70 R 16 M/C 77H TL	ME 880 MARATHON	-	-		
TRIUMPH	Enduro											
Scrambler	986 MG; 986 MG2		1012400	100/90 - 19 M/C 57H TL	TOURANCE Front	1012000	130/80 R 17 M/C 65H TL	TOURANCE	2.10	2.30		
		10	1815700	100/90 - 19 M/C 57H TL	TOURANCE EXP	1816400	130/80 R 17 M/C 65H TL	TOURANCE EXP	2.10	2.30		
Tiger	T 709		23	1127800	110/80 R 19 M/C 59V TL	TOURANCE Front	1127900	150/70 R 17 M/C 69V TL	TOURANCE	2.50	2.90	
			23	1127800	110/80 R 19 M/C 59V TL	TOURANCE Front	11715400	150/70 R 17 M/C 69V TL	TOURANCE EXP	2.50	2.90	
			23	1127800	110/80 R 19 M/C 59V TL	TOURANCE Front	1998700	150/70 R 17 M/C 69V TL	TOURANCE EXP M	2.50	2.90	
			23	1715500	110/80 R 19 M/C 59V TL	TOURANCE EXP	1127900	150/70 R 17 M/C 69V TL	TOURANCE	2.50	2.90	
			23	1715500	110/80 R 19 M/C 59V TL	TOURANCE EXP	1715400	150/70 R 17 M/C 69V TL	TOURANCE EXP	2.50	2.90	
			23	1715500	110/80 R 19 M/C 59V TL	TOURANCE EXP	1998700	150/70 R 17 M/C 69V TL	TOURANCE EXP M	2.50	2.90	
		12	23	1205800	110/80 R 19 M/C 59R TL M&S	MCE Karoo 2 Front	1205900	150/70 R 17 M/C 69R TL M&S	MCE Karoo	2.50	2.90	
		12	23	1631000	110/80 - 19 M/C 59Q M&S TL	MCE Karoo 2 (T) Front	1631100	150/70 - 17 M/C 69Q M&S TL	MCE Karoo (T)	2.50	2.90	
Tiger 900	T 400 A430.431		12	23	1631000	110/80 - 19 M/C 59Q M&S TL	MCE Karoo 2 (T) Front	1614400	140/80 - 17 M/C 69Q M&S TL	MCE Karoo (T)	2.00	2.50
			10	23	1715500	110/80 R 19 M/C 59V TL	TOURANCE EXP	1938200	140/80 R 17 M/C 69V TL	TOURANCE EXP	2.00	2.50
Tiger 2005 (Gussrad)	709 EN		10	1127800	110/80 R 19 M/C 59V TL	TOURANCE Front	1127900	150/70 R 17 M/C 69V TL	TOURANCE	2.50	2.90	
			10	1715500	110/80 R 19 M/C 59V TL	TOURANCE EXP	1998700	150/70 R 17 M/C 69V TL	TOURANCE EXP M	2.50	2.90	
Tiger 955i (Spoke Wheel)	709 EN			1127800	110/80 R 19 M/C 59V TL	TOURANCE Front	1127900	150/70 R 17 M/C 69V TL	TOURANCE	2.50	2.90	
				1127800	110/80 R 19 M/C 59V TL	TOURANCE Front	1715400	150/70 R 17 M/C 69V TL	TOURANCE EXP	2.50	2.90	
				1127800	110/80 R 19 M/C 59V TL	TOURANCE Front	1998700	150/70 R 17 M/C 69V TL	TOURANCE EXP M	2.50	2.90	
				1715500	110/80 R 19 M/C 59V TL	TOURANCE EXP	1127900	150/70 R 17 M/C 69V TL	TOURANCE	2.50	2.90	
				1715500	110/80 R 19 M/C 59V TL	TOURANCE EXP	1715400	150/70 R 17 M/C 69V TL	TOURANCE EXP	2.50	2.90	
				1715500	110/80 R 19 M/C 59V TL	TOURANCE EXP	1998700	150/70 R 17 M/C 69V TL	TOURANCE EXP M	2.50	2.90	
		12		1205800	110/80 R 19 M/C 59R TL M&S	MCE Karoo 2 Front	1205900	150/70 R 17 M/C 69R TL M&S	MCE Karoo	2.50	2.90	
		12		1631000	110/80 - 19 M/C 59Q M&S TL	MCE Karoo 2 (T) Front	1631100	150/70 - 17 M/C 69Q M&S TL	MCE Karoo (T)	2.50	2.90	
Tiger; ABS; SE	115 NG			1448100	120/70 ZR 17 M/C (58W) TL	Roadtec Z6 Front	1448600	180/55 ZR 17 M/C (73W) TL	Roadtec Z6	2.40	2.90	
				1590500	120/70 ZR 17 M/C (58W) TL	Sportec M3	1591000	180/55 ZR 17 M/C (73W) TL	Sportec M3	2.40	2.90	
				1826800	120/70 ZR 17 M/C (58W) TL	Roadtec Z6 Interact	1827200	180/55 ZR 17 M/C (73W) TL	Roadtec Z6 Interact	2.40	2.90	
		10		1927400	120/70 ZR 17 M/C (58W) TL	Sportec M5 Interact	1927600	180/55 ZR 17 M/C (73W) TL	Sportec M5 Interact	2.40	2.90	
VICTORY	Chopper u.Cruiser											
Touring Cruiser			10	1040800	130/90 - 16 M/C 67H TL	ME 880 MARATHON Front	1422300	160/80 B 16 M/C 75H TL	ME 880 MARATHON	-	-	
Kingpin			10	1314100	130/70 B 18 M/C 63H TL	ME 880 MARATHON Front	1346100	180/55 VR 18 M/C (74V) TL	ME 880 MARATHON	-	-	
Vegas / Vegas 8-Ball / Vegas Low			10	1480400	90/90 - 21 M/C 54H TL	ME 880 MARATHON Front	1346100	180/55 VR 18 M/C (74V) TL	ME 880 MARATHON	-	-	
Vision Tour			10	1679900	130/70 R 18 M/C 63H TL	ME 880 MARATHON GL Front	1422500	180/60 R 16 M/C 74H TL	ME 880 MARATHON G	-	-	
VOR	Enduro											
492 ED				1623700	90/90 - 21 M/C 54M M&S	MCE 6 DAYS EXTREME	1623900	140/80 - 18 M/C 70M M&S	MCE 6 DAYS EXTREME	-	-	
		10		1679000	90/90 - 21 M/C 54M M&S	UNICROSS FRONT	1735000	140/80 - 18 M/C 70M TT	UNICROSS	-	-	
492 sm				1590500	120/70 ZR 17 M/C (58W) TL	Sportec M3	1590700	150/60 ZR 17 M/C 66W TL	Sportec M3	-	-	
VOXAN	Street											
Black Classic '08				1448100	120/70 ZR 17 M/C (58W) TL	Roadtec Z6 Front	1827200	180/55 ZR 17 M/C (73W) TL	Roadtec Z6 Interact	-	-	
				1590500	120/70 ZR 17 M/C (58W) TL	Sportec M3	1591000	180/55 ZR 17 M/C (73W) TL	Sportec M3	-	-	
				1826800	120/70 ZR 17 M/C (58W) TL	Roadtec Z6 Interact	1448600	180/55 ZR 17 M/C (73W) TL	Roadtec Z6	-	-	
				1826800	120/70 ZR 17 M/C (58W) TL	Roadtec Z6 Interact	1827200	180/55 ZR 17 M/C (73W) TL	Roadtec Z6 Interact	-	-	
		10		1927400	120/70 ZR 17 M/C (58W) TL	Sportec M5 Interact	1927600	180/55 ZR 17 M/C (73W) TL	Sportec M5 Interact	-	-	
Black Magic			12	1448100	120/70 ZR 17 M/C (58W) TL	Roadtec Z6 Front	1448600	180/55 ZR 17 M/C (73W) TL	Roadtec Z6	-	-	
			12	1590500	120/70 ZR 17 M/C (58W) TL	Sportec M3	1591000	180/55 ZR 17 M/C (73W) TL	Sportec M3	-	-	
			12	1677300	120/70 ZR 17 M/C (58W) TL	Racetec K3 Front	1677500	180/55 ZR 17 M/C (73W) TL	Racetec K3	-	-	
			10	1869500	120/70 ZR 17 M/C (58W) TL	Racetec Interact K3	1869900	180/55 ZR 17 M/C (73W) TL	Racetec Interact K3	-	-	
			10	1927400	120/70 ZR 17 M/C (58W) TL	Sportec M5 Interact	1927600	180/55 ZR 17 M/C (73W) TL	Sportec M5 Interact	-	-	

Café Racer			12	1448100	120/70 ZR 17 M/C (58W) TL	Roadtec Z6 Front	1448600	180/55 ZR 17 M/C (73W) TL	Roadtec Z6	-	-
			12	1590500	120/70 ZR 17 M/C (58W) TL	Sportec M3	1591000	180/55 ZR 17 M/C (73W) TL	Sportec M3	-	-
			10	1927400	120/70 ZR 17 M/C (58W) TL	Sportec M5 Interact	1927600	180/55 ZR 17 M/C (73W) TL	Sportec M5 Interact	-	-
Roadster			12	1448100	120/70 ZR 17 M/C (58W) TL	Roadtec Z6 Front	1448600	180/55 ZR 17 M/C (73W) TL	Roadtec Z6	-	-
			12	1590500	120/70 ZR 17 M/C (58W) TL	Sportec M3	1591000	180/55 ZR 17 M/C (73W) TL	Sportec M3	-	-
			10	1927400	120/70 ZR 17 M/C (58W) TL	Sportec M5 Interact	1927600	180/55 ZR 17 M/C (73W) TL	Sportec M5 Interact	-	-
Scrambler				1530100	100/90 - 19 M/C 57V TL	Lasertec Front	1533600	150/70 B 17 M/C 69V TL	Lasertec	-	-
Street Scrambler			12	1448100	120/70 ZR 17 M/C (58W) TL	Roadtec Z6 Front	1448600	180/55 ZR 17 M/C (73W) TL	Roadtec Z6	-	-
			12	1590500	120/70 ZR 17 M/C (58W) TL	Sportec M3	1591000	180/55 ZR 17 M/C (73W) TL	Sportec M3	-	-
			10	1927400	120/70 ZR 17 M/C (58W) TL	Sportec M5 Interact	1927600	180/55 ZR 17 M/C (73W) TL	Sportec M5 Interact	-	-
V 1000 Charade			12	1590500	120/70 ZR 17 M/C (58W) TL	Sportec M3	1591000	180/55 ZR 17 M/C (73W) TL	Sportec M3	-	-
			12	1677300	120/70 ZR 17 M/C (58W) TL	Racetec K3 Front	1677500	180/55 ZR 17 M/C (73W) TL	Racetec K3	-	-
			12	1869500	120/70 ZR 17 M/C (58W) TL	Racetec Interact K3	1869900	180/55 ZR 17 M/C (73W) TL	Racetec Interact K3	-	-
			10	1927400	120/70 ZR 17 M/C (58W) TL	Sportec M5 Interact	1927600	180/55 ZR 17 M/C (73W) TL	Sportec M5 Interact	-	-
YAMAHA	Street										
AS 3				0113600	2.75 - 18 48P reinf.	ME 22	1546400	3.00 - 18 M/C 52P reinf.TL	ME 22	1.60	2.00
RD 125 LC	10 W			0113600	2.75 - 18 48P reinf.	ME 22	0113700	3.25 - 18 59P reinf.	ME 22	1.60	2.00
SR 125	10F			0116100	3.00 - 17 50P reinf.	ME 22	0109600	3.50 - 16 58P reinf.	BLOCK C	2.00	2.30
TDR 125	5 AN,DE04			1529800	100/90 - 18 M/C 56H TL	Lasertec Front	1532700	130/80 - 17 M/C 65H TL	Lasertec	1.60	1.80
TDR 125 R				1529800	100/90 - 18 M/C 56H TL	Lasertec Front	1532700	130/80 - 17 M/C 65H TL	Lasertec	1.60	1.80
TZR 125	4 FL		10	1530300	110/70 - 17 M/C 54H TL	Lasertec Front	1840600	140/70 - 17 M/C 66H TL	Lasertec	-	-
YBR 125	RE03; RE04			1546300	2.75 - 18 M/C 48P reinf.TL	ME 22	0787200	90/90 - 18 57P reinf.	ME 22	-	-
YZF-R 125 '08	RE06		10	1529600	100/80 - 17 M/C 52S TL	Lasertec Front	1532500	130/70 - 17 M/C 62S TL	Lasertec	1.75	2.25
RD 200 CW,DX				0113600	2.75 - 18 48P reinf.	ME 22	0114300	3.00 - 18 52P reinf.	ME 22	1.70	2.00
RS 200				0113600	2.75 - 18 48P reinf.	ME 22	0114300	3.00 - 18 52P reinf.	ME 22	1.70	2.00
RD 250, 350 LC	4L1, 4L0		23	0111700	3.25 - 18 52H	ME 11	0130700	4.00 - 18 64S TL	ME 77	2.00	2.30
				1204700	3.00 - 18 M/C 47S TL	ME 77	0130500	3.50 - 18 56S	ME 77	2.00	2.30
RD 250	1 A 2			0111700	3.25 - 18 52H	ME 11	0130500	3.50 - 18 56S	ME 77	2.00	2.30
				1204700	3.00 - 18 M/C 47S TL	ME 77	0130500	3.50 - 18 56S	ME 77	2.00	2.30
TZR 250	2 MA		12	1530300	110/70 - 17 M/C 54H TL	Lasertec Front	1532700	130/80 - 17 M/C 65H TL	Lasertec	2.00	2.30
XS 250	1 U 5			0111700	3.25 - 18 52H	ME 11	0130500	3.50 - 18 56S	ME 77	2.00	2.20
				1204700	3.00 - 18 M/C 47S TL	ME 77	0130500	3.50 - 18 56S	ME 77	2.00	2.20
XS 360	1 U 4			0111700	3.25 - 18 52H	ME 11	0130500	3.50 - 18 56S	ME 77	2.00	2.20
				1204700	3.00 - 18 M/C 47S TL	ME 77	0130500	3.50 - 18 56S	ME 77	2.00	2.20
RD 400	1A3			0111700	3.25 - 18 52H	ME 11	0130500	3.50 - 18 56S	ME 77	2.00	2.30
				1204700	3.00 - 18 M/C 47S TL	ME 77	0130500	3.50 - 18 56S	ME 77	2.00	2.30
XS 400	12 E		23	1204700	3.00 - 18 M/C 47S TL	ME 77	0132000	4.10 - 18 60H TL	ME 77	2.00	2.20
XS 400 SOHC,DOHC				0111700	3.25 - 18 52H	ME 11	0130500	3.50 - 18 56S	ME 77	2.00	2.20
				1204700	3.00 - 18 M/C 47S TL	ME 77	0130500	3.50 - 18 56S	ME 77	2.00	2.20
SR 500	2J 4		23	1530000	100/90 - 19 M/C 57H TL	Lasertec Front	1533900	4.00 - 18 M/C 64V TL	Lasertec	1.80	2.00
			23	1531300	3.25 - 19 M/C 54H TL	Lasertec Front	1533900	4.00 - 18 M/C 64V TL	Lasertec	1.80	2.00
SR 500	48 T		23	0130400	3.50 - 18 56S TT/TL	ME 77 FRONT	0130700	4.00 - 18 64S TL	ME 77	2.50	2.50
XS 500	1 H2		23	1530000	100/90 - 19 M/C 57H TL	Lasertec Front	1532100	120/90 - 18 M/C 65H TL	Lasertec	1.90	2.30
			23	1531300	3.25 - 19 M/C 54H TL	Lasertec Front	1533900	4.00 - 18 M/C 64V TL	Lasertec	1.90	2.30
XJ 550	4 V8		23	1531300	3.25 - 19 M/C 54H TL	Lasertec Front	1532000	120/80 - 18 M/C 62H TL	Lasertec	1.90	2.30
			23	1531300	3.25 - 19 M/C 54H TL	Lasertec Front	1533900	4.00 - 18 M/C 64V TL	Lasertec	1.90	2.30
			23	1530000	100/90 - 19 M/C 57H TL	Lasertec Front	1532000	120/80 - 18 M/C 62H TL	Lasertec	1.90	2.30
XZ 550, S	11 U		23	1531700	90/90 - 18 M/C 51H TL	Lasertec Front	1531900	110/90 - 18 M/C 61H TL	Lasertec	2.10	2.40
FZ 6 (S2) ABS; FZ6 Fazer (S2) ABS	RJ14			1448100	120/70 ZR 17 M/C (58W) TL	Roadtec Z6 Front	1448600	180/55 ZR 17 M/C (73W) TL	Roadtec Z6	2.50	2.90
				1590500	120/70 ZR 17 M/C (58W) TL	Sportec M3	1591000	180/55 ZR 17 M/C (73W) TL	Sportec M3	2.50	2.90
			10	1927400	120/70 ZR 17 M/C (58W) TL	Sportec M5 Interact	1927600	180/55 ZR 17 M/C (73W) TL	Sportec M5 Interact	2.50	2.90
FZ 6 Fazer	RJ 07			1321800	120/70 ZR 17 M/C (58W) TL	SPORTEC M-1	1322000	180/55 ZR 17 M/C (73W) TL	SPORTEC M-1	2.50	2.90
				1590500	120/70 ZR 17 M/C (58W) TL	Sportec M3	1591000	180/55 ZR 17 M/C (73W) TL	Sportec M3	2.50	2.90
				1611000	120/70 ZR 17 M/C (58W) TL	Roadtec Z6 G Front	1448600	180/55 ZR 17 M/C (73W) TL	Roadtec Z6	2.50	2.90
			10	1826800	120/70 ZR 17 M/C (58W) TL	Roadtec Z6 Interact	1827200	180/55 ZR 17 M/C (73W) TL	Roadtec Z6 Interact	2.50	2.90
			10	1927400	120/70 ZR 17 M/C (58W) TL	Sportec M5 Interact	1927600	180/55 ZR 17 M/C (73W) TL	Sportec M5 Interact	2.50	2.90
FZ 6	RJ 07			1321800	120/70 ZR 17 M/C (58W) TL	SPORTEC M-1	1322000	180/55 ZR 17 M/C (73W) TL	SPORTEC M-1	2.50	2.90
				1590500	120/70 ZR 17 M/C (58W) TL	Sportec M3	1591000	180/55 ZR 17 M/C (73W) TL	Sportec M3	2.50	2.90
				1611000	120/70 ZR 17 M/C (58W) TL	Roadtec Z6 G Front	1448600	180/55 ZR 17 M/C (73W) TL	Roadtec Z6	2.50	2.90





MANUFACTURER	TYPE	Footnotes	FRONT TYRE			REAR TYRE			Inflation Pressure (bar)			
			IP-code	Size	Metzeler-Tread Pattern	IP-code	Size	Metzeler-Tread Pattern	Front	Rear		
FZR 600 R	4MH, 4JH		10	1927400	120/70 ZR 17 M/C (58W) TL	Sportec M5 Interact	1927600	180/55 ZR 17 M/C (73W) TL	Sportec M5 Interact	2.50	2.90	
				0947900	120/60 ZR 17 (55W) TL	ME Z4 FRONT	0948300	160/60 ZR 17 (69W) TL	ME Z4	2.30	2.60	
				1448200	120/60 ZR 17 M/C (55W) TL	Roadtec Z6 Front	1448700	160/60 ZR 17 M/C (69W) TL	Roadtec Z6	2.30	2.60	
				1590300	120/60 ZR 17 M/C (55W) TL	Sportec M3	1590800	160/60 ZR 17 M/C (69W) TL	Sportec M3	2.30	2.60	
				0966500	120/70 ZR 17 M/C (58W) TL	ME Z4 B FRONT	0948300	160/60 ZR 17 (69W) TL	ME Z4	2.30	2.60	
FZS 600 Fazer			10	1927100	120/60 ZR 17 M/C (55W) TL	Roadtec Z6 Interact *	1827000	160/60 ZR 17 M/C (69W) TL	Roadtec Z6 Interact	2.30	2.60	
			10	1971200	120/60 ZR 17 M/C (55W) TL	Sportec M5 Interact	1971300	160/60 ZR 17 M/C (69W) TL	Sportec M5 Interact	2.30	2.60	
				1448300	110/70 ZR 17 M/C 54W TL	Roadtec Z6 Front	1448700	160/60 ZR 17 M/C (69W) TL	Roadtec Z6	2.50	2.80	
FZS 600 Fazer 25kW	RJ 02			1590200	110/70 ZR 17 M/C 54W TL	Sportec M3	1590800	160/60 ZR 17 M/C (69W) TL	Sportec M3	2.50	2.80	
				1448300	110/70 ZR 17 M/C 54W TL	Roadtec Z6 Front	1448700	160/60 ZR 17 M/C (69W) TL	Roadtec Z6	2.50	2.80	
				1590200	110/70 ZR 17 M/C 54W TL	Sportec M3	1590800	160/60 ZR 17 M/C (69W) TL	Sportec M3	2.50	2.80	
SRX 600	1XL, 1XM		12	1529800	100/90 - 18 M/C 56H TL	Lasertec Front	1532000	120/80 - 18 M/C 62H TL	Lasertec	1.80	2.50	
XJ 600				0112400	90/90 - 18 51H TL	ME 11	1531900	110/90 - 18 M/C 61H TL	Lasertec	2.30	2.80	
XJ 600, 37 kW	3 KN			0112400	90/90 - 18 51H TL	ME 11	1531900	110/90 - 18 M/C 61H TL	Lasertec	2.30	2.80	
				1531700	90/90 - 18 M/C 51H TL	Lasertec Front	1531900	110/90 - 18 M/C 61H TL	Lasertec	2.30	2.80	
XJ 600 / 37 kW	51 J			0112400	90/90 - 18 51H TL	ME 11	1531900	110/90 - 18 M/C 61H TL	Lasertec	2.30	2.80	
XJ 600 N				1530400	110/80 - 17 M/C 57H TL	Lasertec Front	1533000	130/70 - 18 M/C 63H TL	Lasertec	2.30	2.80	
XJ 600 N 20kW	4 BRB			1530400	110/80 - 17 M/C 57H TL	Lasertec Front	1533000	130/70 - 18 M/C 63H TL	Lasertec	2.30	2.80	
XJ 600 N 37kW	4 BRA			1530400	110/80 - 17 M/C 57H TL	Lasertec Front	1533000	130/70 - 18 M/C 63H TL	Lasertec	2.30	2.80	
XJ 600 S				1530400	110/80 - 17 M/C 57H TL	Lasertec Front	1533000	130/70 - 18 M/C 63H TL	Lasertec	2.30	2.80	
XJ 600 S/N				1530400	110/80 - 17 M/C 57H TL	Lasertec Front	1533000	130/70 - 18 M/C 63H TL	Lasertec	2.00	2.80	
XJ 600 S/N 25,37kW	RJ 01			1530400	110/80 - 17 M/C 57H TL	Lasertec Front	1533000	130/70 - 18 M/C 63H TL	Lasertec	2.00	2.80	
XJ 600 S/N 25kW	4 LX			1530400	110/80 - 17 M/C 57H TL	Lasertec Front	1533000	130/70 - 18 M/C 63H TL	Lasertec	2.30	2.80	
XJ 600 S Diversion				1530400	110/80 - 17 M/C 57H TL	Lasertec Front	1533000	130/70 - 18 M/C 63H TL	Lasertec	2.30	2.80	
XJ 600 S Diversion 20kW	4 BRB			1530400	110/80 - 17 M/C 57H TL	Lasertec Front	1533000	130/70 - 18 M/C 63H TL	Lasertec	2.30	2.80	
XJ 600 S Diversion 37kW	4 BRA			1530400	110/80 - 17 M/C 57H TL	Lasertec Front	1533000	130/70 - 18 M/C 63H TL	Lasertec	2.30	2.80	
XJ6 Diversion ABS	RJ 19			1826800	120/70 ZR 17 M/C (58W) TL	Roadtec Z6 Interact	1827000	160/60 ZR 17 M/C (69W) TL	Roadtec Z6 Interact	2.50	2.90	
XJ6 Diversion F ABS			10	1590500	120/70 ZR 17 M/C (58W) TL	Sportec M3	1590800	160/60 ZR 17 M/C (69W) TL	Sportec M3	2.50	2.90	
				10	1927400	120/70 ZR 17 M/C (58W) TL	Sportec M5 Interact	1971300	160/60 ZR 17 M/C (69W) TL	Sportec M5 Interact	2.50	2.90
				10	1590500	120/70 ZR 17 M/C (58W) TL	Sportec M3	1590800	160/60 ZR 17 M/C (69W) TL	Sportec M3	-	-
				10	1826800	120/70 ZR 17 M/C (58W) TL	Roadtec Z6 Interact	1827000	160/60 ZR 17 M/C (69W) TL	Roadtec Z6 Interact	-	-
				10	1927400	120/70 ZR 17 M/C (58W) TL	Sportec M5 Interact	1971300	160/60 ZR 17 M/C (69W) TL	Sportec M5 Interact	-	-
YZF 600 R Thunder Cat	4 TV			1448200	120/60 ZR 17 M/C (55W) TL	Roadtec Z6 Front	1448700	160/60 ZR 17 M/C (69W) TL	Roadtec Z6	2.50	2.90	
				1590300	120/60 ZR 17 M/C (55W) TL	Sportec M3	1590800	160/60 ZR 17 M/C (69W) TL	Sportec M3	2.50	2.90	
				10	1927100	120/60 ZR 17 M/C (55W) TL	Roadtec Z6 Interact *	1827000	160/60 ZR 17 M/C (69W) TL	Roadtec Z6 Interact	2.50	2.90
				10	1971200	120/60 ZR 17 M/C (55W) TL	Sportec M5 Interact	1971300	160/60 ZR 17 M/C (69W) TL	Sportec M5 Interact	2.50	2.90
				10	1590500	120/70 ZR 17 M/C (58W) TL	Sportec M3	1591000	180/55 ZR 17 M/C (73W) TL	Sportec M3	-	-
YZF-R6				10	1826800	120/70 ZR 17 M/C (58W) TL	Roadtec Z6 Interact	1827200	180/55 ZR 17 M/C (73W) TL	Roadtec Z6 Interact	-	-
				10	1869500	120/70 ZR 17 M/C (58W) TL	Racetec Interact K3	1869900	180/55 ZR 17 M/C (73W) TL	Racetec Interact K3	-	-
				10	1927400	120/70 ZR 17 M/C (58W) TL	Sportec M5 Interact	1927600	180/55 ZR 17 M/C (73W) TL	Sportec M5 Interact	-	-
YZF-R6 (2006)	RJ11			1448100	120/70 ZR 17 M/C (58W) TL	Roadtec Z6 Front	1448600	180/55 ZR 17 M/C (73W) TL	Roadtec Z6	2.50	2.90	
				1677300	120/70 ZR 17 M/C (58W) TL	Racetec K3 Front	1677500	180/55 ZR 17 M/C (73W) TL	Racetec K3	2.50	2.90	
				1826800	120/70 ZR 17 M/C (58W) TL	Roadtec Z6 Interact	1827200	180/55 ZR 17 M/C (73W) TL	Roadtec Z6 Interact	2.50	2.90	
				1869500	120/70 ZR 17 M/C (58W) TL	Racetec Interact K3	1869900	180/55 ZR 17 M/C (73W) TL	Racetec Interact K3	2.50	2.90	
				10	1707200	120/70 ZR 17 M/C (58W) TL	Sportec M3 C	1707300	180/55 ZR 17 M/C (73W) TL	Sportec M3 C	2.50	2.90
YZF-R6 (S)	RJ09 / 095			10	1927400	120/70 ZR 17 M/C (58W) TL	Sportec M5 Interact	1927600	180/55 ZR 17 M/C (73W) TL	Sportec M5 Interact	2.50	2.90
					1321800	120/70 ZR 17 M/C (58W) TL	SPORTEC M-1	1322000	180/55 ZR 17 M/C (73W) TL	SPORTEC M-1	2.50	2.90
					1448100	120/70 ZR 17 M/C (58W) TL	Roadtec Z6 Front	1448600	180/55 ZR 17 M/C (73W) TL	Roadtec Z6	2.50	2.90
					1448100	120/70 ZR 17 M/C (58W) TL	Roadtec Z6 Front	1827200	180/55 ZR 17 M/C (73W) TL	Roadtec Z6 Interact	2.50	2.90
					1590500	120/70 ZR 17 M/C (58W) TL	Sportec M3	1591000	180/55 ZR 17 M/C (73W) TL	Sportec M3	2.50	2.90
					1826800	120/70 ZR 17 M/C (58W) TL	Roadtec Z6 Interact	1448600	180/55 ZR 17 M/C (73W) TL	Roadtec Z6	2.50	2.90
					1826800	120/70 ZR 17 M/C (58W) TL	Roadtec Z6 Interact	1827200	180/55 ZR 17 M/C (73W) TL	Roadtec Z6 Interact	2.50	2.90

				1869500	120/70 ZR 17 M/C (58W) TL	Racetec Interact K3	1869900	180/55 ZR 17 M/C (73W) TL	Racetec Interact K3	2.50	2.90
			10	1677300	120/70 ZR 17 M/C (58W) TL	Racetec K3 Front	1677500	180/55 ZR 17 M/C (73W) TL	Racetec K3	2.50	2.90
			10	1927400	120/70 ZR 17 M/C (58W) TL	Sportec M5 Interact	1927600	180/55 ZR 17 M/C (73W) TL	Sportec M5 Interact	2.50	2.90
YZF-R6	RJ03			0947900	120/60 ZR 17 (55W) TL	ME Z4 FRONT	0966600	180/55 ZR 17 (73W) TL	ME Z4 A	2.50	2.90
				1448200	120/60 ZR 17 M/C (55W) TL	Roadtec Z6 Front	1448600	180/55 ZR 17 M/C (73W) TL	Roadtec Z6	2.50	2.90
				1590300	120/60 ZR 17 M/C (55W) TL	Sportec M3	1591000	180/55 ZR 17 M/C (73W) TL	Sportec M3	2.50	2.90
			10	1927100	120/60 ZR 17 M/C (55W) TL	Roadtec Z6 Interact *	1827200	180/55 ZR 17 M/C (73W) TL	Roadtec Z6 Interact	2.50	2.90
			10	1971200	120/60 ZR 17 M/C (55W) TL	Sportec M5 Interact	1927600	180/55 ZR 17 M/C (73W) TL	Sportec M5 Interact	2.50	2.90
YZF-R6	RJ05			1448200	120/60 ZR 17 M/C (55W) TL	Roadtec Z6 Front	1448600	180/55 ZR 17 M/C (73W) TL	Roadtec Z6	2.50	2.90
				1590300	120/60 ZR 17 M/C (55W) TL	Sportec M3	1591000	180/55 ZR 17 M/C (73W) TL	Sportec M3	2.50	2.90
				1321800	120/70 ZR 17 M/C (58W) TL	SPORTEC M-1	1322000	180/55 ZR 17 M/C (73W) TL	SPORTEC M-1	2.50	2.90
				1869500	120/70 ZR 17 M/C (58W) TL	Racetec Interact K3	1869900	180/55 ZR 17 M/C (73W) TL	Racetec Interact K3	2.50	2.90
			10	1927100	120/60 ZR 17 M/C (55W) TL	Roadtec Z6 Interact *	1827200	180/55 ZR 17 M/C (73W) TL	Roadtec Z6 Interact	2.50	2.90
			10	1927400	120/70 ZR 17 M/C (58W) TL	Sportec M5 Interact	1927600	180/55 ZR 17 M/C (73W) TL	Sportec M5 Interact	2.50	2.60
			10	1971200	120/60 ZR 17 M/C (55W) TL	Sportec M5 Interact	1927600	180/55 ZR 17 M/C (73W) TL	Sportec M5 Interact	2.50	2.90
YZF-R6	RJ09 / 091			1448200	120/60 ZR 17 M/C (55W) TL	Roadtec Z6 Front	1448600	180/55 ZR 17 M/C (73W) TL	Roadtec Z6	2.50	2.90
				1590300	120/60 ZR 17 M/C (55W) TL	Sportec M3	1591000	180/55 ZR 17 M/C (73W) TL	Sportec M3	2.50	2.90
			10	1927100	120/60 ZR 17 M/C (55W) TL	Roadtec Z6 Interact *	1827200	180/55 ZR 17 M/C (73W) TL	Roadtec Z6 Interact	2.50	2.90
			10	1927400	120/70 ZR 17 M/C (58W) TL	Sportec M5 Interact	1927600	180/55 ZR 17 M/C (73W) TL	Sportec M5 Interact	2.50	2.90
			10	1971200	120/60 ZR 17 M/C (55W) TL	Sportec M5 Interact	1927600	180/55 ZR 17 M/C (73W) TL	Sportec M5 Interact	2.50	2.90
YZF-R6	RJ15			1590500	120/70 ZR 17 M/C (58W) TL	Sportec M3	1591000	180/55 ZR 17 M/C (73W) TL	Sportec M3	2.50	2.90
				1677300	120/70 ZR 17 M/C (58W) TL	Racetec K3 Front	1677500	180/55 ZR 17 M/C (73W) TL	Racetec K3	2.50	2.90
				1826800	120/70 ZR 17 M/C (58W) TL	Roadtec Z6 Interact	1827300	180/55 ZR 17 M/C (73W) TL	Roadtec Z6 Interact C	2.50	2.90
				1869500	120/70 ZR 17 M/C (58W) TL	Racetec Interact K3	1869900	180/55 ZR 17 M/C (73W) TL	Racetec Interact K3	2.50	2.90
			10	1927400	120/70 ZR 17 M/C (58W) TL	Sportec M5 Interact	1927600	180/55 ZR 17 M/C (73W) TL	Sportec M5 Interact	2.50	2.90
XJ 650	4K0		23	1530000	100/90 - 19 M/C 57H TL	Lasertec Front	1532100	120/90 - 18 M/C 65H TL	Lasertec	2.00	2.20
			23	1531300	3.25 - 19 M/C 54H TL	Lasertec Front	1532100	120/90 - 18 M/C 65H TL	Lasertec	2.00	2.20
			23	1531300	3.25 - 19 M/C 54H TL	Lasertec Front	1533900	4.00 - 18 M/C 64V TL	Lasertec	2.00	2.20
XJ 650 Turbo	11 T		23	1531400	3.25 - 19 M/C 54V TL	Lasertec Front	1532200	120/90 - 18 M/C 65V TL	Lasertec	2.30	2.80
XS 650	447			1530000	100/90 - 19 M/C 57H TL	Lasertec Front	1532100	120/90 - 18 M/C 65H TL	Lasertec	1.90	2.30
			23	1531300	3.25 - 19 M/C 54H TL	Lasertec Front	1533900	4.00 - 18 M/C 64V TL	Lasertec	1.90	2.30
MT-03	RM02			1448100	120/70 ZR 17 M/C (58W) TL	Roadtec Z6 Front	1448700	160/60 ZR 17 M/C (69W) TL	Roadtec Z6	2.30	2.50
				1590500	120/70 ZR 17 M/C (58W) TL	Sportec M3	1590800	160/60 ZR 17 M/C (69W) TL	Sportec M3	2.30	2.50
				1826800	120/70 ZR 17 M/C (58W) TL	Roadtec Z6 Interact	1827000	160/60 ZR 17 M/C (69W) TL	Roadtec Z6 Interact	2.30	2.50
			10	1927400	120/70 ZR 17 M/C (58W) TL	Sportec M5 Interact	1971300	160/60 ZR 17 M/C (69W) TL	Sportec M5 Interact	2.30	2.50
SZR 660				0562500	110/70 ZR 17 54W TL	ME Z1 FRONT Racing#	0561800	150/60 ZR 17 66W TL	ME Z1 Racing#	2.20	2.60
				0792000	110/70 ZR 17 54W TL	ME Z1 FRONT#	0561700	150/60 ZR 17 66W TL	ME Z1#	2.20	2.60
SZR 660	4SU			1590200	110/70 ZR 17 M/C 54W TL	Sportec M3	1590700	150/60 ZR 17 M/C 66W TL	Sportec M3	2.50	2.90
XT 660 X Supermotard '04	DM01		23	1707200	120/70 ZR 17 M/C (58W) TL	Sportec M3 C	1590800	160/60 ZR 17 M/C (69W) TL	Sportec M3	2.20	2.30
			10	1826800	120/70 ZR 17 M/C (58W) TL	Roadtec Z6 Interact	1827000	160/60 ZR 17 M/C (69W) TL	Roadtec Z6 Interact	2.20	2.30
			10	1927400	120/70 ZR 17 M/C (58W) TL	Sportec M5 Interact	1971300	160/60 ZR 17 M/C (69W) TL	Sportec M5 Interact	2.20	2.30
FZ 750	1FN			1531100	120/80 VB 16 M/C (60V) TL	Lasertec Front	1533100	130/80 V 18 M/C (66V) TL	Lasertec	2.50	2.90
FZ 750	2 KK			1531100	120/80 VB 16 M/C (60V) TL	Lasertec Front	1533100	130/80 V 18 M/C (66V) TL	Lasertec	2.50	2.90
FZR 750 R	3 CU			1826800	120/70 ZR 17 M/C (58W) TL	Roadtec Z6 Interact	1448900	160/60 ZR 18 M/C (70W) TL	Roadtec Z6	2.50	2.90
			12	1448100	120/70 ZR 17 M/C (58W) TL	Roadtec Z6 Front	1448900	160/60 ZR 18 M/C (70W) TL	Roadtec Z6	2.50	2.90
			10	1826800	120/70 ZR 17 M/C (58W) TL	Roadtec Z6 Interact	1926800	160/60 ZR 18 M/C (70W) TL	Roadtec Z6 Interact	2.50	2.90
FZR 750 R	3 PJ			1590500	120/70 ZR 17 M/C (58W) TL	Sportec M3	1590900	170/60 ZR 17 M/C (72W) TL	Sportec M3	2.30	2.30
			10	1927400	120/70 ZR 17 M/C (58W) TL	Sportec M5 Interact	1927600	180/55 ZR 17 M/C (73W) TL	Sportec M5 Interact	2.30	2.30
FZX 750	2JE; 4AM			1530200	110/90 - 16 M/C 59V TL	Lasertec Front	1125000	150/80 B 15 M/C 70V TL	ME 880 MARATHON	2.30	2.90
XJ 750, Seca	11 M		23	1531300	3.25 - 19 M/C 54H TL	Lasertec Front	1532100	120/90 - 18 M/C 65H TL	Lasertec	2.10	2.40
XJ 750	41 Y			1534500	100/90 V 18 M/C (56V) TL	Lasertec Front	1532200	120/90 - 18 M/C 65V TL	Lasertec	2.90	2.90
XS 750	1 T5		23	1531300	3.25 - 19 M/C 54H TL	Lasertec Front	1533900	4.00 - 18 M/C 64V TL	Lasertec	1.80	2.00
YZF 750 R	4 HN			1321800	120/70 ZR 17 M/C (58W) TL	SPORTEC M-1	1322000	180/55 ZR 17 M/C (73W) TL	SPORTEC M-1	2.50	2.90
				1448100	120/70 ZR 17 M/C (58W) TL	Roadtec Z6 Front	1448600	180/55 ZR 17 M/C (73W) TL	Roadtec Z6	2.50	2.90
				1590500	120/70 ZR 17 M/C (58W) TL	Sportec M3	1591000	180/55 ZR 17 M/C (73W) TL	Sportec M3	2.50	2.90
				1677300	120/70 ZR 17 M/C (58W) TL	Racetec K3 Front	1677500	180/55 ZR 17 M/C (73W) TL	Racetec K3	2.50	2.90
				1826800	120/70 ZR 17 M/C (58W) TL	Roadtec Z6 Interact	1827200	180/55 ZR 17 M/C (73W) TL	Roadtec Z6 Interact	2.50	2.90
			10	1869500	120/70 ZR 17 M/C (58W) TL	Racetec Interact K3	1869900	180/55 ZR 17 M/C (73W) TL	Racetec Interact K3	2.50	2.90
			10	1927400	120/70 ZR 17 M/C (58W) TL	Sportec M5 Interact	1927600	180/55 ZR 17 M/C (73W) TL	Sportec M5 Interact	2.50	2.90





MANUFACTURER	TYPE	Footnotes	FRONT TYRE			REAR TYRE			Inflation Pressure (bar)	
			IP-code	Size	Metzeler-Tread Pattern	IP-code	Size	Metzeler-Tread Pattern	Front	Rear
YZF 750 SP	4 HT		1321800	120/70 ZR 17 M/C (58W) TL	SPORTEC M-1	1322000	180/55 ZR 17 M/C (73W) TL	SPORTEC M-1	2.50	2.90
			1448100	120/70 ZR 17 M/C (58W) TL	Roadtec Z6 Front	1448600	180/55 ZR 17 M/C (73W) TL	Roadtec Z6	2.50	2.90
			1590500	120/70 ZR 17 M/C (58W) TL	Sportec M3	1591000	180/55 ZR 17 M/C (73W) TL	Sportec M3	2.50	2.90
			1677300	120/70 ZR 17 M/C (58W) TL	Racetec K3 Front	1677500	180/55 ZR 17 M/C (73W) TL	Racetec K3	2.50	2.90
			1826800	120/70 ZR 17 M/C (58W) TL	Roadtec Z6 Interact	1827200	180/55 ZR 17 M/C (73W) TL	Roadtec Z6 Interact	2.50	2.90
			1869500	120/70 ZR 17 M/C (58W) TL	Racetec Interact K3	1869900	180/55 ZR 17 M/C (73W) TL	Racetec Interact K3	2.50	2.90
YZF-R7	RM01	10	1927400	120/70 ZR 17 M/C (58W) TL	Sportec M5 Interact	1927600	180/55 ZR 17 M/C (73W) TL	Sportec M5 Interact	2.50	2.90
			1321800	120/70 ZR 17 M/C (58W) TL	SPORTEC M-1	1322000	180/55 ZR 17 M/C (73W) TL	SPORTEC M-1	2.50	2.90
			1590500	120/70 ZR 17 M/C (58W) TL	Sportec M3	1591000	180/55 ZR 17 M/C (73W) TL	Sportec M3	2.50	2.90
		10	1677300	120/70 ZR 17 M/C (58W) TL	Racetec K3 Front	1677500	180/55 ZR 17 M/C (73W) TL	Racetec K3	2.50	2.90
		10	1869500	120/70 ZR 17 M/C (58W) TL	Racetec Interact K3	1869900	180/55 ZR 17 M/C (73W) TL	Racetec Interact K3	2.50	2.90
TDM 850	3 VD	10	1927400	120/70 ZR 17 M/C (58W) TL	Sportec M5 Interact	1927600	180/55 ZR 17 M/C (73W) TL	Sportec M5 Interact	2.50	2.90
			0947800	110/80 ZR 18 (58W) TL	ME Z4 FRONT	0948000	150/70 ZR 17 (69W) TL	ME Z4	2.20	2.60
			1530500	110/80 - 18 M/C 58H TL	Lasertec Front	1533500	150/70 - 17 M/C 69H TL	Lasertec	2.20	2.60
		10	1927200	110/80 ZR 18 M/C (58W) TL	Roadtec Z6 Interact	1926900	150/70 ZR 17 M/C (69W) TL	Roadtec Z6 Interact	2.20	2.60
TDM 850	4 TX		0947800	110/80 ZR 18 (58W) TL	ME Z4 FRONT	0948000	150/70 ZR 17 (69W) TL	ME Z4	2.25	2.75
			1448500	110/80 ZR 18 M/C (58W) TL	Roadtec Z6 Front	1448800	150/70 ZR 17 M/C (69W) TL	Roadtec Z6	2.25	2.75
		10	1927200	110/80 ZR 18 M/C (58W) TL	Roadtec Z6 Interact	1926900	150/70 ZR 17 M/C (69W) TL	Roadtec Z6 Interact	2.25	2.75
TRX 850	4 UN		0947900	120/60 ZR 17 (55W) TL	ME Z4 FRONT	0948300	160/60 ZR 17 (69W) TL	ME Z4	2.50	2.90
			1448200	120/60 ZR 17 M/C (55W) TL	Roadtec Z6 Front	1448700	160/60 ZR 17 M/C (69W) TL	Roadtec Z6	2.50	2.90
			1590300	120/60 ZR 17 M/C (55W) TL	Sportec M3	1590800	160/60 ZR 17 M/C (69W) TL	Sportec M3	2.50	2.90
		10	1927100	120/60 ZR 17 M/C (55W) TL	Roadtec Z6 Interact *	1827200	180/55 ZR 17 M/C (73W) TL	Roadtec Z6 Interact	2.50	2.90
		10	1971200	120/60 ZR 17 M/C (55W) TL	Sportec M5 Interact	1971300	160/60 ZR 17 M/C (69W) TL	Sportec M5 Interact	2.50	2.90
XS 850	4,00E+02	23	1531300	3.25 - 19 M/C 54H TL	Lasertec Front	1533900	4.00 - 18 M/C 64V TL	Lasertec	1.80	2.00
			1445200	120/70 ZR 18 M/C (59W) TL	ME Z4 FRONT	0948300	160/60 ZR 17 (69W) TL	ME Z4	2.50	2.90
TDM 900 '04	RN11/RN18		1448400	120/70 ZR 18 M/C (59W) TL	Roadtec Z6 Front	1448700	160/60 ZR 17 M/C (69W) TL	Roadtec Z6	2.50	2.90
		10	1927000	120/70 ZR 18 M/C (59W) TL	Roadtec Z6 Interact *	1827000	160/60 ZR 17 M/C (69W) TL	Roadtec Z6 Interact	2.50	2.90
			1445200	120/70 ZR 18 M/C (59W) TL	ME Z4 FRONT	0948300	160/60 ZR 17 (69W) TL	ME Z4	2.50	2.90
TDM 900	RN 08		1448400	120/70 ZR 18 M/C (59W) TL	Roadtec Z6 Front	1448700	160/60 ZR 17 M/C (69W) TL	Roadtec Z6	2.50	2.90
		10	1927000	120/70 ZR 18 M/C (59W) TL	Roadtec Z6 Interact *	1827000	160/60 ZR 17 M/C (69W) TL	Roadtec Z6 Interact	2.50	2.90
			1534500	100/90 V 18 M/C (56V) TL	Lasertec Front	1532200	120/90 - 18 M/C 65V TL	Lasertec	2.50	2.90
			1534500	100/90 V 18 M/C (56V) TL	Lasertec Front	1532200	120/90 - 18 M/C 65V TL	Lasertec	2.40	2.90
XJ 900	31 A		1534500	100/90 V 18 M/C (56V) TL	Lasertec Front	1532200	120/90 - 18 M/C 65V TL	Lasertec	2.40	2.90
XJ 900	4 BB		1534500	100/90 V 18 M/C (56V) TL	Lasertec Front	1532200	120/90 - 18 M/C 65V TL	Lasertec	2.40	2.90
XJ 900	58L		1534500	100/90 V 18 M/C (56V) TL	Lasertec Front	1532200	120/90 - 18 M/C 65V TL	Lasertec	2.40	2.90
XJ 900 S Diversion	4 KM		0966500	120/70 ZR 17 M/C (58W) TL	ME Z4 B FRONT	0948000	150/70 ZR 17 (69W) TL	ME Z4	2.50	2.90
			0966500	120/70 ZR 17 M/C (58W) TL	ME Z4 B FRONT	1448800	150/70 ZR 17 M/C (69W) TL	Roadtec Z6	2.50	2.90
			1448100	120/70 ZR 17 M/C (58W) TL	Roadtec Z6 Front	1448800	150/70 ZR 17 M/C (69W) TL	Roadtec Z6	2.50	2.90
			1531200	120/70 - 17 M/C 58V TL	Lasertec Front	1533600	150/70 B 17 M/C 69V TL	Lasertec	2.50	2.90
		10	1826800	120/70 ZR 17 M/C (58W) TL	Roadtec Z6 Interact	1926900	150/70 ZR 17 M/C (69W) TL	Roadtec Z6 Interact	2.50	2.90
FZ1, Fazer	RN16		1700400	120/70 ZR 17 M/C (58W) TL	SPORTEC M3 L	1700500	190/50 ZR 17 M/C (73W) TL	SPORTEC M3 L	2.50	2.90
		10	1826800	120/70 ZR 17 M/C (58W) TL	Roadtec Z6 Interact	1868300	190/50 ZR 17 M/C (73W) TL	Roadtec Z6 Interact	2.50	2.90
		10	1927400	120/70 ZR 17 M/C (58W) TL	Sportec M5 Interact	1948500	190/50 ZR 17 M/C (73W) TL	Sportec M5 Interact	2.50	2.90
		10	1590500	120/70 ZR 17 M/C (58W) TL	Sportec M3	1591100	190/50 ZR 17 M/C (73W) TL	Sportec M3	-	-
FZ1 ABS; FZ1 Fazer ABS		10	1826800	120/70 ZR 17 M/C (58W) TL	Roadtec Z6 Interact	1868300	190/50 ZR 17 M/C (73W) TL	Roadtec Z6 Interact	-	-
		10	1927400	120/70 ZR 17 M/C (58W) TL	Sportec M5 Interact	1948500	190/50 ZR 17 M/C (73W) TL	Sportec M5 Interact	-	-
		10	1590500	120/70 ZR 17 M/C (58W) TL	Sportec M3	1591100	190/50 ZR 17 M/C (73W) TL	Sportec M3	-	-
FZR 1000			0966500	120/70 ZR 17 M/C (58W) TL	ME Z4 B FRONT	0893600	170/60 ZR 17 M/C (72W) TL	ME Z4	2.40	2.60
			0966500	120/70 ZR 17 M/C (58W) TL	ME Z4 B FRONT	0893600	170/60 ZR 17 M/C (72W) TL	ME Z4	2.40	2.60
			0966500	120/70 ZR 17 M/C (58W) TL	ME Z4 B FRONT	0894800	180/55 ZR 17 M/C (73W) TL	ME Z4	2.50	2.90
			0966500	120/70 ZR 17 M/C (58W) TL	ME Z4 B FRONT	0894800	180/55 ZR 17 M/C (73W) TL	ME Z4	2.40	2.60
			1321800	120/70 ZR 17 M/C (58W) TL	SPORTEC M-1	1322000	180/55 ZR 17 M/C (73W) TL	SPORTEC M-1	2.40	2.60
			1321800	120/70 ZR 17 M/C (58W) TL	SPORTEC M-1	1322000	180/55 ZR 17 M/C (73W) TL	SPORTEC M-1	2.40	2.60
			1448100	120/70 ZR 17 M/C (58W) TL	Roadtec Z6 Front	1448600	180/55 ZR 17 M/C (73W) TL	Roadtec Z6	2.40	2.60
			1448100	120/70 ZR 17 M/C (58W) TL	Roadtec Z6 Front	1448600	180/55 ZR 17 M/C (73W) TL	Roadtec Z6	2.40	2.60
			1448100	120/70 ZR 17 M/C (58W) TL	Roadtec Z6 Front	1827100	170/60 ZR 17 M/C (72W) TL	Roadtec Z6 Interact	2.40	2.60
			1448100	120/70 ZR 17 M/C (58W) TL	Roadtec Z6 Front	1827100	170/60 ZR 17 M/C (72W) TL	Roadtec Z6 Interact	2.40	2.60

				1448100	120/70 ZR 17 M/C (58W) TL	Roadtec Z6 Front	1827100	170/60 ZR 17 M/C (72W) TL	Roadtec Z6 Interact	2.40	2.60	
				1448100	120/70 ZR 17 M/C (58W) TL	Roadtec Z6 Front	1827200	180/55 ZR 17 M/C (73W) TL	Roadtec Z6 Interact	2.40	2.60	
				1448100	120/70 ZR 17 M/C (58W) TL	Roadtec Z6 Front	1827200	180/55 ZR 17 M/C (73W) TL	Roadtec Z6 Interact	2.40	2.60	
				1590500	120/70 ZR 17 M/C (58W) TL	Sportec M3	1591000	180/55 ZR 17 M/C (73W) TL	Sportec M3	2.40	2.60	
				1590500	120/70 ZR 17 M/C (58W) TL	Sportec M3	1591000	180/55 ZR 17 M/C (73W) TL	Sportec M3	2.40	2.60	
				1826800	120/70 ZR 17 M/C (58W) TL	Roadtec Z6 Interact	1448600	180/55 ZR 17 M/C (73W) TL	Roadtec Z6	2.40	2.60	
				1826800	120/70 ZR 17 M/C (58W) TL	Roadtec Z6 Interact	1448600	180/55 ZR 17 M/C (73W) TL	Roadtec Z6	2.40	2.60	
				1826800	120/70 ZR 17 M/C (58W) TL	Roadtec Z6 Interact	1827100	170/60 ZR 17 M/C (72W) TL	Roadtec Z6 Interact	2.40	2.60	
				1826800	120/70 ZR 17 M/C (58W) TL	Roadtec Z6 Interact	1827100	170/60 ZR 17 M/C (72W) TL	Roadtec Z6 Interact	2.40	2.60	
				1826800	120/70 ZR 17 M/C (58W) TL	Roadtec Z6 Interact	1827200	180/55 ZR 17 M/C (73W) TL	Roadtec Z6 Interact	2.40	2.60	
				1826800	120/70 ZR 17 M/C (58W) TL	Roadtec Z6 Interact	1827200	180/55 ZR 17 M/C (73W) TL	Roadtec Z6 Interact	2.40	2.60	
			10	1869500	120/70 ZR 17 M/C (58W) TL	Racetec Interact K3	1869900	180/55 ZR 17 M/C (73W) TL	Racetec Interact K3	2.40	2.60	
				10	1869500	120/70 ZR 17 M/C (58W) TL	Racetec Interact K3	1869900	180/55 ZR 17 M/C (73W) TL	Racetec Interact K3	2.40	2.60
			10	1927400	120/70 ZR 17 M/C (58W) TL	Sportec M5 Interact	1927600	180/55 ZR 17 M/C (73W) TL	Sportec M5 Interact	2.40	2.60	
			10	1927400	120/70 ZR 17 M/C (58W) TL	Sportec M5 Interact	1927600	180/55 ZR 17 M/C (73W) TL	Sportec M5 Interact	2.40	2.60	
FZR 1000	2 LA			0894900	120/70 ZR 17 M/C (58W) TL	ME Z4 FRONT	0948100	160/60 ZR 18 M/C (70W) TL	ME Z4	2.50	2.90	
				1448100	120/70 ZR 17 M/C (58W) TL	Roadtec Z6 Front	1448900	160/60 ZR 18 M/C (70W) TL	Roadtec Z6	2.50	2.90	
FZS 1000 Fazer	RN06		10	1826800	120/70 ZR 17 M/C (58W) TL	Roadtec Z6 Interact	1926800	160/60 ZR 18 M/C (70W) TL	Roadtec Z6 Interact	2.50	2.90	
				1304400	120/70 ZR 17 M/C (58W) TL	ME Z4 Y Front	1304500	180/55 ZR 17 M/C (73W) TL	ME Z4 Y	2.50	2.90	
				1590500	120/70 ZR 17 M/C (58W) TL	Sportec M3	1591000	180/55 ZR 17 M/C (73W) TL	Sportec M3	2.50	2.90	
				1611000	120/70 ZR 17 M/C (58W) TL	Roadtec Z6 G Front	1827200	180/55 ZR 17 M/C (73W) TL	Roadtec Z6 Interact	2.50	2.90	
				1677300	120/70 ZR 17 M/C (58W) TL	Racetec K3 Front	1677500	180/55 ZR 17 M/C (73W) TL	Racetec K3	2.50	2.90	
				1826900	120/70 ZR 17 M/C (58W) TL	Roadtec Z6 Interact G	1448600	180/55 ZR 17 M/C (73W) TL	Roadtec Z6	2.50	2.90	
				1826900	120/70 ZR 17 M/C (58W) TL	Roadtec Z6 Interact G	1827200	180/55 ZR 17 M/C (73W) TL	Roadtec Z6 Interact	2.50	2.90	
			10	1869500	120/70 ZR 17 M/C (58W) TL	Racetec Interact K3	1869900	180/55 ZR 17 M/C (73W) TL	Racetec Interact K3	2.50	2.90	
			10	1927400	120/70 ZR 17 M/C (58W) TL	Sportec M5 Interact	1927600	180/55 ZR 17 M/C (73W) TL	Sportec M5 Interact	2.50	2.90	
FZS 1000 Fazer	RN14			1304400	120/70 ZR 17 M/C (58W) TL	ME Z4 Y Front	1304500	180/55 ZR 17 M/C (73W) TL	ME Z4 Y	2.50	2.90	
				1590500	120/70 ZR 17 M/C (58W) TL	Sportec M3	1591000	180/55 ZR 17 M/C (73W) TL	Sportec M3	2.50	2.90	
				1611000	120/70 ZR 17 M/C (58W) TL	Roadtec Z6 G Front	1827200	180/55 ZR 17 M/C (73W) TL	Roadtec Z6 Interact	2.50	2.90	
				1677300	120/70 ZR 17 M/C (58W) TL	Racetec K3 Front	1677500	180/55 ZR 17 M/C (73W) TL	Racetec K3	2.50	2.90	
				1826900	120/70 ZR 17 M/C (58W) TL	Roadtec Z6 Interact G	1448600	180/55 ZR 17 M/C (73W) TL	Roadtec Z6	2.50	2.90	
				1826900	120/70 ZR 17 M/C (58W) TL	Roadtec Z6 Interact G	1827200	180/55 ZR 17 M/C (73W) TL	Roadtec Z6 Interact	2.50	2.90	
			10	1869500	120/70 ZR 17 M/C (58W) TL	Racetec Interact K3	1869900	180/55 ZR 17 M/C (73W) TL	Racetec Interact K3	2.50	2.90	
			10	1927400	120/70 ZR 17 M/C (58W) TL	Sportec M5 Interact	1927600	180/55 ZR 17 M/C (73W) TL	Sportec M5 Interact	2.50	2.90	
GTS 1000 / A	4 BH			0894900	120/70 ZR 17 M/C (58W) TL	ME Z4 FRONT	0893600	170/60 ZR 17 M/C (72W) TL	ME Z4	2.50	2.60	
				0966500	120/70 ZR 17 M/C (58W) TL	ME Z4 B FRONT	0893600	170/60 ZR 17 M/C (72W) TL	ME Z4	2.50	2.60	
				1826800	120/70 ZR 17 M/C (58W) TL	Roadtec Z6 Interact	1449100	170/60 ZR 17 M/C (72W) TL	Roadtec Z6	2.50	2.90	
				1826800	120/70 ZR 17 M/C (58W) TL	Roadtec Z6 Interact	1827100	170/60 ZR 17 M/C (72W) TL	Roadtec Z6 Interact	2.50	2.60	
				1826800	120/70 ZR 17 M/C (58W) TL	Roadtec Z6 Front	1449100	170/60 ZR 17 M/C (72W) TL	Roadtec Z6	2.50	2.60	
			12	1448100	120/70 ZR 17 M/C (58W) TL	Roadtec Z6 Front	1449100	170/60 ZR 17 M/C (72W) TL	Roadtec Z6	2.50	2.60	
			10	1826800	120/70 ZR 17 M/C (58W) TL	Roadtec Z6 Interact	1827200	180/55 ZR 17 M/C (73W) TL	Roadtec Z6 Interact	2.50	2.90	
XV 1000	TR 1; 5A8		23	1531300	3.25 - 19 M/C 54H TL	Lasertec Front	1532100	120/90 - 18 M/C 65H TL	Lasertec	2.00	2.50	
YZF 1000 R Thunder Ace	4 VD			0894900	120/70 ZR 17 M/C (58W) TL	ME Z4 FRONT	0894800	180/55 ZR 17 M/C (73W) TL	ME Z4	2.50	2.90	
				1321800	120/70 ZR 17 M/C (58W) TL	SPORTEC M-1	1322000	180/55 ZR 17 M/C (73W) TL	SPORTEC M-1	2.50	2.90	
				1448100	120/70 ZR 17 M/C (58W) TL	Roadtec Z6 Front	1448600	180/55 ZR 17 M/C (73W) TL	Roadtec Z6	2.50	2.90	
				1590500	120/70 ZR 17 M/C (58W) TL	Sportec M3	1591000	180/55 ZR 17 M/C (73W) TL	Sportec M3	2.50	2.90	
				1826800	120/70 ZR 17 M/C (58W) TL	Roadtec Z6 Interact	1827200	180/55 ZR 17 M/C (73W) TL	Roadtec Z6 Interact	2.50	2.90	
			10	1927400	120/70 ZR 17 M/C (58W) TL	Sportec M5 Interact	1927600	180/55 ZR 17 M/C (73W) TL	Sportec M5 Interact	2.50	2.90	
YZF-R1				0894900	120/70 ZR 17 M/C (58W) TL	ME Z4 FRONT	0948400	190/50 ZR 17 (73W) TL	ME Z4	2.50	2.90	
				1321800	120/70 ZR 17 M/C (58W) TL	SPORTEC M-1	1321900	190/50 ZR 17 M/C (73W) TL	SPORTEC M-1	2.50	2.90	
				1448100	120/70 ZR 17 M/C (58W) TL	Roadtec Z6 Front	1449000	190/50 ZR 17 M/C (73W) TL	Roadtec Z6	2.50	2.90	
				1590500	120/70 ZR 17 M/C (58W) TL	Sportec M3	1591100	190/50 ZR 17 M/C (73W) TL	Sportec M3	2.50	2.90	
				1677300	120/70 ZR 17 M/C (58W) TL	Racetec K3 Front	1677600	190/50 ZR 17 M/C (73W) TL	Racetec K3	2.50	2.90	
				1869500	120/70 ZR 17 M/C (58W) TL	Racetec Interact K3	1870400	190/50 ZR 17 M/C (73W) TL	Racetec Interact K3	2.50	2.90	
				1321800	120/70 ZR 17 M/C (58W) TL	SPORTEC M-1	1322000	180/55 ZR 17 M/C (73W) TL	SPORTEC M-1	2.50	2.90	
			10	1826800	120/70 ZR 17 M/C (58W) TL	Roadtec Z6 Interact	1868300	190/50 ZR 17 M/C (73W) TL	Roadtec Z6 Interact	2.50	2.90	
			10	1869500	120/70 ZR 17 M/C (58W) TL	Racetec Interact K3	1869900	180/55 ZR 17 M/C (73W) TL	Racetec Interact K3	2.50	2.90	
			10	1927400	120/70 ZR 17 M/C (58W) TL	Sportec M5 Interact	1927600	180/55 ZR 17 M/C (73W) TL	Sportec M5 Interact	2.50	2.90	
			10	1927400	120/70 ZR 17 M/C (58W) TL	Sportec M5 Interact	1948500	190/50 ZR 17 M/C (73W) TL	Sportec M5 Interact	2.50	2.90	
YZF-R1 (2007)	RN19			1590500	120/70 ZR 17 M/C (58W) TL	Sportec M3	1591100	190/50 ZR 17 M/C (73W) TL	Sportec M3	2.50	2.90	



MANUFACTURER	TYPE	Footnotes	FRONT TYRE			REAR TYRE			Inflation Pressure (bar)	
			IP-code	Size	Metzeler-Tread Pattern	IP-code	Size	Metzeler-Tread Pattern	Front	Rear
			1677300	120/70 ZR 17 M/C (58W) TL	Racetec K3 Front	1677600	190/50 ZR 17 M/C (73W) TL	Racetec K3	2.50	2.90
			1869500	120/70 ZR 17 M/C (58W) TL	Racetec Interact K3	1870400	190/50 ZR 17 M/C (73W) TL	Racetec Interact K3	2.50	2.90
		10	1927400	120/70 ZR 17 M/C (58W) TL	Sportec M5 Interact	1927500	190/55 ZR 17 M/C (75W) TL	Sportec M5 Interact	2.50	2.90
		10	1927400	120/70 ZR 17 M/C (58W) TL	Sportec M5 Interact	1948500	190/50 ZR 17 M/C (73W) TL	Sportec M5 Interact	2.50	2.90
YZF-R1	RN 04		0894900	120/70 ZR 17 M/C (58W) TL	ME Z4 FRONT	0948400	190/50 ZR 17 (73W) TL	ME Z4	2.50	2.90
			1321800	120/70 ZR 17 M/C (58W) TL	SPORTEC M-1	1321900	190/50 ZR 17 M/C (73W) TL	SPORTEC M-1	2.50	2.90
			1448100	120/70 ZR 17 M/C (58W) TL	Roadtec Z6 Front	1449000	190/50 ZR 17 M/C (73W) TL	Roadtec Z6	2.50	2.90
			1590500	120/70 ZR 17 M/C (58W) TL	Sportec M3	1591100	190/50 ZR 17 M/C (73W) TL	Sportec M3	2.50	2.90
			1677300	120/70 ZR 17 M/C (58W) TL	Racetec K3 Front	1677600	190/50 ZR 17 M/C (73W) TL	Racetec K3	2.50	2.90
			1869500	120/70 ZR 17 M/C (58W) TL	Racetec Interact K3	1870400	190/50 ZR 17 M/C (73W) TL	Racetec Interact K3	2.50	2.90
			1321800	120/70 ZR 17 M/C (58W) TL	SPORTEC M-1	1322000	180/55 ZR 17 M/C (73W) TL	SPORTEC M-1	2.50	2.90
		10	1826800	120/70 ZR 17 M/C (58W) TL	Roadtec Z6 Interact	1868300	190/50 ZR 17 M/C (73W) TL	Roadtec Z6 Interact	2.50	2.90
		10	1869500	120/70 ZR 17 M/C (58W) TL	Racetec Interact K3	1869900	180/55 ZR 17 M/C (73W) TL	Racetec Interact K3	2.50	2.90
		10	1927400	120/70 ZR 17 M/C (58W) TL	Sportec M5 Interact	1927600	180/55 ZR 17 M/C (73W) TL	Sportec M5 Interact	2.50	2.90
YZF-R1	RN 09		1927400	120/70 ZR 17 M/C (58W) TL	Sportec M5 Interact	1948500	190/50 ZR 17 M/C (73W) TL	Sportec M5 Interact	2.50	2.90
			0966500	120/70 ZR 17 M/C (58W) TL	ME Z4 B FRONT	0948400	190/50 ZR 17 (73W) TL	ME Z4	2.50	2.90
			1321800	120/70 ZR 17 M/C (58W) TL	SPORTEC M-1	1321900	190/50 ZR 17 M/C (73W) TL	SPORTEC M-1	2.50	2.90
			1448100	120/70 ZR 17 M/C (58W) TL	Roadtec Z6 Front	1449000	190/50 ZR 17 M/C (73W) TL	Roadtec Z6	2.50	2.90
			1590500	120/70 ZR 17 M/C (58W) TL	Sportec M3	1591100	190/50 ZR 17 M/C (73W) TL	Sportec M3	2.50	2.90
			1677300	120/70 ZR 17 M/C (58W) TL	Racetec K3 Front	1677600	190/50 ZR 17 M/C (73W) TL	Racetec K3	2.50	2.90
			1869500	120/70 ZR 17 M/C (58W) TL	Racetec Interact K3	1870400	190/50 ZR 17 M/C (73W) TL	Racetec Interact K3	2.50	2.90
		10	1826800	120/70 ZR 17 M/C (58W) TL	Roadtec Z6 Interact	1868300	190/50 ZR 17 M/C (73W) TL	Roadtec Z6 Interact	2.50	2.90
		10	1927400	120/70 ZR 17 M/C (58W) TL	Sportec M5 Interact	1948500	190/50 ZR 17 M/C (73W) TL	Sportec M5 Interact	2.50	2.90
YZF-R1	RN12		1321800	120/70 ZR 17 M/C (58W) TL	SPORTEC M-1	1321900	190/50 ZR 17 M/C (73W) TL	SPORTEC M-1	2.50	2.90
			1590500	120/70 ZR 17 M/C (58W) TL	Sportec M3	1591100	190/50 ZR 17 M/C (73W) TL	Sportec M3	2.50	2.90
			1677300	120/70 ZR 17 M/C (58W) TL	Racetec K3 Front	1677600	190/50 ZR 17 M/C (73W) TL	Racetec K3	2.50	2.90
			1869500	120/70 ZR 17 M/C (58W) TL	Racetec Interact K3	1870400	190/50 ZR 17 M/C (73W) TL	Racetec Interact K3	2.50	2.90
		10	1826800	120/70 ZR 17 M/C (58W) TL	Roadtec Z6 Interact	1868300	190/50 ZR 17 M/C (73W) TL	Roadtec Z6 Interact	2.50	2.90
		10	1927400	120/70 ZR 17 M/C (58W) TL	Sportec M5 Interact	1948500	190/50 ZR 17 M/C (73W) TL	Sportec M5 Interact	2.50	2.90
YZF-R1	RN22		1590500	120/70 ZR 17 M/C (58W) TL	Sportec M3	1828400	190/55 ZR 17 M/C (75W) TL	Sportec M3	2.50	2.90
			1869500	120/70 ZR 17 M/C (58W) TL	Racetec Interact K3	1870300	190/55 ZR 17 M/C (75W) TL	Racetec Interact K3	2.50	2.90
		10	1677300	120/70 ZR 17 M/C (58W) TL	Racetec K3 Front	1697400	190/55 ZR 17 M/C (75W) TL	Racetec K3	2.50	2.90
		10	1927400	120/70 ZR 17 M/C (58W) TL	Sportec M5 Interact	1927500	190/55 ZR 17 M/C (75W) TL	Sportec M5 Interact	2.50	2.90
BT 1100 Bull Dog	RP 05		0894900	120/70 ZR 17 M/C (58W) TL	ME Z4 FRONT	0893600	170/60 ZR 17 M/C (72W) TL	ME Z4	2.50	2.70
			1448100	120/70 ZR 17 M/C (58W) TL	Roadtec Z6 Front	1449100	170/60 ZR 17 M/C (72W) TL	Roadtec Z6	2.50	2.70
			1590500	120/70 ZR 17 M/C (58W) TL	Sportec M3	1590900	170/60 ZR 17 M/C (72W) TL	Sportec M3	2.50	2.70
		10	1826800	120/70 ZR 17 M/C (58W) TL	Roadtec Z6 Interact	1827100	170/60 ZR 17 M/C (72W) TL	Roadtec Z6 Interact	2.50	2.70
FJ 1100	47 E		1531100	120/80 VB 16 M/C (60V) TL	Lasertec Front	1533400	150/80 VB 16 M/C (71V) TL	Lasertec	2.50	2.90
XS 1100	2 H 9	12	1530100	100/90 - 19 M/C 57V TL	Lasertec Front	1532900	130/90 - 17 M/C 68V TL	Lasertec	2.20	2.60
FJ 1200	1 XJ		1531100	120/80 VB 16 M/C (60V) TL	Lasertec Front	1533400	150/80 VB 16 M/C (71V) TL	Lasertec	2.50	2.90
FJ 1200	3 CW		1531200	120/70 - 17 M/C 58V TL	Lasertec Front	1533400	150/80 VB 16 M/C (71V) TL	Lasertec	2.50	2.90
V-Max 1200		12	1530700	110/90 V 18 M/C (61V) TL	Lasertec Front	0127100	150/90 B 15 M/C 74V TL	MARATHON ML2	2.50	2.90
V-Max	2 LT	12	1530700	110/90 V 18 M/C (61V) TL	Lasertec Front	0127100	150/90 B 15 M/C 74V TL	MARATHON ML2	-	-
V-Max	YB 03	12	1530700	110/90 V 18 M/C (61V) TL	Lasertec Front	0127100	150/90 B 15 M/C 74V TL	MARATHON ML2	-	-
XJR 1200,SP	4 PU		0894900	120/70 ZR 17 M/C (58W) TL	ME Z4 FRONT	0894800	180/55 ZR 17 M/C (73W) TL	ME Z4	2.50	2.90
			1590500	120/70 ZR 17 M/C (58W) TL	Sportec M3	1591000	180/55 ZR 17 M/C (73W) TL	Sportec M3	2.50	2.90
		12	1448100	120/70 ZR 17 M/C (58W) TL	Roadtec Z6 Front	1448600	180/55 ZR 17 M/C (73W) TL	Roadtec Z6	2.50	2.90
		10	1826900	120/70 ZR 17 M/C (58W) TL	Roadtec Z6 Interact G	1827300	180/55 ZR 17 M/C (73W) TL	Roadtec Z6 Interact C	2.50	2.90
		10	1927400	120/70 ZR 17 M/C (58W) TL	Sportec M5 Interact	1927600	180/55 ZR 17 M/C (73W) TL	Sportec M5 Interact	2.50	2.90
FJR 1300 / A	RP11		1448100	120/70 ZR 17 M/C (58W) TL	Roadtec Z6 Front	1561800	180/55 ZR 17 M/C (73W) TL	Roadtec Z6 C	2.50	2.90
			1707200	120/70 ZR 17 M/C (58W) TL	Sportec M3 C	1707300	180/55 ZR 17 M/C (73W) TL	Sportec M3 C	2.50	2.90
			1826900	120/70 ZR 17 M/C (58W) TL	Roadtec Z6 Interact G	1827300	180/55 ZR 17 M/C (73W) TL	Roadtec Z6 Interact C	2.50	2.90
		10	1927400	120/70 ZR 17 M/C (58W) TL	Sportec M5 Interact	1927600	180/55 ZR 17 M/C (73W) TL	Sportec M5 Interact	2.50	2.90

FJR 1300 A / AS '06	RP13			1611000	120/70 ZR 17 M/C (58W) TL	Roadtec Z6 G Front	1561800	180/55 ZR 17 M/C (73W) TL	Roadtec Z6 C	2.70	2.90
				1448100	120/70 ZR 17 M/C (58W) TL	Roadtec Z6 Front	1561800	180/55 ZR 17 M/C (73W) TL	Roadtec Z6 C	2.70	2.90
				1707200	120/70 ZR 17 M/C (58W) TL	Sportec M3 C	1707300	180/55 ZR 17 M/C (73W) TL	Sportec M3 C	2.70	2.90
				1826900	120/70 ZR 17 M/C (58W) TL	Roadtec Z6 Interact G	1827300	180/55 ZR 17 M/C (73W) TL	Roadtec Z6 Interact C	2.70	2.90
			10	1927400	120/70 ZR 17 M/C (58W) TL	Sportec M5 Interact	1927600	180/55 ZR 17 M/C (73W) TL	Sportec M5 Interact	2.70	2.90
FJR 1300 A	RP08			1448100	120/70 ZR 17 M/C (58W) TL	Roadtec Z6 Front	1561800	180/55 ZR 17 M/C (73W) TL	Roadtec Z6 C	2.50	2.90
				1707200	120/70 ZR 17 M/C (58W) TL	Sportec M3 C	1707300	180/55 ZR 17 M/C (73W) TL	Sportec M3 C	2.50	2.90
				1826900	120/70 ZR 17 M/C (58W) TL	Roadtec Z6 Interact G	1561800	180/55 ZR 17 M/C (73W) TL	Roadtec Z6 C	2.50	2.90
				1826900	120/70 ZR 17 M/C (58W) TL	Roadtec Z6 Interact G	1827300	180/55 ZR 17 M/C (73W) TL	Roadtec Z6 Interact C	2.50	2.90
			10	1927400	120/70 ZR 17 M/C (58W) TL	Sportec M5 Interact	1927600	180/55 ZR 17 M/C (73W) TL	Sportec M5 Interact	2.50	2.90
FJR 1300	RP 04			1448100	120/70 ZR 17 M/C (58W) TL	Roadtec Z6 Front	1561800	180/55 ZR 17 M/C (73W) TL	Roadtec Z6 C	2.50	2.90
				1826900	120/70 ZR 17 M/C (58W) TL	Roadtec Z6 Interact G	1561800	180/55 ZR 17 M/C (73W) TL	Roadtec Z6 C	2.50	2.90
				1826900	120/70 ZR 17 M/C (58W) TL	Roadtec Z6 Interact G	1827300	180/55 ZR 17 M/C (73W) TL	Roadtec Z6 Interact C	2.50	2.90
XJR 1300 (2007)	RP19			1826800	120/70 ZR 17 M/C (58W) TL	Roadtec Z6 Interact	1448600	180/55 ZR 17 M/C (73W) TL	Roadtec Z6	2.50	2.90
				1826800	120/70 ZR 17 M/C (58W) TL	Roadtec Z6 Interact	1827200	180/55 ZR 17 M/C (73W) TL	Roadtec Z6 Interact	2.50	2.90
			10	1927400	120/70 ZR 17 M/C (58W) TL	Sportec M5 Interact	1927600	180/55 ZR 17 M/C (73W) TL	Sportec M5 Interact	2.50	2.90
XJR 1300, SP	RP02			0894900	120/70 ZR 17 M/C (58W) TL	ME Z4 FRONT	0894800	180/55 ZR 17 M/C (73W) TL	ME Z4	2.50	2.90
				1826900	120/70 ZR 17 M/C (58W) TL	Roadtec Z6 Interact G	1827300	180/55 ZR 17 M/C (73W) TL	Roadtec Z6 Interact C	2.50	2.90
			10	1927400	120/70 ZR 17 M/C (58W) TL	Sportec M5 Interact	1927600	180/55 ZR 17 M/C (73W) TL	Sportec M5 Interact	2.50	2.90
XJR 1300, SP	RP06			1826900	120/70 ZR 17 M/C (58W) TL	Roadtec Z6 Interact G	1827300	180/55 ZR 17 M/C (73W) TL	Roadtec Z6 Interact C	2.50	2.90
				1927400	120/70 ZR 17 M/C (58W) TL	Sportec M5 Interact	1927600	180/55 ZR 17 M/C (73W) TL	Sportec M5 Interact	2.50	2.90
XJR 1300	RP10			1826900	120/70 ZR 17 M/C (58W) TL	Roadtec Z6 Interact G	1827300	180/55 ZR 17 M/C (73W) TL	Roadtec Z6 Interact C	2.50	2.90
				1927400	120/70 ZR 17 M/C (58W) TL	Sportec M5 Interact	1927600	180/55 ZR 17 M/C (73W) TL	Sportec M5 Interact	2.50	2.90
Vmax	RP 21			1606900	120/70 ZR 18 M/C (59W) TL	ME 880 MARATHON Front	1619600	200/50 ZR 18 M/C (76W) TL	ME 880 MARATHON	2.90	2.90
MT-01	RP12/RP18			1611100	120/70 ZR 17 M/C (58W) TL	Roadtec Z6 E Front	1611200	190/50 ZR 17 M/C (73W) TL	Roadtec Z6 E	2.50	2.90
				0894900	120/70 ZR 17 M/C (58W) TL	ME Z4 FRONT	0948400	190/50 ZR 17 (73W) TL	ME Z4	2.50	2.90
				1321800	120/70 ZR 17 M/C (58W) TL	SPORTEC M-1	1321900	190/50 ZR 17 M/C (73W) TL	SPORTEC M-1	2.50	2.90
				1448100	120/70 ZR 17 M/C (58W) TL	Roadtec Z6 Front	1611200	190/50 ZR 17 M/C (73W) TL	Roadtec Z6 E	2.50	2.90
				1590500	120/70 ZR 17 M/C (58W) TL	Sportec M3	1591100	190/50 ZR 17 M/C (73W) TL	Sportec M3	2.50	2.90
			10	1927400	120/70 ZR 17 M/C (58W) TL	Sportec M5 Interact	1948500	190/50 ZR 17 M/C (73W) TL	Sportec M5 Interact	2.50	2.90
YAMAHA	Chopper u.Cruiser										
XV 125 Virago	5AJ			1204700	3.00 - 18 M/C 47S TL	ME 77	1268200	130/90 - 15 M/C 66S TL	ME 77	2.00	2.30
XV 400				0747200	3.00 - 19 49S	ME 11	0714300	140/80 B 15 M/C 73H reinf.TL	MARATHON ML2 Plus#	2.00	2.30
				0747200	3.00 - 19 49S	ME 11	0747300	140/90 - 15 M/C 70S	ME 77	2.00	2.30
XV 500 SE	26 R			0747200	3.00 - 19 49S	ME 11	1532300	130/90 - 16 M/C 67H TL	Lasertec	2.50	2.50
XV 535	2YL, 3BR,VJ01			0747200	3.00 - 19 49S	ME 11	0747300	140/90 - 15 M/C 70S	ME 77	2.10	2.20
XS 650 SE	3 L 1			1531500	3.50 - 19 M/C 57H TL	Lasertec Front	1532300	130/90 - 16 M/C 67H TL	Lasertec	2.00	2.30
XVS 650 / A	VM 04			1040800	130/90 - 16 M/C 67H TL	ME 880 MARATHON Front	1041900	170/80 B 15 M/C 77H TL	ME 880 MARATHON	2.25	2.50
				1338700	130/90 - 16 M/C 67H TL	ME 880 MARATH. Fr. WW	1415100	170/80 - 15 M/C 77H TL	ME 880 MARATH. WW	2.25	2.50
XVS 650 A DragStar Classic				1040800	130/90 - 16 M/C 67H TL	ME 880 MARATHON Front	1041900	170/80 B 15 M/C 77H TL	ME 880 MARATHON	2.25	2.50
				1338700	130/90 - 16 M/C 67H TL	ME 880 MARATH. Fr. WW	1415100	170/80 - 15 M/C 77H TL	ME 880 MARATH. WW	2.25	2.50
XVS 650 Drag Star	4XR, 4VR			1040700	100/90 - 19 M/C 57H TL	ME 880 MARATHON Front	1041900	170/80 B 15 M/C 77H TL	ME 880 MARATHON	2.30	2.50
XVS 650	VM03			1040700	100/90 - 19 M/C 57H TL	ME 880 MARATHON Front	1041900	170/80 B 15 M/C 77H TL	ME 880 MARATHON	2.00	2.50
			10	1595600	100/90 - 19 M/C 57S	ME 880 MARATH. Fr. WW	1595700	170/80 - 15 M/C 77S	ME 880 MARATH. WW	2.00	2.50
XS 750 SE	3 L 3			1531300	3.25 - 19 M/C 54H TL	Lasertec Front	1533900	4.00 - 18 M/C 64V TL	Lasertec	2.00	2.30
XV 750 SE	5 G 5			1531500	3.50 - 19 M/C 57H TL	Lasertec Front	1532300	130/90 - 16 M/C 67H TL	Lasertec	2.00	2.30
XV 750 Virago	4 FY, 4 PW			1040700	100/90 - 19 M/C 57H TL	ME 880 MARATHON Front	1041600	140/90 B 15 M/C 70H TL	ME 880 MARATHON	2.30	2.50
XV 1000 SE	23 W			1531500	3.50 - 19 M/C 57H TL	Lasertec Front	1532300	130/90 - 16 M/C 67H TL	Lasertec	2.80	2.80
XV 1000 Virago	2 AE			1040700	100/90 - 19 M/C 57H TL	ME 880 MARATHON Front	1041600	140/90 B 15 M/C 70H TL	ME 880 MARATHON	2.20	2.50
XV 1100 Virago	3 LP			1040700	100/90 - 19 M/C 57H TL	ME 880 MARATHON Front	1041600	140/90 B 15 M/C 70H TL	ME 880 MARATHON	2.30	2.80
XVS 1100 Drag Star '99	VP05/VP16			1166100	110/90 - 18 M/C 61H TL	ME 880 MARATHON Front	1041900	170/80 B 15 M/C 77H TL	ME 880 MARATHON	2.25	2.50
XVS 1100 Drag Star Classic	VP05/VP16			1338700	130/90 - 16 M/C 67H TL	ME 880 MARATH. Fr. WW	1415100	170/80 - 15 M/C 77H TL	ME 880 MARATH. WW	2.25	2.50
XVZ 12 T	47 G			1040900	120/90 B 18 M/C 65H TL	ME 880 MARATHON Front	1041500	140/90 B 16 M/C 77H reinf.TL	ME 880 MARATHON	2.50	2.80
XVZ 1300 A Royal Star	4NK			1041200	150/80 - 16 M/C 71H TL	ME 880 MARATHON Front	1041800	150/90 B 15 M/C 80H reinf.TL	ME 880 MARATHON	2.20	2.70
XVZ 1300 A Royal Star	4YP			1041200	150/80 - 16 M/C 71H TL	ME 880 MARATHON Front	1041800	150/90 B 15 M/C 80H reinf.TL	ME 880 MARATHON	2.20	2.70
XVZ 1300 TF Royal Star Venture	VP09			1041200	150/80 - 16 M/C 71H TL	ME 880 MARATHON Front	1041800	150/90 B 15 M/C 80H reinf.TL	ME 880 MARATHON	2.50	2.80
XVZ 13 TD V.Royal	3 J S			1040900	120/90 B 18 M/C 65H TL	ME 880 MARATHON Front	1041500	140/90 B 16 M/C 77H reinf.TL	ME 880 MARATHON	2.40	2.90
XV 1600 A Wild Star	VP08			1040800	130/90 - 16 M/C 67H TL	ME 880 MARATHON Front	1042000	150/80 B 16 M/C 71H TL	ME 880 MARATHON	2.80	2.80
				1338700	130/90 - 16 M/C 67H TL	ME 880 MARATH. Fr. WW	1425900	150/80 B 16 M/C 71H TL	ME 880 MARATH. WW	2.80	2.80





MANUFACTURER	TYPE	Footnotes	FRONT TYRE			REAR TYRE			Inflation Pressure (bar)		
			IP-code	Size	Metzeler-Tread Pattern	IP-code	Size	Metzeler-Tread Pattern	Front	Rear	
XV 1700 Road Star Warrior	VP14			1448400	120/70 ZR 18 M/C (59W) TL	Roadtec Z6 Front	1591200	200/50 ZR 17 M/C (75W) TL	Sportec M3	2.50	2.90
			10	1927000	120/70 ZR 18 M/C (59W) TL	Roadtec Z6 Interact *	1591200	200/50 ZR 17 M/C (75W) TL	Sportec M3	2.50	2.90
YAMAHA	Enduro										
DT 50 X Supermotard				1529600	100/80 - 17 M/C 52S TL	Lasertec Front	1532500	130/70 - 17 M/C 62S TL	Lasertec	-	-
DT 125 E, MXLC, LC2, LC3, LCR, R, RL				0138800	2.75 - 21 45P	ENDURO 1	0138900	4.10 - 18 60P	ENDURO 1	1.80	2.00
DT 125 R	1G0			0138800	2.75 - 21 45P	ENDURO 1	0138900	4.10 - 18 60P	ENDURO 1	-	-
DT 125 R	4 BL, DE03			0138800	2.75 - 21 45P	ENDURO 1	0138900	4.10 - 18 60P	ENDURO 1	1.80	2.00
DT 125 R	DE03			0138800	2.75 - 21 45P	ENDURO 1	0138900	4.10 - 18 60P	ENDURO 1	1.50	1.75
DT 125 X	DE06		10	1531200	120/70 - 17 M/C 58V TL	Lasertec Front	1840600	140/70 - 17 M/C 66H TL	Lasertec	1.50	1.75
WR 125 R	DE07		10	1734800	80/90 - 21 M/C 48M M&S TT	MCE 6 DAYS EXTREME	1734900	110/80 - 18 M/C 58M M&S TT	MCE 6 DAYS EXTREME	2.00	2.25
WR 125 X	DE07		10 23	1530300	110/70 - 17 M/C 54H TL	Lasertec Front	1840600	140/70 - 17 M/C 66H TL	Lasertec	2.00	2.25
XT 125 R	74			0144100	90/90 - 21 54S	ENDURO 3 Front	0142900	120/80 - 18 62S	ENDURO 3	-	-
XT 125 X	74			1529600	100/80 - 17 M/C 52S TL	Lasertec Front	1532500	130/70 - 17 M/C 62S TL	Lasertec	2.30	2.30
DT 200				0139400	3.00 - 21 51R	ENDURO 1	0138900	4.10 - 18 60P	ENDURO 1	1.80	2.10
DT 250 all models				0139400	3.00 - 21 51R	ENDURO 1	0139200	4.00 - 18 64R	ENDURO 2	1.80	2.00
XT 250				0139400	3.00 - 21 51R	ENDURO 1	0139200	4.00 - 18 64R	ENDURO 2	1.80	2.10
				0139400	3.00 - 21 51R	ENDURO 1	0139500	4.60 - 17 62Q	ENDURO 1	1.80	2.10
XT 350	55 V			0139400	3.00 - 21 51R	ENDURO 1	0138900	4.10 - 18 60P	ENDURO 1	1.50	2.25
DT 400	1 R 6			0139400	3.00 - 21 51R	ENDURO 1	0139200	4.00 - 18 64R	ENDURO 2	1.80	2.00
XT 500	1 U 6			0139400	3.00 - 21 51R	ENDURO 1	0139200	4.00 - 18 64R	ENDURO 2	1.90	2.10
XT 550	5 Y 3			0139400	3.00 - 21 51R	ENDURO 1	0139200	4.00 - 18 64R	ENDURO 2	1.90	2.10
TT 600				1203100	90/90 - 21 M/C 54R M&S	MCE Karoo 2 Front	0887300	140/80 - 18 M/C 70R M&S	MCE Karoo	1.80	2.50
				12164300	90/90 - 21 M/C 54Q M&S TL	MCE Karoo 2 (T) Front	1666900	140/80 - 18 M/C 70Q M&S TL	MCE Karoo (T)	1.80	2.50
				121679000	90/90 - 21 M/C 54M M&S	UNICROSS FRONT	1735000	140/80 - 18 M/C 70M TT	UNICROSS	1.80	2.50
TT 600	36 A			0139400	3.00 - 21 51R	ENDURO 1	0139200	4.00 - 18 64R	ENDURO 2	1.80	2.50
TT 600	59 X			0139400	3.00 - 21 51R	ENDURO 1	0139200	4.00 - 18 64R	ENDURO 2	-	-
TT 600 R S/N	DJ 01			121203100	90/90 - 21 M/C 54R M&S	MCE Karoo 2 Front	0887300	140/80 - 18 M/C 70R M&S	MCE Karoo	2.20	2.40
				121614300	90/90 - 21 M/C 54Q M&S TL	MCE Karoo 2 (T) Front	1666900	140/80 - 18 M/C 70Q M&S TL	MCE Karoo (T)	2.20	2.40
				121679000	90/90 - 21 M/C 54M M&S	UNICROSS FRONT	1735000	140/80 - 18 M/C 70M TT	UNICROSS	2.20	2.20
				101623700	90/90 - 21 M/C 54M M&S	MCE 6 DAYS EXTREME	1907200	130/90 - 18 M/C 69M M&S	MCE 6 DAYS EXTREME	2.20	2.40
XT 600	2NF, 2KF			0139400	3.00 - 21 51R	ENDURO 1	0139200	4.00 - 18 64R	ENDURO 2	1.50	2.20
				0139400	3.00 - 21 51R	ENDURO 1	0139800	4.60 - 18 63R	ENDURO 1	1.50	2.20
XT 600	43 F			0139400	3.00 - 21 51R	ENDURO 1	0139200	4.00 - 18 64R	ENDURO 2	2.10	2.50
XT 600 K,E	3UW, 3TB, DJ02			231012500	90/90 - 21 M/C 54S	TOURANCE Front	1086800	130/80 R 17 M/C 65S TL	TOURANCE	1.50	2.00
				231815900	90/90 - 21 M/C 54S TT	TOURANCE EXP	1816300	130/80 R 17 M/C 65S TL	TOURANCE EXP	1.50	2.00
				231203100	90/90 - 21 M/C 54R M&S	MCE Karoo 2 Front	0887000	130/80 - 17 M/C 65R M&S	MCE Karoo	1.50	2.00
				230144100	90/90 - 21 54S	ENDURO 3 Front	0143600	120/90 - 17 64S	ENDURO 3	1.50	2.00
				231012500	90/90 - 21 M/C 54S	TOURANCE Front	1012200	120/90 - 17 M/C 64S	TOURANCE	1.50	2.00
			10	231815900	90/90 - 21 M/C 54S TT	TOURANCE EXP	1816100	120/90 - 17 M/C 64S TT	TOURANCE EXP	1.50	2.00
XT 600 Z	34 L			0139400	3.00 - 21 51R	ENDURO 1	0139200	4.00 - 18 64R	ENDURO 2	1.50	2.20
XT 600 Z	3 AJ			0144100	90/90 - 21 54S	ENDURO 3 Front	0142900	120/80 - 18 62S	ENDURO 3	1.80	2.50
XT 600 Z	55 W			0139400	3.00 - 21 51R	ENDURO 1	0139200	4.00 - 18 64R	ENDURO 2	1.50	2.20
XT 600 Z Ténéré	1 VJ			0139400	3.00 - 21 51R	ENDURO 1	0139200	4.00 - 18 64R	ENDURO 2	2.10	2.50
XT 660 R '04	DM 01			231012500	90/90 - 21 M/C 54S	TOURANCE Front	1209400	130/80 - 17 M/C 65S	TOURANCE	2.00	2.25
			10	231815900	90/90 - 21 M/C 54S TT	TOURANCE EXP	1816200	130/80 - 17 M/C 65S TT	TOURANCE EXP	2.00	2.25
XT660Z Ténéré	DM 02			1012500	90/90 - 21 M/C 54S	TOURANCE Front	1209400	130/80 - 17 M/C 65S	TOURANCE	2.10	2.30
				1012600	90/90 - 21 M/C 54H TL	TOURANCE Front	1012000	130/80 R 17 M/C 65H TL	TOURANCE	2.10	2.30
				101815900	90/90 - 21 M/C 54S TT	TOURANCE EXP	1816200	130/80 - 17 M/C 65S TT	TOURANCE EXP	2.10	2.30
XTZ 660	3 YF			231815900	90/90 - 21 M/C 54S TT	TOURANCE EXP	1816300	130/80 R 17 M/C 65S TL	TOURANCE EXP	2.10	2.30
				230144100	90/90 - 21 54S	ENDURO 3 Front	0143600	120/90 - 17 64S	ENDURO 3	2.10	2.30
				231012500	90/90 - 21 M/C 54S	TOURANCE Front	1012200	120/90 - 17 M/C 64S	TOURANCE	2.10	2.30
			10	231815900	90/90 - 21 M/C 54S TT	TOURANCE EXP	1816100	120/90 - 17 M/C 64S TT	TOURANCE EXP	2.10	2.30
XTZ 750 Super Ténéré	3 LD			230143800	90/90 - 21 54H TT	ENDURO 3 Front	0143700	140/80 - 17 69H TT	ENDURO 3	2.30	2.50

			23	1012600	90/90 - 21 M/C 54H TL	TOURANCE Front	1012100	140/80 R 17 M/C 69H TL	TOURANCE	2.30	2.50
			12	1614300	90/90 - 21 M/C 54Q M&S TL	MCE Karoo 2 (T) Front	1614400	140/80 - 17 M/C 69Q M&S TL	MCE Karoo (T)	2.30	2.50
XTZ 750 Super Ténéré	3 WM		10	1816000	90/90 - 21 M/C 54V TL	TOURANCE EXP	1938200	140/80 R 17 M/C 69V TL	TOURANCE EXP	2.30	2.50
			23	0143800	90/90 - 21 54H TT	ENDURO 3 Front	0143700	140/80 - 17 69H TT	ENDURO 3	2.30	2.50
			23	1012600	90/90 - 21 M/C 54H TL	TOURANCE Front	1012100	140/80 R 17 M/C 69H TL	TOURANCE	2.30	2.50
			12	1614300	90/90 - 21 M/C 54Q M&S TL	MCE Karoo 2 (T) Front	1614400	140/80 - 17 M/C 69Q M&S TL	MCE Karoo (T)	2.30	2.50
			10	1816000	90/90 - 21 M/C 54V TL	TOURANCE EXP	1938200	140/80 R 17 M/C 69V TL	TOURANCE EXP	2.30	2.50
YAMAHA	MotoCross										
WR 250 F				1623700	90/90 - 21 M/C 54M M&S	MCE 6 DAYS EXTREME	1907200	130/90 - 18 M/C 69M M&S	MCE 6 DAYS EXTREME	-	-
WR 250 F	CG			6 1623700	90/90 - 21 M/C 54M M&S	MCE 6 DAYS EXTREME	1623800	120/90 - 18 M/C 65M M&S	MCE 6 DAYS EXTREME	-	-
				6 1679000	90/90 - 21 M/C 54M M&S	UNICROSS FRONT	1679100	120/90 - 18 M/C 65M M&S TT	UNICROSS	-	-
WR 450 F				6 1623700	90/90 - 21 M/C 54M M&S	MCE 6 DAYS EXTREME	1907200	130/90 - 18 M/C 69M M&S	MCE 6 DAYS EXTREME	-	-
YAMAHA	Trial										
Tmax White Max				10 1777300	120/70 R 15 M/C 56H M&S TL	Feelfree Wintec	1777400	160/60 R 15 M/C 67H M&S TL	Feelfree Wintec	-	-
				10 1816700	120/70 R 15 M/C 56H TL	Feelfree Front	1816800	160/60 R 15 M/C 67H TL	Feelfree	-	-



MANUFACTURER	TYPE	Footnotes	FRONT TYRE			REAR TYRE			Inflation Pressure (bar)		
			IP-code	Size	Metzeler-Tread Pattern	IP-code	Size	Metzeler-Tread Pattern	Front	Rear	
ADIVA											
Namura 50			10	0893800	120/70 - 12 51L TL	ME 7 TEEN	1030800	130/70 - 12 62L reinf.TL	ME 7 TEEN	-	-
			10	1823500	120/70 - 12 51P TL	Feelfree Front	1660100	130/70 - 12 62P reinf.TL	Feelfree	-	-
			10	1976000	120/70 - 12 51P M&S TL	Feelfree Wintec	1976100	130/70 - 12 62P reinf.	M&S TL Feelfree Wintec	-	-
AD 125			10	1659500	120/70 - 14 M/C 55S TL	Feelfree Front	1823800	140/70 - 14 M/C 68P reinf.TL	Feelfree	-	-
AD 250			10	1659500	120/70 - 14 M/C 55S TL	Feelfree Front	1823800	140/70 - 14 M/C 68P reinf.TL	Feelfree	-	-
APRILIA											
Amico 50 GL				0123900	100/90 - 10 61J reinf.TL	ME 5	0123900	100/90 - 10 61J reinf.TL	ME 5	1.90	2.10
Area 51				0893900	130/60 - 13 M/C 53L TL	ME 7 TEEN	0893900	130/60 - 13 M/C 53L TL	ME 7 TEEN	-	-
			10	1976200	130/60 - 13 M/C 53P M&S TL	Feelfree Wintec	1976300	130/60 - 13 M/C 60P reinf.	M&S TL Feelfree Wintec	-	-
Gulliver 50,LC,MC	LH			0893800	120/70 - 12 51L TL	ME 7 TEEN	0893800	120/70 - 12 51L TL	ME 7 TEEN	-	-
Habana, Custom 50				0893800	120/70 - 12 51L TL	ME 7 TEEN	1203000	130/70 - 10 59L reinf.TL	ME 7 TEEN	-	-
Mojito Custom 50				0893800	120/70 - 12 51L TL	ME 7 TEEN	1203000	130/70 - 10 59L reinf.TL	ME 7 TEEN	-	-
Rally 50				0931300	120/90 - 10 66L TL	ME 7 TEEN	0931400	130/90 - 10 61L TL	ME 7 TEEN	-	-
			10	1976400	120/90 - 10 57P M&S TL	Feelfree Wintec	1976500	130/90 - 10 61P M&S TL	Feelfree Wintec	-	-
Rally 50	MD, MD01			0931300	120/90 - 10 66L TL	ME 7 TEEN	0931400	130/90 - 10 61L TL	ME 7 TEEN	1.90	2.10
			10	1976400	120/90 - 10 57P M&S TL	Feelfree Wintec	1976500	130/90 - 10 61P M&S TL	Feelfree Wintec	1.90	2.10
Scooty 50ccm				0557200	90/90 - 10 50J TL	ME 1	0557200	90/90 - 10 50J TL	ME 1	1.70	2.00
Sonic 50,GP	PB			0123900	100/90 - 10 61J reinf.TL	ME 5	0123900	100/90 - 10 61J reinf.TL	ME 5	1.90	2.00
SR 50	LC,MZ,LY,LB			0893900	130/60 - 13 M/C 53L TL	ME 7 TEEN	0893900	130/60 - 13 M/C 53L TL	ME 7 TEEN	1.90	2.10
			10	1976200	130/60 - 13 M/C 53P M&S TL	Feelfree Wintec	1976300	130/60 - 13 M/C 60P reinf.	M&S TL Feelfree Wintec	1.90	2.10
SR 50 R & R Factory	VF			0893900	130/60 - 13 M/C 53L TL	ME 7 TEEN	0893900	130/60 - 13 M/C 53L TL	ME 7 TEEN	2.00	2.20
			10	1976200	130/60 - 13 M/C 53P M&S TL	Feelfree Wintec	1976300	130/60 - 13 M/C 60P reinf.	M&S TL Feelfree Wintec	2.00	2.20
Atlantic 125	SP			1755200	110/90 - 13 M/C 56P TL	Feelfree Front	1755300	130/70 - 13 M/C 63P reinf.TL	Feelfree	-	-
Habana, Habana Custom 125				0893800	120/70 - 12 51L TL	ME 7 TEEN	1203000	130/70 - 10 59L reinf.TL	ME 7 TEEN	-	-
Leonardo 125	MB00			0893800	120/70 - 12 51L TL	ME 7 TEEN	0967600	140/70 - 12 60L TL	ME 7 TEEN	-	-
				1030800	130/70 - 12 62L reinf.TL	ME 7 TEEN	0967600	140/70 - 12 60L TL	ME 7 TEEN	-	-
			10	1823500	120/70 - 12 51P TL	Feelfree Front	1823600	140/70 - 12 65P reinf.TL	Feelfree	-	-
Mojito Custom 125				0893800	120/70 - 12 51L TL	ME 7 TEEN	1203000	130/70 - 10 59L reinf.TL	ME 7 TEEN	-	-
Scarabeo 125	PC			1659700	100/80 - 16 M/C 50P TL	Feelfree Front	1659900	130/80 - 16 M/C 64P TL	Feelfree	-	-
SR 125	PX			0893900	130/60 - 13 M/C 53L TL	ME 7 TEEN	0893900	130/60 - 13 M/C 53L TL	ME 7 TEEN	-	-
			10	1976200	130/60 - 13 M/C 53P M&S TL	Feelfree Wintec	1976300	130/60 - 13 M/C 60P reinf.	M&S TL Feelfree Wintec	-	-
Leonardo 150	MB			0893800	120/70 - 12 51L TL	ME 7 TEEN	0967600	140/70 - 12 60L TL	ME 7 TEEN	-	-
				1030800	130/70 - 12 62L reinf.TL	ME 7 TEEN	0967600	140/70 - 12 60L TL	ME 7 TEEN	-	-
			10	1823500	120/70 - 12 51P TL	Feelfree Front	1823600	140/70 - 12 65P reinf.TL	Feelfree	-	-
Scarabeo 150, 200	PC			1659700	100/80 - 16 M/C 50P TL	Feelfree Front	1659900	130/80 - 16 M/C 64P TL	Feelfree	-	-
SR 150				0893900	130/60 - 13 M/C 53L TL	ME 7 TEEN	0893900	130/60 - 13 M/C 53L TL	ME 7 TEEN	-	-
			10	1976200	130/60 - 13 M/C 53P M&S TL	Feelfree Wintec	1976300	130/60 - 13 M/C 60P reinf.	M&S TL Feelfree Wintec	-	-
Atlantic 200 / 250	SP			1755200	110/90 - 13 M/C 56P TL	Feelfree Front	1755300	130/70 - 13 M/C 63P reinf.TL	Feelfree	2.40	2.60
ATALA											
Byte 50 AT10				0123900	100/90 - 10 61J reinf.TL	ME 5	0123900	100/90 - 10 61J reinf.TL	ME 5	1.40	2.30
Hacker 50 AT12, LC				0967400	120/70 - 11 50L TL	ME 7 TEEN	1030800	130/70 - 12 62L reinf.TL	ME 7 TEEN	1.50	2.30
Hacker 50 AT12 Racing				0967400	120/70 - 11 50L TL	ME 7 TEEN	1030800	130/70 - 12 62L reinf.TL	ME 7 TEEN	1.50	2.30
BAJAJ											
Chetak 125				0558000	3.50 - 10 59J reinf.TL	ME 1	0558000	3.50 - 10 59J reinf.TL	ME 1	1.60	2.40
Chetak 150				0558000	3.50 - 10 59J reinf.TL	ME 1	0558000	3.50 - 10 59J reinf.TL	ME 1	1.60	2.40
BENELLI											
491 Sport,Racing,RR,ST				0893800	120/70 - 12 51L TL	ME 7 TEEN	1030800	130/70 - 12 62L reinf.TL	ME 7 TEEN	1.40	2.20
			10	1823500	120/70 - 12 51P TL	Feelfree Front	1660100	130/70 - 12 62P reinf.TL	Feelfree	1.40	2.20
			10	1976000	120/70 - 12 51P M&S TL	Feelfree Wintec	1976100	130/70 - 12 62P reinf.	M&S TL Feelfree Wintec	1.40	2.20
K2 Namur				0893800	120/70 - 12 51L TL	ME 7 TEEN	1030800	130/70 - 12 62L reinf.TL	ME 7 TEEN	1.40	2.20
			10	1823500	120/70 - 12 51P TL	Feelfree Front	1660100	130/70 - 12 62P reinf.TL	Feelfree	1.40	2.20
			10	1976000	120/70 - 12 51P M&S TL	Feelfree Wintec	1976100	130/70 - 12 62P reinf.	M&S TL Feelfree Wintec	1.40	2.20

KB-X 50				0557600	3.00 - 10 50J reinf.TL	ME 1	0557600	3.00 - 10 50J reinf.TL	ME 1	1.50	2.00
Naked 50				0893800	120/70 - 12 51L TL	ME 7 TEEN	1030800	130/70 - 12 62L reinf.TL	ME 7 TEEN	-	-
			10	1823500	120/70 - 12 51P TL	Feelfree Front	1660100	130/70 - 12 62P reinf.TL	Feelfree	-	-
			10	1976000	120/70 - 12 51P M&S TL	Feelfree Wintec	1976100	130/70 - 12 62P reinf.	M&S TL Feelfree Wintec	-	-
S 50				0557600	3.00 - 10 50J reinf.TL	ME 1	0557600	3.00 - 10 50J reinf.TL	ME 1	1.50	2.00
X 49				0931300	120/90 - 10 66L TL	ME 7 TEEN	0931400	130/90 - 10 61L TL	ME 7 TEEN	-	-
			10	1976400	120/90 - 10 57P M&S TL	Feelfree Wintec	1976500	130/90 - 10 61P M&S TL	Feelfree Wintec	-	-
KB-X 80				0557600	3.00 - 10 50J reinf.TL	ME 1	0557600	3.00 - 10 50J reinf.TL	ME 1	-	-
S 80				0557600	3.00 - 10 50J reinf.TL	ME 1	0557600	3.00 - 10 50J reinf.TL	ME 1	1.50	2.00
K2 100				0893800	120/70 - 12 51L TL	ME 7 TEEN	0931400	130/90 - 10 61L TL	ME 7 TEEN	-	-
			10	1976000	120/70 - 12 51P M&S TL	Feelfree Wintec	1976500	130/90 - 10 61P M&S TL	Feelfree Wintec	-	-
Naked 100				0893800	120/70 - 12 51L TL	ME 7 TEEN	1030800	130/70 - 12 62L reinf.TL	ME 7 TEEN	-	-
			10	1823500	120/70 - 12 51P TL	Feelfree Front	1660100	130/70 - 12 62P reinf.TL	Feelfree	-	-
			10	1976000	120/70 - 12 51P M&S TL	Feelfree Wintec	1976100	130/70 - 12 62P reinf.	M&S TL Feelfree Wintec	-	-
Adiva 125 / 150				0893800	120/70 - 12 51L TL	ME 7 TEEN	1030800	130/70 - 12 62L reinf.TL	ME 7 TEEN	-	-
			10	1823500	120/70 - 12 51P TL	Feelfree Front	1660100	130/70 - 12 62P reinf.TL	Feelfree	-	-
			10	1976000	120/70 - 12 51P M&S TL	Feelfree Wintec	1976100	130/70 - 12 62P reinf.	M&S TL Feelfree Wintec	-	-
S 125				0558000	3.50 - 10 59J reinf.TL	ME 1	0558000	3.50 - 10 59J reinf.TL	ME 1	1.80	2.20
Velvet 125 / 150				0931700	120/70 - 13 M/C 53L TL	ME 7 TEEN	0967600	140/70 - 12 60L TL	ME 7 TEEN	-	-
Velvet 150				0931700	120/70 - 13 M/C 53L TL	ME 7 TEEN	0967600	140/70 - 12 60L TL	ME 7 TEEN	-	-
Caffé Nero				1659800	110/70 - 16 M/C 52P TL	Feelfree Front	1660500	140/70 - 16 M/C 65P TL	Feelfree	-	-
Velvet 250				0931700	120/70 - 13 M/C 53L TL	ME 7 TEEN	0967600	140/70 - 12 60L TL	ME 7 TEEN	-	-
BETA											
502 CH				0893900	130/60 - 13 M/C 53L TL	ME 7 TEEN	0893900	130/60 - 13 M/C 53L TL	ME 7 TEEN	-	-
			10	1976200	130/60 - 13 M/C 53P M&S TL	Feelfree Wintec	1976300	130/60 - 13 M/C 60P reinf.	M&S TL Feelfree Wintec	-	-
ARK 50 AC,LC,K				0893900	130/60 - 13 M/C 53L TL	ME 7 TEEN	0893900	130/60 - 13 M/C 53L TL	ME 7 TEEN	1.60	2.20
			10	1976200	130/60 - 13 M/C 53P M&S TL	Feelfree Wintec	1976300	130/60 - 13 M/C 60P reinf.	M&S TL Feelfree Wintec	1.60	2.20
Chrono 50				0893900	130/60 - 13 M/C 53L TL	ME 7 TEEN	0893900	130/60 - 13 M/C 53L TL	ME 7 TEEN	1.60	2.20
			10	1976200	130/60 - 13 M/C 53P M&S TL	Feelfree Wintec	1976300	130/60 - 13 M/C 60P reinf.	M&S TL Feelfree Wintec	1.60	2.20
Eikon 50				0893900	130/60 - 13 M/C 53L TL	ME 7 TEEN	0931900	140/60 - 13 M/C 57L TL	ME 7 TEEN	-	-
Quadra				0931300	120/90 - 10 66L TL	ME 7 TEEN	0931400	130/90 - 10 61L TL	ME 7 TEEN	-	-
			10	1976400	120/90 - 10 57P M&S TL	Feelfree Wintec	1976500	130/90 - 10 61P M&S TL	Feelfree Wintec	-	-
Tempo 13				0893900	130/60 - 13 M/C 53L TL	ME 7 TEEN	0893900	130/60 - 13 M/C 53L TL	ME 7 TEEN	1.60	2.20
			10	1976200	130/60 - 13 M/C 53P M&S TL	Feelfree Wintec	1976300	130/60 - 13 M/C 60P reinf.	M&S TL Feelfree Wintec	1.60	2.20
Eikon 125				0893900	130/60 - 13 M/C 53L TL	ME 7 TEEN	0931900	140/60 - 13 M/C 57L TL	ME 7 TEEN	-	-
Eikon 125 '05				0931700	120/70 - 13 M/C 53L TL	ME 7 TEEN	0931900	140/60 - 13 M/C 57L TL	ME 7 TEEN	-	-
Eikon 150				0893900	130/60 - 13 M/C 53L TL	ME 7 TEEN	0931900	140/60 - 13 M/C 57L TL	ME 7 TEEN	-	-
Eikon 150 '05				0931700	120/70 - 13 M/C 53L TL	ME 7 TEEN	0931900	140/60 - 13 M/C 57L TL	ME 7 TEEN	-	-
CAGIVA											
City 50	4:00 PM			0557200	90/90 - 10 50J TL	ME 1	0557200	90/90 - 10 50J TL	ME 1	1.50	2.00
Progress				0893900	130/60 - 13 M/C 53L TL	ME 7 TEEN	0893900	130/60 - 13 M/C 53L TL	ME 7 TEEN	1.60	2.20
			10	1976200	130/60 - 13 M/C 53P M&S TL	Feelfree Wintec	1976300	130/60 - 13 M/C 60P reinf.	M&S TL Feelfree Wintec	1.60	2.20
Passing 110	6:00 PM			0558000	3.50 - 10 59J reinf.TL	ME 1	0558000	3.50 - 10 59J reinf.TL	ME 1	1.80	2.00
CPI											
Aragon GP 50; Paddock; Club				0893800	120/70 - 12 51L TL	ME 7 TEEN	0931600	130/70 - 12 56L TL	ME 7 TEEN	1.70	1.70
			10	1823500	120/70 - 12 51P TL	Feelfree Front	1660100	130/70 - 12 62P reinf.TL	Feelfree	1.70	1.70
			10	1976000	120/70 - 12 51P M&S TL	Feelfree Wintec	1976100	130/70 - 12 62P reinf.	M&S TL Feelfree Wintec	1.70	1.70
Oliver City, Sport 50				0893800	120/70 - 12 51L TL	ME 7 TEEN	0931600	130/70 - 12 56L TL	ME 7 TEEN	-	-
			10	1823500	120/70 - 12 51P TL	Feelfree Front	1660100	130/70 - 12 62P reinf.TL	Feelfree	-	-
			10	1976000	120/70 - 12 51P M&S TL	Feelfree Wintec	1976100	130/70 - 12 62P reinf.	M&S TL Feelfree Wintec	-	-
Aragon GP 125				0893800	120/70 - 12 51L TL	ME 7 TEEN	0931600	130/70 - 12 56L TL	ME 7 TEEN	-	-
			10	1823500	120/70 - 12 51P TL	Feelfree Front	1660100	130/70 - 12 62P reinf.TL	Feelfree	-	-
			10	1976000	120/70 - 12 51P M&S TL	Feelfree Wintec	1976100	130/70 - 12 62P reinf.	M&S TL Feelfree Wintec	-	-
Oliver City 125				0893800	120/70 - 12 51L TL	ME 7 TEEN	0931600	130/70 - 12 56L TL	ME 7 TEEN	-	-
			10	1823500	120/70 - 12 51P TL	Feelfree Front	1660100	130/70 - 12 62P reinf.TL	Feelfree	-	-
			10	1976000	120/70 - 12 51P M&S TL	Feelfree Wintec	1976100	130/70 - 12 62P reinf.	M&S TL Feelfree Wintec	-	-
DAELIM											
A Four				0893800	120/70 - 12 51L TL	ME 7 TEEN	0931600	130/70 - 12 56L TL	ME 7 TEEN	-	-
			10	1823500	120/70 - 12 51P TL	Feelfree Front	1660100	130/70 - 12 62P reinf.TL	Feelfree	-	-





MANUFACTURER	TYPE	Footnotes	FRONT TYRE			REAR TYRE			Inflation Pressure (bar)		
			IP-code	Size	Metzeler-Tread Pattern	IP-code	Size	Metzeler-Tread Pattern	Front	Rear	
E Five			10	1976000	120/70 - 12 51P M&S TL	Feelfree Wintec	1976100	130/70 - 12 62P reinf.	M&S TL Feelfree Wintec	-	-
				0931400	130/90 - 10 61L TL	ME 7 TEEN	0931400	130/90 - 10 61L TL	ME 7 TEEN	-	-
Message 50				0557200	90/90 - 10 50J TL	ME 1	0557200	90/90 - 10 50J TL	ME 1	1.50	2.00
S-Five				0893800	120/70 - 12 51L TL	ME 7 TEEN	1030800	130/70 - 12 62L reinf.TL	ME 7 TEEN	-	-
			10	1823500	120/70 - 12 51P TL	Feelfree Front	1660100	130/70 - 12 62P reinf.TL	Feelfree	-	-
S - Five 50			10	1976000	120/70 - 12 51P M&S TL	Feelfree Wintec	1976100	130/70 - 12 62P reinf.	M&S TL Feelfree Wintec	-	-
			10	0931400	130/90 - 10 61L TL	ME 7 TEEN	0931400	130/90 - 10 61L TL	ME 7 TEEN	1.75	2.25
Delfino 100				0123900	100/90 - 10 61J reinf.TL	ME 5	0123900	100/90 - 10 61J reinf.TL	ME 5	-	-
Besbi 125				0558000	3.50 - 10 59J reinf.TL	ME 1	0558000	3.50 - 10 59J reinf.TL	ME 1	2.00	2.25
			10	0893800	120/70 - 12 51L TL	ME 7 TEEN	1030800	130/70 - 12 62L reinf.TL	ME 7 TEEN	-	-
History			10	1823500	120/70 - 12 51P TL	Feelfree Front	1660100	130/70 - 12 62P reinf.TL	Feelfree	-	-
			10	1976000	120/70 - 12 51P M&S TL	Feelfree Wintec	1976100	130/70 - 12 62P reinf.	M&S TL Feelfree Wintec	-	-
NS 125 DLX				0893800	120/70 - 12 51L TL	ME 7 TEEN	1030800	130/70 - 12 62L reinf.TL	ME 7 TEEN	-	-
			10	1823500	120/70 - 12 51P TL	Feelfree Front	1660100	130/70 - 12 62P reinf.TL	Feelfree	-	-
NS-125 Fellow			10	1976000	120/70 - 12 51P M&S TL	Feelfree Wintec	1976100	130/70 - 12 62P reinf.	M&S TL Feelfree Wintec	-	-
				0893900	130/60 - 13 M/C 53L TL	ME 7 TEEN	0893900	130/60 - 13 M/C 53L TL	ME 7 TEEN	1.80	2.50
Otello 125 FI			10	1976200	130/60 - 13 M/C 53P M&S TL	Feelfree Wintec	1976300	130/60 - 13 M/C 60P reinf.	M&S TL Feelfree Wintec	1.80	2.50
				0893800	120/70 - 12 51L TL	ME 7 TEEN	0931600	130/70 - 12 56L TL	ME 7 TEEN	-	-
S2 125ccm			10	1823500	120/70 - 12 51P TL	Feelfree Front	1660100	130/70 - 12 62P reinf.TL	Feelfree	-	-
			10	1976000	120/70 - 12 51P M&S TL	Feelfree Wintec	1976100	130/70 - 12 62P reinf.	M&S TL Feelfree Wintec	-	-
S2 125 FI			10	0893800	120/70 - 12 51L TL	ME 7 TEEN	0931600	130/70 - 12 56L TL	ME 7 TEEN	-	-
			10	1823500	120/70 - 12 51P TL	Feelfree Front	1660100	130/70 - 12 62P reinf.TL	Feelfree	-	-
U3 125 FI			10	1976000	120/70 - 12 51P M&S TL	Feelfree Wintec	1976100	130/70 - 12 62P reinf.	M&S TL Feelfree Wintec	-	-
				0893900	130/60 - 13 M/C 53L TL	ME 7 TEEN	0893900	130/60 - 13 M/C 53L TL	ME 7 TEEN	-	-
			10	1976200	130/60 - 13 M/C 53P M&S TL	Feelfree Wintec	1976300	130/60 - 13 M/C 60P reinf.	M&S TL Feelfree Wintec	-	-
DERBI											
Hunter 25				0893900	130/60 - 13 M/C 53L TL	ME 7 TEEN	0931400	130/90 - 10 61L TL	ME 7 TEEN	1.60	2.25
			10	1976200	130/60 - 13 M/C 53P M&S TL	Feelfree Wintec	1976500	130/90 - 10 61P M&S TL	Feelfree Wintec	1.60	2.25
Atlantis				0893800	120/70 - 12 51L TL	ME 7 TEEN	0893800	120/70 - 12 51L TL	ME 7 TEEN	-	-
Atlantis 50 (4-Stroke)				0893900	130/60 - 13 M/C 53L TL	ME 7 TEEN	0893900	130/60 - 13 M/C 53L TL	ME 7 TEEN	-	-
			10	1976200	130/60 - 13 M/C 53P M&S TL	Feelfree Wintec	1976300	130/60 - 13 M/C 60P reinf.	M&S TL Feelfree Wintec	-	-
Atlantis Air / LC				1325800	120/70 - 12 58L TL	ME 7 TEEN	1325800	120/70 - 12 58L TL	ME 7 TEEN	-	-
				0893900	130/60 - 13 M/C 53L TL	ME 7 TEEN	0893900	130/60 - 13 M/C 53L TL	ME 7 TEEN	1.60	2.00
Aventura			10	1976200	130/60 - 13 M/C 53P M&S TL	Feelfree Wintec	1976300	130/60 - 13 M/C 60P reinf.	M&S TL Feelfree Wintec	1.60	2.00
				0557200	90/90 - 10 50J TL	ME 1	0557200	90/90 - 10 50J TL	ME 1	1.50	2.00
DS 50 Start				0557500	3.00 - 10 50J reinf.	ME 1 #	0557500	3.00 - 10 50J reinf.	ME 1 #	1.50	2.00
Furax				0893900	130/60 - 13 M/C 53L TL	ME 7 TEEN	0893900	130/60 - 13 M/C 53L TL	ME 7 TEEN	1.60	2.00
			10	1976200	130/60 - 13 M/C 53P M&S TL	Feelfree Wintec	1976300	130/60 - 13 M/C 60P reinf.	M&S TL Feelfree Wintec	1.60	2.00
GP Series / GP1				0893900	130/60 - 13 M/C 53L TL	ME 7 TEEN	0893900	130/60 - 13 M/C 53L TL	ME 7 TEEN	-	-
			10	1976200	130/60 - 13 M/C 53P M&S TL	Feelfree Wintec	1976300	130/60 - 13 M/C 60P reinf.	M&S TL Feelfree Wintec	-	-
Hunter 50				0893900	130/60 - 13 M/C 53L TL	ME 7 TEEN	0931400	130/90 - 10 61L TL	ME 7 TEEN	1.60	2.25
			10	1976200	130/60 - 13 M/C 53P M&S TL	Feelfree Wintec	1976500	130/90 - 10 61P M&S TL	Feelfree Wintec	1.60	2.25
Manhattan				0893900	130/60 - 13 M/C 53L TL	ME 7 TEEN	0893900	130/60 - 13 M/C 53L TL	ME 7 TEEN	1.60	2.25
			10	1976200	130/60 - 13 M/C 53P M&S TL	Feelfree Wintec	1976300	130/60 - 13 M/C 60P reinf.	M&S TL Feelfree Wintec	1.60	2.25
MXR 50				0893900	130/60 - 13 M/C 53L TL	ME 7 TEEN	0931400	130/90 - 10 61L TL	ME 7 TEEN	1.60	2.25
			10	1976200	130/60 - 13 M/C 53P M&S TL	Feelfree Wintec	1976500	130/90 - 10 61P M&S TL	Feelfree Wintec	-	-
Paddock				0893900	130/60 - 13 M/C 53L TL	ME 7 TEEN	0893900	130/60 - 13 M/C 53L TL	ME 7 TEEN	1.60	2.00
			10	1976200	130/60 - 13 M/C 53P M&S TL	Feelfree Wintec	1976300	130/60 - 13 M/C 60P reinf.	M&S TL Feelfree Wintec	1.60	2.00
Predator O ²				0893900	130/60 - 13 M/C 53L TL	ME 7 TEEN	0893900	130/60 - 13 M/C 53L TL	ME 7 TEEN	-	-
			10	1976200	130/60 - 13 M/C 53P M&S TL	Feelfree Wintec	1976300	130/60 - 13 M/C 60P reinf.	M&S TL Feelfree Wintec	-	-

VAMOS 25				0557600	3.00 - 10 50J reinf.TL	ME 1	0557600	3.00 - 10 50J reinf.TL	ME 1	2.00	2.25
VAMOS 50				0930900	100/80 - 10 53L TL	ME 7 TEEN	0930900	100/80 - 10 53L TL	ME 7 TEEN	2.00	2.25
Vamos VL,FLN,SE				0930900	100/80 - 10 53L TL	ME 7 TEEN	0930900	100/80 - 10 53L TL	ME 7 TEEN	2.00	2.25
Atlantis 100				1325800	120/70 - 12 58L TL	ME 7 TEEN	1325800	120/70 - 12 58L TL	ME 7 TEEN	-	-
Boulevard 125/150				0893900	130/60 - 13 M/C 53L TL	ME 7 TEEN	0893900	130/60 - 13 M/C 53L TL	ME 7 TEEN	-	-
			10	1976200	130/60 - 13 M/C 53P M&S TL	Feelfree Wintec	1976300	130/60 - 13 M/C 60P reinf.	M&S TL Feelfree Wintec	-	-
ENDRESS EMR											
EMR 50 DJ				0557600	3.00 - 10 50J reinf.TL	ME 1	0557600	3.00 - 10 50J reinf.TL	ME 1	1.50	2.20
EMR 50 SK				0557600	3.00 - 10 50J reinf.TL	ME 1	0557600	3.00 - 10 50J reinf.TL	ME 1	1.50	2.20
EMR 50 TD				0893900	130/60 - 13 M/C 53L TL	ME 7 TEEN	0893900	130/60 - 13 M/C 53L TL	ME 7 TEEN	1.40	2.20
			10	1976200	130/60 - 13 M/C 53P M&S TL	Feelfree Wintec	1976300	130/60 - 13 M/C 60P reinf.	M&S TL Feelfree Wintec	1.40	2.20
FANTIC											
Alien 50				0931400	130/90 - 10 61L TL	ME 7 TEEN	0931400	130/90 - 10 61L TL	ME 7 TEEN	1.40	2.40
Big Wheel				0931300	120/90 - 10 66L TL	ME 7 TEEN	0931400	130/90 - 10 61L TL	ME 7 TEEN	1.40	2.40
			10	1976400	120/90 - 10 57P M&S TL	Feelfree Wintec	1976500	130/90 - 10 61P M&S TL	Feelfree Wintec	1.40	2.40
Grinta				0931300	120/90 - 10 66L TL	ME 7 TEEN	0931400	130/90 - 10 61L TL	ME 7 TEEN	1.40	2.40
			10	1976400	120/90 - 10 57P M&S TL	Feelfree Wintec	1976500	130/90 - 10 61P M&S TL	Feelfree Wintec	1.40	2.40
Leader				0893900	130/60 - 13 M/C 53L TL	ME 7 TEEN	0893900	130/60 - 13 M/C 53L TL	ME 7 TEEN	1.30	2.20
			10	1976200	130/60 - 13 M/C 53P M&S TL	Feelfree Wintec	1976300	130/60 - 13 M/C 60P reinf.	M&S TL Feelfree Wintec	1.30	2.20
Pony SR 50				0558000	3.50 - 10 59J reinf.TL	ME 1	0558000	3.50 - 10 59J reinf.TL	ME 1	1.50	2.40
Queenie				0930900	100/80 - 10 53L TL	ME 7 TEEN	0930900	100/80 - 10 53L TL	ME 7 TEEN	1.40	2.20
FYM											
FY 50 QT-20 Cross				0893800	120/70 - 12 51L TL	ME 7 TEEN	0893800	120/70 - 12 51L TL	ME 7 TEEN	-	-
FY 50 QT-8				0557200	90/90 - 10 50J TL	ME 1	0557200	90/90 - 10 50J TL	ME 1	-	-
UFO 50				0893800	120/70 - 12 51L TL	ME 7 TEEN	0931600	130/70 - 12 56L TL	ME 7 TEEN	-	-
			10	1823500	120/70 - 12 51P TL	Feelfree Front	1660100	130/70 - 12 62P reinf.TL	Feelfree	-	-
			10	1976000	120/70 - 12 51P M&S TL	Feelfree Wintec	1976100	130/70 - 12 62P reinf.	M&S TL Feelfree Wintec	-	-
GARFI LI											
Big Wheel				0931300	120/90 - 10 66L TL	ME 7 TEEN	0931400	130/90 - 10 61L TL	ME 7 TEEN	1.50	2.00
			10	1976400	120/90 - 10 57P M&S TL	Feelfree Wintec	1976500	130/90 - 10 61P M&S TL	Feelfree Wintec	1.50	2.00
GSP 50				0893900	130/60 - 13 M/C 53L TL	ME 7 TEEN	0893900	130/60 - 13 M/C 53L TL	ME 7 TEEN	-	-
			10	1976200	130/60 - 13 M/C 53P M&S TL	Feelfree Wintec	1976200	130/60 - 13 M/C 53P M&S TL	Feelfree Wintec	-	-
Pony 50				0557600	3.00 - 10 50J reinf.TL	ME 1	0557600	3.00 - 10 50J reinf.TL	ME 1	1.50	2.00
X0 125 / X0 150				1659700	100/80 - 16 M/C 50P TL	Feelfree Front	1660400	120/80 - 16 M/C 60P TL	Feelfree	-	-
GENERIC											
Ideo 50				0893800	120/70 - 12 51L TL	ME 7 TEEN	0931600	130/70 - 12 56L TL	ME 7 TEEN	-	-
			10	1823500	120/70 - 12 51P TL	Feelfree Front	1660100	130/70 - 12 62P reinf.TL	Feelfree	-	-
			10	1976000	120/70 - 12 51P M&S TL	Feelfree Wintec	1976100	130/70 - 12 62P reinf.	M&S TL Feelfree Wintec	-	-
XOR 50 / 2				0893800	120/70 - 12 51L TL	ME 7 TEEN	0931600	130/70 - 12 56L TL	ME 7 TEEN	-	-
			10	1823500	120/70 - 12 51P TL	Feelfree Front	1660100	130/70 - 12 62P reinf.TL	Feelfree	-	-
			10	1976000	120/70 - 12 51P M&S TL	Feelfree Wintec	1976100	130/70 - 12 62P reinf.	M&S TL Feelfree Wintec	-	-
Soho 125 / 150				1659700	100/80 - 16 M/C 50P TL	Feelfree Front	1660400	120/80 - 16 M/C 60P TL	Feelfree	-	-
XOR 125				0893800	120/70 - 12 51L TL	ME 7 TEEN	0931600	130/70 - 12 56L TL	ME 7 TEEN	-	-
			10	1823500	120/70 - 12 51P TL	Feelfree Front	1660100	130/70 - 12 62P reinf.TL	Feelfree	-	-
			10	1976000	120/70 - 12 51P M&S TL	Feelfree Wintec	1976100	130/70 - 12 62P reinf.	M&S TL Feelfree Wintec	-	-
GILERA											
50 GSA				0558000	3.50 - 10 59J reinf.TL	ME 1	0558000	3.50 - 10 59J reinf.TL	ME 1	1.30	1.80
DNA 50 RST	C27			1823700	120/70 - 15 M/C 56P TL	Feelfree Front	1823800	140/70 - 14 M/C 68P reinf.TL	Feelfree	-	-
			10	1870600	120/70 - 15 M/C 56P M&S TL	Feelfree Wintec	1870800	140/70 - 14 M/C 68P reinf.	M&S TL Feelfree Wintec	-	-
Easy Moving 50				0557200	90/90 - 10 50J TL	ME 1	0930900	100/80 - 10 53L TL	ME 7 TEEN	1.30	2.50
Ice 50				0931300	120/90 - 10 66L TL	ME 7 TEEN	0931300	120/90 - 10 66L TL	ME 7 TEEN	-	-
Runner 50; SP; PJ				0893800	120/70 - 12 51L TL	ME 7 TEEN	1030800	130/70 - 12 62L reinf.TL	ME 7 TEEN	1.60	2.50
			10	1823500	120/70 - 12 51P TL	Feelfree Front	1660100	130/70 - 12 62P reinf.TL	Feelfree	1.60	2.50
			10	1976000	120/70 - 12 51P M&S TL	Feelfree Wintec	1976100	130/70 - 12 62P reinf.	M&S TL Feelfree Wintec	1.60	2.50
Stalker 50				0931300	120/90 - 10 66L TL	ME 7 TEEN	0931400	130/90 - 10 61L TL	ME 7 TEEN	1.30	2.50
			10	1976400	120/90 - 10 57P M&S TL	Feelfree Wintec	1976500	130/90 - 10 61P M&S TL	Feelfree Wintec	1.30	2.50
Typhoon 50				0931300	120/90 - 10 66L TL	ME 7 TEEN	0931300	120/90 - 10 66L TL	ME 7 TEEN	1.30	2.50
Runner 125 VX				0893800	120/70 - 12 51L TL	ME 7 TEEN	1030800	130/70 - 12 62L reinf.TL	ME 7 TEEN	1.80	2.50
			10	1823500	120/70 - 12 51P TL	Feelfree Front	1660100	130/70 - 12 62P reinf.TL	Feelfree	1.80	2.50



MANUFACTURER	TYPE	Footnotes	FRONT TYRE			REAR TYRE			Inflation Pressure (bar)			
			IP-code	Size	Metzeler-Tread Pattern	IP-code	Size	Metzeler-Tread Pattern	Front	Rear		
Runner FX 125			10	1976000	120/70 - 12 51P M&S TL	Feelfree Wintec	1976100	130/70 - 12 62P reinf.	M&S TL Feelfree Wintec	1.80	2.50	
				0893800	120/70 - 12 51L TL	ME 7 TEEN	1030800	130/70 - 12 62L reinf.TL	ME 7 TEEN	1.80	2.50	
			10	1823500	120/70 - 12 51P TL	Feelfree Front	1660100	130/70 - 12 62P reinf.TL	Feelfree	1.80	2.50	
			10	1976000	120/70 - 12 51P M&S TL	Feelfree Wintec	1976100	130/70 - 12 62P reinf.	M&S TL Feelfree Wintec	1.80	2.50	
Typhoon 125				0931300	120/90 - 10 66L TL	ME 7 TEEN	0931300	120/90 - 10 66L TL	ME 7 TEEN	1.30	2.50	
	Runner 180 VXR			0893800	120/70 - 12 51L TL	ME 7 TEEN	1030800	130/70 - 12 62L reinf.TL	ME 7 TEEN	1.80	2.50	
Runner FXR 180			10	1823500	120/70 - 12 51P TL	Feelfree Front	1660100	130/70 - 12 62P reinf.TL	Feelfree	1.80	2.50	
			10	1976000	120/70 - 12 51P M&S TL	Feelfree Wintec	1976100	130/70 - 12 62P reinf.	M&S TL Feelfree Wintec	1.80	2.50	
				0893800	120/70 - 12 51L TL	ME 7 TEEN	1030800	130/70 - 12 62L reinf.TL	ME 7 TEEN	1.80	2.50	
Runner 200 VXR			10	1823500	120/70 - 12 51P TL	Feelfree Front	1660100	130/70 - 12 62P reinf.TL	Feelfree	1.80	2.50	
			10	1976000	120/70 - 12 51P M&S TL	Feelfree Wintec	1976100	130/70 - 12 62P reinf.	M&S TL Feelfree Wintec	1.80	2.50	
			10	1823500	120/70 - 12 51P TL	Feelfree Front	1660100	130/70 - 12 62P reinf.TL	Feelfree	1.80	2.50	
Nexus 500; F.L	M 35 Variante 1 & 2			10	1976000	120/70 - 12 51P M&S TL	Feelfree Wintec	1976100	130/70 - 12 62P reinf.	M&S TL Feelfree Wintec	1.80	2.50
					1777300	120/70 R 15 M/C 56H M&S TL	Feelfree Wintec	1777500	160/60 R 14 M/C 65H M&S TL	Feelfree Wintec	-	-
					1816700	120/70 R 15 M/C 56H TL	Feelfree Front	1816900	160/60 R 14 M/C 65H TL	Feelfree	-	-
HONDA												
CF 50 Charly	CF 50			0558000	3.50 - 10 59J reinf.TL	ME 1	0558000	3.50 - 10 59J reinf.TL	ME 1	1.80	2.30	
NH 50 Lead	AF 01			0558000	3.50 - 10 59J reinf.TL	ME 1	0558000	3.50 - 10 59J reinf.TL	ME 1	1.80	2.30	
SA 50 Vision	AF 29			0558000	3.50 - 10 59J reinf.TL	ME 1	0558000	3.50 - 10 59J reinf.TL	ME 1	1.80	2.30	
SFX 50,Repsol	AF 37			0557200	90/90 - 10 50J TL	ME 1	0557200	90/90 - 10 50J TL	ME 1	1.50	2.30	
SFX 50	AF 37A			0930900	100/80 - 10 53L TL	ME 7 TEEN	0930900	100/80 - 10 53L TL	ME 7 TEEN	1.40	2.20	
SJ 50 Bali	AF 32			0123900	100/90 - 10 61J reinf.TL	ME 5	0123900	100/90 - 10 61J reinf.TL	ME 5	1.80	2.30	
SRX 50				0930900	100/80 - 10 53L TL	ME 7 TEEN	0930900	100/80 - 10 53L TL	ME 7 TEEN	1.40	2.20	
ST 50 DAX	AB 23, ST 50, G			0558000	3.50 - 10 59J reinf.TL	ME 1	0558000	3.50 - 10 59J reinf.TL	ME 1	1.80	2.30	
X8R Sport	AF 49G			0931700	120/70 - 13 M/C 53L TL	ME 7 TEEN	0931900	140/60 - 13 M/C 57L TL	ME 7 TEEN	-	-	
ZB 50 Monkey	AB 22	23	27	0558000	3.50 - 10 59J reinf.TL	ME 1	0558000	3.50 - 10 59J reinf.TL	ME 1	1.80	2.30	
ZOOMER 50	AF66			0931300	120/90 - 10 66L TL	ME 7 TEEN	0931400	130/90 - 10 61L TL	ME 7 TEEN	1.75	1.75	
			10	1976400	120/90 - 10 57P M&S TL	Feelfree Wintec	1976500	130/90 - 10 61P M&S TL	Feelfree Wintec	1.75	1.75	
ST 70 DAX	ST 70			0558000	3.50 - 10 59J reinf.TL	ME 1	0558000	3.50 - 10 59J reinf.TL	ME 1	1.80	2.30	
NH 80 Lead	HF 01			0558000	3.50 - 10 59J reinf.TL	ME 1	0558000	3.50 - 10 59J reinf.TL	ME 1	1.80	2.30	
SRX 90 Shadow	HF 09			0123900	100/90 - 10 61J reinf.TL	ME 5	0123900	100/90 - 10 61J reinf.TL	ME 5	-	-	
SJ 100 EX Bali	HF 07			0123900	100/90 - 10 61J reinf.TL	ME 5	0123900	100/90 - 10 61J reinf.TL	ME 5	1.50	2.50	
CH 125 Spacy	JF 03			0558000	3.50 - 10 59J reinf.TL	ME 1	0558000	3.50 - 10 59J reinf.TL	ME 1	1.80	2.50	
Dylan 125				1755200	110/90 - 13 M/C 56P TL	Feelfree Front	1755300	130/70 - 13 M/C 63P reinf.TL	Feelfree	-	-	
FES 125 Pantheon	JF 05			0967800	110/90 - 12 64L TL	ME 7 TEEN	1030800	130/70 - 12 62L reinf.TL	ME 7 TEEN	2.00	2.50	
				1660000	110/90 - 12 64P TL	Feelfree Front	1660100	130/70 - 12 62P reinf.TL	Feelfree	2.00	2.50	
NH 125 Lead	JF 01			0558000	3.50 - 10 59J reinf.TL	ME 1	0558000	3.50 - 10 59J reinf.TL	ME 1	1.80	2.50	
NH 125 MD D G				0558000	3.50 - 10 59J reinf.TL	ME 1	0558000	3.50 - 10 59J reinf.TL	ME 1	1.65	1.95	
Pantheon 125	JF12			1755200	110/90 - 13 M/C 56P TL	Feelfree Front	1660100	130/70 - 12 62P reinf.TL	Feelfree	-	-	
PS 125 i	JF17			1755200	110/90 - 13 M/C 56P TL	Feelfree Front	1755300	130/70 - 13 M/C 63P reinf.TL	Feelfree	-	-	
SH 125 / 150				1659700	100/80 - 16 M/C 50P TL	Feelfree Front	1660400	120/80 - 16 M/C 60P TL	Feelfree	-	-	
SH 125	JF 09			1659700	100/80 - 16 M/C 50P TL	Feelfree Front	1660400	120/80 - 16 M/C 60P TL	Feelfree	-	-	
S-Wing	JF 12		10	1755200	110/90 - 13 M/C 56P TL	Feelfree Front	1660100	130/70 - 12 62P reinf.TL	Feelfree	1.75	2.50	
SH 150	KF04			1659700	100/80 - 16 M/C 50P TL	Feelfree Front	1660400	120/80 - 16 M/C 60P TL	Feelfree	-	-	
FES 250 Foresight	MF 04			0967800	110/90 - 12 64L TL	ME 7 TEEN	1030800	130/70 - 12 62L reinf.TL	ME 7 TEEN	1.75	2.00	
				1660000	110/90 - 12 64P TL	Feelfree Front	1660100	130/70 - 12 62P reinf.TL	Feelfree	1.75	2.00	
Forza X, EX				1755200	110/90 - 13 M/C 56P TL	Feelfree Front	1660100	130/70 - 12 62P reinf.TL	Feelfree	-	-	
SH 300 i	NF 02			1659800	110/70 - 16 M/C 52P TL	Feelfree Front	1823900	130/70 - 16 M/C 61P TL	Feelfree	2.00	2.25	
SW-T400	INF03		10	1660300	120/80 - 14 M/C 58S TL	Feelfree Front	1660200	150/70 - 13 M/C 64S TL	Feelfree	-	-	
			10	1870500	120/80 - 14 M/C 58S M&S TL	Feelfree Wintec	1870700	150/70 - 13 M/C 64S M&S TL	Feelfree Wintec	-	-	
Silver Wing	PF 01			1660300	120/80 - 14 M/C 58S TL	Feelfree Front	1660200	150/70 - 13 M/C 64S TL	Feelfree	2.00	2.50	
				1870500	120/80 - 14 M/C 58S M&S TL	Feelfree Wintec	1870700	150/70 - 13 M/C 64S M&S TL	Feelfree Wintec	2.00	2.50	

HUSQVARNA											
WRS				0893900	130/60 - 13 M/C 53L TL	ME 7 TEEN	0931400	130/90 - 10 61L TL	ME 7 TEEN	-	-
			10	1976200	130/60 - 13 M/C 53P M&S TL	Feelfree Wintec	1976500	130/90 - 10 61P M&S TL	Feelfree Wintec	-	-
HYOSUNG											
(Super) Cab 50				0558000	3.50 - 10 59J reinf.TL	ME 1	0558000	3.50 - 10 59J reinf.TL	ME 1	1.50	2.00
Avanti 50	SD 50			0931000	110/80 - 10 58L TL	ME 7 TEEN	0931000	110/80 - 10 58L TL	ME 7 TEEN	1.50	2.50
SF.50 Rally				0931300	120/90 - 10 66L TL	ME 7 TEEN	0931400	130/90 - 10 61L TL	ME 7 TEEN	-	-
			10	1976400	120/90 - 10 57P M&S TL	Feelfree Wintec	1976500	130/90 - 10 61P M&S TL	Feelfree Wintec	-	-
SF 50 B Racing				0558000	3.50 - 10 59J reinf.TL	ME 1	0558000	3.50 - 10 59J reinf.TL	ME 1	-	-
Supercab 100	EZ 100			0123900	100/90 - 10 61J reinf.TL	ME 5	0123900	100/90 - 10 61J reinf.TL	ME 5	1.25	2.25
Super Cab	EZ100			0123900	100/90 - 10 61J reinf.TL	ME 5	0123900	100/90 - 10 61J reinf.TL	ME 5	1.25	2.25
Boomer 125				0893800	120/70 - 12 51L TL	ME 7 TEEN	1030800	130/70 - 12 62L reinf.TL	ME 7 TEEN	-	-
			10	1823500	120/70 - 12 51P TL	Feelfree Front	1660100	130/70 - 12 62P reinf.TL	Feelfree	-	-
			10	1976000	120/70 - 12 51P M&S TL	Feelfree Wintec	1976100	130/70 - 12 62P reinf.	M&S TL Feelfree Wintec	-	-
Hyper,Grand Prix	GPS125			0893800	120/70 - 12 51L TL	ME 7 TEEN	1030800	130/70 - 12 62L reinf.TL	ME 7 TEEN	1.25	2.00
			10	1823500	120/70 - 12 51P TL	Feelfree Front	1660100	130/70 - 12 62P reinf.TL	Feelfree	1.25	2.00
			10	1976000	120/70 - 12 51P M&S TL	Feelfree Wintec	1976100	130/70 - 12 62P reinf.	M&S TL Feelfree Wintec	1.25	2.00
Hyper,Grand Prix 150				0893800	120/70 - 12 51L TL	ME 7 TEEN	1030800	130/70 - 12 62L reinf.TL	ME 7 TEEN	1.60	2.40
			10	1823500	120/70 - 12 51P TL	Feelfree Front	1660100	130/70 - 12 62P reinf.TL	Feelfree	1.60	2.40
			10	1976000	120/70 - 12 51P M&S TL	Feelfree Wintec	1976100	130/70 - 12 62P reinf.	M&S TL Feelfree Wintec	1.60	2.40
ITALJET											
Craft 50 '08			10	1976000	120/70 - 12 51P M&S TL	Feelfree Wintec	1976100	130/70 - 12 62P reinf.	M&S TL Feelfree Wintec	-	-
Formula 50				0967400	120/70 - 11 50L TL	ME 7 TEEN	1030800	130/70 - 12 62L reinf.TL	ME 7 TEEN	1.80	2.00
Formula 50 Race				0967400	120/70 - 11 50L TL	ME 7 TEEN	1030800	130/70 - 12 62L reinf.TL	ME 7 TEEN	1.80	2.00
VELOCIFERO				0123900	100/90 - 10 61J reinf.TL	ME 5	0123900	100/90 - 10 61J reinf.TL	ME 5	1.50	2.00
Dragster 125				0967400	120/70 - 11 50L TL	ME 7 TEEN	0893900	130/60 - 13 M/C 53L TL	ME 7 TEEN	-	-
Formula 125				0967400	120/70 - 11 50L TL	ME 7 TEEN	1030800	130/70 - 12 62L reinf.TL	ME 7 TEEN	1.80	2.00
Dragster 180				0967400	120/70 - 11 50L TL	ME 7 TEEN	0893900	130/60 - 13 M/C 53L TL	ME 7 TEEN	-	-
ITTECO											
Cool 50				0931300	120/90 - 10 66L TL	ME 7 TEEN	0931400	130/90 - 10 61L TL	ME 7 TEEN	-	-
			10	1976400	120/90 - 10 57P M&S TL	Feelfree Wintec	1976500	130/90 - 10 61P M&S TL	Feelfree Wintec	-	-
Curio CX Super 50				0557600	3.00 - 10 50J reinf.TL	ME 1	0557600	3.00 - 10 50J reinf.TL	ME 1	-	-
Shark Tr 50 Twin Disk				0893900	130/60 - 13 M/C 53L TL	ME 7 TEEN	0893900	130/60 - 13 M/C 53L TL	ME 7 TEEN	-	-
			10	1976200	130/60 - 13 M/C 53P M&S TL	Feelfree Wintec	1976300	130/60 - 13 M/C 60P reinf.	M&S TL Feelfree Wintec	-	-
KEEWAY MOTOR											
ARN 50; 125	TEJ4; T09			0893800	120/70 - 12 51L TL	ME 7 TEEN	0931600	130/70 - 12 56L TL	ME 7 TEEN	2.50	2.50
			10	1823500	120/70 - 12 51P TL	Feelfree Front	1660100	130/70 - 12 62P reinf.TL	Feelfree	2.50	2.50
			10	1976000	120/70 - 12 51P M&S TL	Feelfree Wintec	1976100	130/70 - 12 62P reinf.	M&S TL Feelfree Wintec	2.50	2.50
F-Act 25/45	TABM			0893800	120/70 - 12 51L TL	ME 7 TEEN	0931600	130/70 - 12 56L TL	ME 7 TEEN	2.00	2.00
			10	1823500	120/70 - 12 51P TL	Feelfree Front	1660100	130/70 - 12 62P reinf.TL	Feelfree	2.00	2.00
			10	1976000	120/70 - 12 51P M&S TL	Feelfree Wintec	1976100	130/70 - 12 62P reinf.	M&S TL Feelfree Wintec	2.00	2.00
Focus 25 / 45	TABM			0893800	120/70 - 12 51L TL	ME 7 TEEN	0931600	130/70 - 12 56L TL	ME 7 TEEN	-	-
			10	1823500	120/70 - 12 51P TL	Feelfree Front	1660100	130/70 - 12 62P reinf.TL	Feelfree	-	-
			10	1976000	120/70 - 12 51P M&S TL	Feelfree Wintec	1976100	130/70 - 12 62P reinf.	M&S TL Feelfree Wintec	-	-
Hurricane / Easy 25/45	TAB2			0558000	3.50 - 10 59J reinf.TL	ME 1	0558000	3.50 - 10 59J reinf.TL	ME 1	-	-
Hurricane 45	TAB2			0558000	3.50 - 10 59J reinf.TL	ME 1	0558000	3.50 - 10 59J reinf.TL	ME 1	-	2.50
Matrix 25 / 45	TABM			0893800	120/70 - 12 51L TL	ME 7 TEEN	0931600	130/70 - 12 56L TL	ME 7 TEEN	-	-
			10	1823500	120/70 - 12 51P TL	Feelfree Front	1660100	130/70 - 12 62P reinf.TL	Feelfree	-	-
			10	1976000	120/70 - 12 51P M&S TL	Feelfree Wintec	1976100	130/70 - 12 62P reinf.	M&S TL Feelfree Wintec	-	-
Matrix 25	B94			0893800	120/70 - 12 51L TL	ME 7 TEEN	0931600	130/70 - 12 56L TL	ME 7 TEEN	2.00	2.00
			10	1823500	120/70 - 12 51P TL	Feelfree Front	1660100	130/70 - 12 62P reinf.TL	Feelfree	2.00	2.00
			10	1976000	120/70 - 12 51P M&S TL	Feelfree Wintec	1976100	130/70 - 12 62P reinf.	M&S TL Feelfree Wintec	2.00	2.00
RY 8 25/45/45 SP	TABM			0893800	120/70 - 12 51L TL	ME 7 TEEN	0931600	130/70 - 12 56L TL	ME 7 TEEN	-	-
			10	1823500	120/70 - 12 51P TL	Feelfree Front	1660100	130/70 - 12 62P reinf.TL	Feelfree	-	-
			10	1976000	120/70 - 12 51P M&S TL	Feelfree Wintec	1976100	130/70 - 12 62P reinf.	M&S TL Feelfree Wintec	-	-
RY8 25 SP	B942A			0893800	120/70 - 12 51L TL	ME 7 TEEN	0931600	130/70 - 12 56L TL	ME 7 TEEN	2.00	2.00
			10	1823500	120/70 - 12 51P TL	Feelfree Front	1660100	130/70 - 12 62P reinf.TL	Feelfree	2.00	2.00
			10	1976000	120/70 - 12 51P M&S TL	Feelfree Wintec	1976100	130/70 - 12 62P reinf.	M&S TL Feelfree Wintec	2.00	2.00
F-act 125	T10			0893800	120/70 - 12 51L TL	ME 7 TEEN	0931600	130/70 - 12 56L TL	ME 7 TEEN	2.50	2.50



MANUFACTURER	TYPE	Footnotes	FRONT TYRE			REAR TYRE			Inflation Pressure (bar)		
			IP-code	Size	Metzeler-Tread Pattern	IP-code	Size	Metzeler-Tread Pattern	Front	Rear	
Focus 125	TEJ5		10	1823500	120/70 - 12 51P TL	Feelfree Front	1660100	130/70 - 12 62P reinf.TL	Feelfree	2.50	2.50
			10	1976000	120/70 - 12 51P M&S TL	Feelfree Wintec	1976100	130/70 - 12 62P reinf.	M&S TL Feelfree Wintec	2.50	2.50
				0893800	120/70 - 12 51L TL	ME 7 TEEN	0931600	130/70 - 12 56L TL	ME 7 TEEN	2.50	2.50
Matrix 125	TEJ5; T10		10	1823500	120/70 - 12 51P TL	Feelfree Front	1660100	130/70 - 12 62P reinf.TL	Feelfree	2.50	2.50
			10	1976000	120/70 - 12 51P M&S TL	Feelfree Wintec	1976100	130/70 - 12 62P reinf.	M&S TL Feelfree Wintec	2.50	2.50
				0893800	120/70 - 12 51L TL	ME 7 TEEN	0931600	130/70 - 12 56L TL	ME 7 TEEN	2.50	2.50
KREIDLER FLORETT 25 FLORETT 50			10	1823500	120/70 - 12 51P TL	Feelfree Front	1660100	130/70 - 12 62P reinf.TL	Feelfree	2.50	2.50
			10	1976000	120/70 - 12 51P M&S TL	Feelfree Wintec	1976100	130/70 - 12 62P reinf.	M&S TL Feelfree Wintec	2.50	2.50
				0893800	120/70 - 12 51L TL	ME 7 TEEN	0931600	130/70 - 12 56L TL	ME 7 TEEN	2.50	2.50
RC 50 D			10	0930900	100/80 - 10 53L TL	ME 7 TEEN	0930900	100/80 - 10 53L TL	ME 7 TEEN	-	-
				0931300	120/90 - 10 66L TL	ME 7 TEEN	0931400	130/90 - 10 61L TL	ME 7 TEEN	-	-
			10	1976400	120/90 - 10 57P M&S TL	Feelfree Wintec	1976500	130/90 - 10 61P M&S TL	Feelfree Wintec	-	-
RC 50-E RMC-C				0893800	120/70 - 12 51L TL	ME 7 TEEN	0931600	130/70 - 12 56L TL	ME 7 TEEN	-	-
			10	1823500	120/70 - 12 51P TL	Feelfree Front	1660100	130/70 - 12 62P reinf.TL	Feelfree	-	-
			10	1976000	120/70 - 12 51P M&S TL	Feelfree Wintec	1976100	130/70 - 12 62P reinf.	M&S TL Feelfree Wintec	-	-
RMC-E "Electric" Florett RMC-G 125				0558000	3.50 - 10 59J reinf.TL	ME 1	0558000	3.50 - 10 59J reinf.TL	ME 1	-	-
				0893800	120/70 - 12 51L TL	ME 7 TEEN	0931600	130/70 - 12 56L TL	ME 7 TEEN	-	-
			10	1823500	120/70 - 12 51P TL	Feelfree Front	1660100	130/70 - 12 62P reinf.TL	Feelfree	-	-
RMC-D 125			10	1976000	120/70 - 12 51P M&S TL	Feelfree Wintec	1976100	130/70 - 12 62P reinf.	M&S TL Feelfree Wintec	-	-
				0558000	3.50 - 10 59J reinf.TL	ME 1	0558000	3.50 - 10 59J reinf.TL	ME 1	-	-
				0893900	130/60 - 13 M/C 53L TL	ME 7 TEEN	0893900	130/60 - 13 M/C 53L TL	ME 7 TEEN	2.00	2.50
KTM			10	1976200	130/60 - 13 M/C 53P M&S TL	Feelfree Wintec	1976300	130/60 - 13 M/C 60P reinf.	M&S TL Feelfree Wintec	2.00	2.50
				0893900	130/60 - 13 M/C 53L TL	ME 7 TEEN	0893900	130/60 - 13 M/C 53L TL	ME 7 TEEN	-	-
			10	1976200	130/60 - 13 M/C 53P M&S TL	Feelfree Wintec	1976300	130/60 - 13 M/C 60P reinf.	M&S TL Feelfree Wintec	-	-
50 GSA Chrono,502				0558000	3.50 - 10 59J reinf.TL	ME 1	0558000	3.50 - 10 59J reinf.TL	ME 1	2.00	2.50
				0893900	130/60 - 13 M/C 53L TL	ME 7 TEEN	0893900	130/60 - 13 M/C 53L TL	ME 7 TEEN	-	-
			10	1976200	130/60 - 13 M/C 53P M&S TL	Feelfree Wintec	1976300	130/60 - 13 M/C 60P reinf.	M&S TL Feelfree Wintec	-	-
Cross 50				0931300	120/90 - 10 66L TL	ME 7 TEEN	0931400	130/90 - 10 61L TL	ME 7 TEEN	-	-
			10	1976400	120/90 - 10 57P M&S TL	Feelfree Wintec	1976500	130/90 - 10 61P M&S TL	Feelfree Wintec	-	-
GO 50	Ausf.A			0555700	2 3/4 - 16 46J reinf.	MO 1	0555700	2 3/4 - 16 46J reinf.	MO 1	1.60	2.60
GO 50	Ausf.B		10	1976200	130/60 - 13 M/C 53P M&S TL	Feelfree Wintec	1976300	130/60 - 13 M/C 60P reinf.	M&S TL Feelfree Wintec	1.60	2.60
KYMCO				0893900	130/60 - 13 M/C 53L TL	ME 7 TEEN	0893900	130/60 - 13 M/C 53L TL	ME 7 TEEN	-	-
			10	1976200	130/60 - 13 M/C 53P M&S TL	Feelfree Wintec	1976300	130/60 - 13 M/C 60P reinf.	M&S TL Feelfree Wintec	-	-
				0711600	2.50 - 17 43P reinf.	ME 22	0115800	2.75 - 17 47P reinf.	ME 22	-	-
Agility 50				0893800	120/70 - 12 51L TL	ME 7 TEEN	0931600	130/70 - 12 56L TL	ME 7 TEEN	-	-
Agility 50 Basic Calypso 50 Curio CX 50 DINK 50 LC	KCZ		10	1823500	120/70 - 12 51P TL	Feelfree Front	1660100	130/70 - 12 62P reinf.TL	Feelfree	-	-
			10	1976000	120/70 - 12 51P M&S TL	Feelfree Wintec	1976100	130/70 - 12 62P reinf.	M&S TL Feelfree Wintec	-	-
				0557200	90/90 - 10 50J TL	ME 1	0557200	90/90 - 10 50J TL	ME 1	-	-
DJ 50 / EMR 50 Fever ZX 50 Fever ZX 50 II Filly 50 Grand Dink 50	GR 1			0558000	3.50 - 10 59J reinf.TL	ME 1	0558000	3.50 - 10 59J reinf.TL	ME 1	-	-
				0557600	3.00 - 10 50J reinf.TL	ME 1	0557600	3.00 - 10 50J reinf.TL	ME 1	1.50	2.50
			10	0893800	120/70 - 12 51L TL	ME 7 TEEN	1030800	130/70 - 12 62L reinf.TL	ME 7 TEEN	-	-
Heroism 50	KCZ		10	1823500	120/70 - 12 51P TL	Feelfree Front	1660100	130/70 - 12 62P reinf.TL	Feelfree	-	-
			10	1976000	120/70 - 12 51P M&S TL	Feelfree Wintec	1976100	130/70 - 12 62P reinf.	M&S TL Feelfree Wintec	-	-
				0557200	90/90 - 10 50J TL	ME 1	0557200	90/90 - 10 50J TL	ME 1	1.50	2.50

K 12	K 12			0893800	120/70 - 12 51L TL	ME 7 TEEN	0893800	120/70 - 12 51L TL	ME 7 TEEN	-	-
New Dink 50				0931700	120/70 - 13 M/C 53L TL	ME 7 TEEN	0931600	130/70 - 12 56L TL	ME 7 TEEN	-	-
People S 50 (4 Stroke)				1659700	100/80 - 16 M/C 50P TL	Feelfree Front	1660400	120/80 - 16 M/C 60P TL	Feelfree	-	-
Scout 50	K 12, KCX			0931300	120/90 - 10 66L TL	ME 7 TEEN	0931300	120/90 - 10 66L TL	ME 7 TEEN	-	-
Spacer 50	SH10			0893800	120/70 - 12 51L TL	ME 7 TEEN	1030800	130/70 - 12 62L reinf.TL	ME 7 TEEN	-	-
		10		1823500	120/70 - 12 51P TL	Feelfree Front	1660100	130/70 - 12 62P reinf.TL	Feelfree	-	-
		10		1976000	120/70 - 12 51P M&S TL	Feelfree Wintec	1976100	130/70 - 12 62P reinf.	M&S TL Feelfree Wintec	-	-
Super 50 A/C, L/C				0893800	120/70 - 12 51L TL	ME 7 TEEN	1030800	130/70 - 12 62L reinf.TL	ME 7 TEEN	-	-
		10		1823500	120/70 - 12 51P TL	Feelfree Front	1660100	130/70 - 12 62P reinf.TL	Feelfree	-	-
		10		1976000	120/70 - 12 51P M&S TL	Feelfree Wintec	1976100	130/70 - 12 62P reinf.	M&S TL Feelfree Wintec	-	-
Super 9 50 LC DD, AC				0893800	120/70 - 12 51L TL	ME 7 TEEN	1030800	130/70 - 12 62L reinf.TL	ME 7 TEEN	-	-
		10		1823500	120/70 - 12 51P TL	Feelfree Front	1660100	130/70 - 12 62P reinf.TL	Feelfree	-	-
		10		1976000	120/70 - 12 51P M&S TL	Feelfree Wintec	1976100	130/70 - 12 62P reinf.	M&S TL Feelfree Wintec	-	-
Top Boy 50 Off Road				0931300	120/90 - 10 66L TL	ME 7 TEEN	0931400	130/90 - 10 61L TL	ME 7 TEEN	-	-
		10		1976400	120/90 - 10 57P M&S TL	Feelfree Wintec	1976500	130/90 - 10 61P M&S TL	Feelfree Wintec	-	-
Vitality 50				0893800	120/70 - 12 51L TL	ME 7 TEEN	1030800	130/70 - 12 62L reinf.TL	ME 7 TEEN	-	-
		10		1823500	120/70 - 12 51P TL	Feelfree Front	1660100	130/70 - 12 62P reinf.TL	Feelfree	-	-
		10		1976000	120/70 - 12 51P M&S TL	Feelfree Wintec	1976100	130/70 - 12 62P reinf.	M&S TL Feelfree Wintec	-	-
Vitality 50 Cross				0931300	120/90 - 10 66L TL	ME 7 TEEN	0931400	130/90 - 10 61L TL	ME 7 TEEN	-	-
		10		1976400	120/90 - 10 57P M&S TL	Feelfree Wintec	1976500	130/90 - 10 61P M&S TL	Feelfree Wintec	-	-
Yager 50				0893800	120/70 - 12 51L TL	ME 7 TEEN	0931600	130/70 - 12 56L TL	ME 7 TEEN	-	-
		10		1823500	120/70 - 12 51P TL	Feelfree Front	1660100	130/70 - 12 62P reinf.TL	Feelfree	-	-
		10		1976000	120/70 - 12 51P M&S TL	Feelfree Wintec	1976100	130/70 - 12 62P reinf.	M&S TL Feelfree Wintec	-	-
Yup 50				0893800	120/70 - 12 51L TL	ME 7 TEEN	1030800	130/70 - 12 62L reinf.TL	ME 7 TEEN	-	-
		10		1823500	120/70 - 12 51P TL	Feelfree Front	1660100	130/70 - 12 62P reinf.TL	Feelfree	-	-
		10		1976000	120/70 - 12 51P M&S TL	Feelfree Wintec	1976100	130/70 - 12 62P reinf.	M&S TL Feelfree Wintec	-	-
Activ SR 125				0711600	2.50 - 17 43P reinf.	ME 22	0115800	2.75 - 17 47P reinf.	ME 22	-	-
Agility 125				0893800	120/70 - 12 51L TL	ME 7 TEEN	0931600	130/70 - 12 56L TL	ME 7 TEEN	-	-
		10		1823500	120/70 - 12 51P TL	Feelfree Front	1660100	130/70 - 12 62P reinf.TL	Feelfree	-	-
		10		1976000	120/70 - 12 51P M&S TL	Feelfree Wintec	1976100	130/70 - 12 62P reinf.	M&S TL Feelfree Wintec	-	-
Bet & Win 125, 150				0893800	120/70 - 12 51L TL	ME 7 TEEN	1030800	130/70 - 12 62L reinf.TL	ME 7 TEEN	-	-
		10		1823500	120/70 - 12 51P TL	Feelfree Front	1660100	130/70 - 12 62P reinf.TL	Feelfree	-	-
		10		1976000	120/70 - 12 51P M&S TL	Feelfree Wintec	1976100	130/70 - 12 62P reinf.	M&S TL Feelfree Wintec	-	-
Calypso 125	KAF			0558000	3.50 - 10 59J reinf.TL	ME 1	0558000	3.50 - 10 59J reinf.TL	ME 1	1.50	2.50
DINK 125				0893800	120/70 - 12 51L TL	ME 7 TEEN	1030800	130/70 - 12 62L reinf.TL	ME 7 TEEN	-	-
		10		1823500	120/70 - 12 51P TL	Feelfree Front	1660100	130/70 - 12 62P reinf.TL	Feelfree	-	-
		10		1976000	120/70 - 12 51P M&S TL	Feelfree Wintec	1976100	130/70 - 12 62P reinf.	M&S TL Feelfree Wintec	-	-
Downtown 125i; 200i; 300i				1660300	120/80 - 14 M/C 58S TL	Feelfree Front	1660200	150/70 - 13 M/C 64S TL	Feelfree	-	-
		10		1870500	120/80 - 14 M/C 58S M&S TL	Feelfree Wintec	1870700	150/70 - 13 M/C 64S M&S TL	Feelfree Wintec	-	-
Grand Dink 125				1823500	120/70 - 12 51P TL	Feelfree Front	1823600	140/70 - 12 65P reinf.TL	Feelfree	-	-
Heroism 125	KAF			0558000	3.50 - 10 59J reinf.TL	ME 1	0558000	3.50 - 10 59J reinf.TL	ME 1	-	-
Movie 125, 150				0893800	120/70 - 12 51L TL	ME 7 TEEN	1030800	130/70 - 12 62L reinf.TL	ME 7 TEEN	-	-
		10		1823500	120/70 - 12 51P TL	Feelfree Front	1660100	130/70 - 12 62P reinf.TL	Feelfree	-	-
		10		1976000	120/70 - 12 51P M&S TL	Feelfree Wintec	1976100	130/70 - 12 62P reinf.	M&S TL Feelfree Wintec	-	-
New Dink 125				0931700	120/70 - 13 M/C 53L TL	ME 7 TEEN	0967600	140/70 - 12 60L TL	ME 7 TEEN	-	-
People S 125				1659700	100/80 - 16 M/C 50P TL	Feelfree Front	1660400	120/80 - 16 M/C 60P TL	Feelfree	-	-
Straight 125				0711600	2.50 - 17 43P reinf.	ME 22	0115800	2.75 - 17 47P reinf.	ME 22	-	-
Vivio 125				0123900	100/90 - 10 61J reinf.TL	ME 5	0123900	100/90 - 10 61J reinf.TL	ME 5	-	-
Yager 125				0893800	120/70 - 12 51L TL	ME 7 TEEN	1030800	130/70 - 12 62L reinf.TL	ME 7 TEEN	-	-
		10		1823500	120/70 - 12 51P TL	Feelfree Front	1660100	130/70 - 12 62P reinf.TL	Feelfree	-	-
		10		1976000	120/70 - 12 51P M&S TL	Feelfree Wintec	1976100	130/70 - 12 62P reinf.	M&S TL Feelfree Wintec	-	-
Yager GT 125				0931700	120/70 - 13 M/C 53L TL	ME 7 TEEN	0967600	140/70 - 12 60L TL	ME 7 TEEN	-	-
Grand Dink 150				1823500	120/70 - 12 51P TL	Feelfree Front	1823600	140/70 - 12 65P reinf.TL	Feelfree	-	-
Heroism 150	KBF			0558000	3.50 - 10 59J reinf.TL	ME 1	0558000	3.50 - 10 59J reinf.TL	ME 1	1.50	2.50
Spacer 150				0123900	100/90 - 10 61J reinf.TL	ME 5	0931100	120/70 - 10 54L reinf.TL	ME 7 TEEN	1.50	2.50
Straight 150				0711600	2.50 - 17 43P reinf.	ME 22	0115800	2.75 - 17 47P reinf.	ME 22	-	-
Vivio 150				0123900	100/90 - 10 61J reinf.TL	ME 5	0123900	100/90 - 10 61J reinf.TL	ME 5	-	-
People S 200i				1659700	100/80 - 16 M/C 50P TL	Feelfree Front	1660400	120/80 - 16 M/C 60P TL	Feelfree	-	-
Bet & Win 250				1823500	120/70 - 12 51P TL	Feelfree Front	1823600	140/70 - 12 65P reinf.TL	Feelfree	-	-





MANUFACTURER	TYPE	Footnotes	FRONT TYRE			REAR TYRE			Inflation Pressure (bar)		
			IP-code	Size	Metzeler-Tread Pattern	IP-code	Size	Metzeler-Tread Pattern	Front	Rear	
Grand Dink 250			10	1823500	120/70 - 12 51P TL	Feelfree Front	1823600	140/70 - 12 65P reinf.TL	Feelfree	-	-
Xciting 250i			10	1823700	120/70 - 15 M/C 56P TL	Feelfree Front	1659600	150/70 - 14 M/C 66S TL	Feelfree	-	-
Xciting 250 i '08			10	1823700	120/70 - 15 M/C 56P TL	Feelfree Front	1659600	150/70 - 14 M/C 66S TL	Feelfree	2.25	2.50
Xciting 500 i; R			10	1823700	120/70 - 15 M/C 56P TL	Feelfree Front	1659600	150/70 - 14 M/C 66S TL	Feelfree	-	-
Myroad			10	1816700	120/70 R 15 M/C 56H TL	Feelfree Front	1659600	150/70 - 14 M/C 66S TL	Feelfree	-	-
LAMBRETTA											
125 LJ				0558000	3.50 - 10 59J reinf.TL	ME 1	0558000	3.50 - 10 59J reinf.TL	ME 1	1.50	2.50
150 Spezial				0558000	3.50 - 10 59J reinf.TL	ME 1	0558000	3.50 - 10 59J reinf.TL	ME 1	1.50	2.00
NV 150				0558000	3.50 - 10 59J reinf.TL	ME 1	0558000	3.50 - 10 59J reinf.TL	ME 1	-	-
T5 - 150				0558000	3.50 - 10 59J reinf.TL	ME 1	0558000	3.50 - 10 59J reinf.TL	ME 1	-	-
LECSON											
LTS 50 BW				0893900	130/60 - 13 M/C 53L TL	ME 7 TEEN	0893900	130/60 - 13 M/C 53L TL	ME 7 TEEN	-	-
			10	1976200	130/60 - 13 M/C 53P M&S TL	Feelfree Wintec	1976300	130/60 - 13 M/C 60P reinf.	M&S TL Feelfree Wintec	-	-
LTS 50 TR				0557600	3.00 - 10 50J reinf.TL	ME 1	0557600	3.00 - 10 50J reinf.TL	ME 1	-	-
LML - VESPA											
NV 125				0558000	3.50 - 10 59J reinf.TL	ME 1	0558000	3.50 - 10 59J reinf.TL	ME 1	1.50	2.50
Star 4 / Star 2			10	0558000	3.50 - 10 59J reinf.TL	ME 1	0558000	3.50 - 10 59J reinf.TL	ME 1	-	-
NV 150				0558000	3.50 - 10 59J reinf.TL	ME 1	0558000	3.50 - 10 59J reinf.TL	ME 1	1.50	2.50
Star 4 / Star 2			10	0558000	3.50 - 10 59J reinf.TL	ME 1	0558000	3.50 - 10 59J reinf.TL	ME 1	-	-
T 5 150				0558000	3.50 - 10 59J reinf.TL	ME 1	0558000	3.50 - 10 59J reinf.TL	ME 1	1.50	2.50
NV 200				0558000	3.50 - 10 59J reinf.TL	ME 1	0558000	3.50 - 10 59J reinf.TL	ME 1	1.50	2.50
T 5 200				0558000	3.50 - 10 59J reinf.TL	ME 1	0558000	3.50 - 10 59J reinf.TL	ME 1	1.50	2.50
MALAGUTI											
Crosser CR 1				0967800	110/90 - 12 64L TL	ME 7 TEEN	0931400	130/90 - 10 61L TL	ME 7 TEEN	1.50	2.20
F 10 Jet Line				0930900	100/80 - 10 53L TL	ME 7 TEEN	0930900	100/80 - 10 53L TL	ME 7 TEEN	1.40	2.20
Firefox F15				0893800	120/70 - 12 51L TL	ME 7 TEEN	1030800	130/70 - 12 62L reinf.TL	ME 7 TEEN	1.30	2.20
			10	1823500	120/70 - 12 51P TL	Feelfree Front	1660100	130/70 - 12 62P reinf.TL	Feelfree	1.30	2.20
			10	1976000	120/70 - 12 51P M&S TL	Feelfree Wintec	1976100	130/70 - 12 62P reinf.	M&S TL Feelfree Wintec	1.30	2.20
Phantom F-12, LC				0893800	120/70 - 12 51L TL	ME 7 TEEN	1030800	130/70 - 12 62L reinf.TL	ME 7 TEEN	1.30	2.20
			10	1823500	120/70 - 12 51P TL	Feelfree Front	1660100	130/70 - 12 62P reinf.TL	Feelfree	1.30	2.20
			10	1976000	120/70 - 12 51P M&S TL	Feelfree Wintec	1976100	130/70 - 12 62P reinf.	M&S TL Feelfree Wintec	1.30	2.20
Yesterday 50				0123900	100/90 - 10 61J reinf.TL	ME 5	0123900	100/90 - 10 61J reinf.TL	ME 5	-	-
Millenium 100 2t, 125, 150				0893800	120/70 - 12 51L TL	ME 7 TEEN	1030800	130/70 - 12 62L reinf.TL	ME 7 TEEN	-	-
			10	1823500	120/70 - 12 51P TL	Feelfree Front	1660100	130/70 - 12 62P reinf.TL	Feelfree	-	-
			10	1976000	120/70 - 12 51P M&S TL	Feelfree Wintec	1976100	130/70 - 12 62P reinf.	M&S TL Feelfree Wintec	-	-
Password 250			10	1659800	110/70 - 16 M/C 52P TL	Feelfree Front	1660500	140/70 - 16 M/C 65P TL	Feelfree	-	-
MBK											
Booster, Rocket				0893800	120/70 - 12 51L TL	ME 7 TEEN	1030800	130/70 - 12 62L reinf.TL	ME 7 TEEN	1.30	2.00
			10	1823500	120/70 - 12 51P TL	Feelfree Front	1660100	130/70 - 12 62P reinf.TL	Feelfree	1.30	2.00
			10	1976000	120/70 - 12 51P M&S TL	Feelfree Wintec	1976100	130/70 - 12 62P reinf.	M&S TL Feelfree Wintec	1.30	2.00
Booster 50, NG	SA05			0931300	120/90 - 10 66L TL	ME 7 TEEN	0931400	130/90 - 10 61L TL	ME 7 TEEN	1.30	2.00
			10	1976400	120/90 - 10 57P M&S TL	Feelfree Wintec	1976500	130/90 - 10 61P M&S TL	Feelfree Wintec	1.30	2.00
Booster Track				0931400	130/90 - 10 61L TL	ME 7 TEEN	0931400	130/90 - 10 61L TL	ME 7 TEEN	1.30	2.00
Evolis 50				0557200	90/90 - 10 50J TL	ME 1	0557200	90/90 - 10 50J TL	ME 1	1.50	2.50
Fizz 50	4 RC			0123900	100/90 - 10 61J reinf.TL	ME 5	0123900	100/90 - 10 61J reinf.TL	ME 5	1.50	2.50
Forte				0930900	100/80 - 10 53L TL	ME 7 TEEN	0930900	100/80 - 10 53L TL	ME 7 TEEN	1.50	2.50
Nitro, Naked 50				0893900	130/60 - 13 M/C 53L TL	ME 7 TEEN	0931900	140/60 - 13 M/C 57L TL	ME 7 TEEN	-	-
Ovetto				0893800	120/70 - 12 51L TL	ME 7 TEEN	1030800	130/70 - 12 62L reinf.TL	ME 7 TEEN	1.30	2.00
			10	1823500	120/70 - 12 51P TL	Feelfree Front	1660100	130/70 - 12 62P reinf.TL	Feelfree	1.30	2.00
			10	1976000	120/70 - 12 51P M&S TL	Feelfree Wintec	1976100	130/70 - 12 62P reinf.	M&S TL Feelfree Wintec	1.30	2.00
Stunt Naked				0893800	120/70 - 12 51L TL	ME 7 TEEN	0931600	130/70 - 12 56L TL	ME 7 TEEN	-	-
			10	1823500	120/70 - 12 51P TL	Feelfree Front	1660100	130/70 - 12 62P reinf.TL	Feelfree	-	-
			10	1976000	120/70 - 12 51P M&S TL	Feelfree Wintec	1976100	130/70 - 12 62P reinf.	M&S TL Feelfree Wintec	-	-

Evolis 80	4 MU			0930900	100/80 - 10 53L TL	ME 7 TEEN	0930900	100/80 - 10 53L TL	ME 7 TEEN	1.50	2.50
DOODO 125	SE 04			0893800	120/70 - 12 51L TL	ME 7 TEEN	0893800	120/70 - 12 51L TL	ME 7 TEEN	-	-
Flame 125	4 NB			0558000	3.50 - 10 59J reinf.TL	ME 1	0558000	3.50 - 10 59J reinf.TL	ME 1	1.50	2.50
Rocket				0893800	120/70 - 12 51L TL	ME 7 TEEN	1030800	130/70 - 12 62L reinf.TL	ME 7 TEEN	-	-
			10	1823500	120/70 - 12 51P TL	Feelfree Front	1660100	130/70 - 12 62P reinf.TL	Feelfree	-	-
			10	1976000	120/70 - 12 51P M&S TL	Feelfree Wintec	1976100	130/70 - 12 62P reinf.	M&S TL Feelfree Wintec	-	-
Skycruiser 125			10	1823700	120/70 - 15 M/C 56P TL	Feelfree Front	1823800	140/70 - 14 M/C 68P reinf.TL	Feelfree	-	-
			10	1870600	120/70 - 15 M/C 56P M&S TL	Feelfree Wintec	1870800	140/70 - 14 M/C 68P reinf.	M&S TL Feelfree Wintec	-	-
Skyliner 125 / 150				0893800	120/70 - 12 51L TL	ME 7 TEEN	1030800	130/70 - 12 62L reinf.TL	ME 7 TEEN	-	-
			10	1823500	120/70 - 12 51P TL	Feelfree Front	1660100	130/70 - 12 62P reinf.TL	Feelfree	-	-
			10	1976000	120/70 - 12 51P M&S TL	Feelfree Wintec	1976100	130/70 - 12 62P reinf.	M&S TL Feelfree Wintec	-	-
Thunder 125	SE 05			0893900	130/60 - 13 M/C 53L TL	ME 7 TEEN	0931900	140/60 - 13 M/C 57L TL	ME 7 TEEN	-	-
MZ											
Moskito 50				0930900	100/80 - 10 53L TL	ME 7 TEEN	0930900	100/80 - 10 53L TL	ME 7 TEEN	1.50	2.20
Moskito SX	JP			0931300	120/90 - 10 66L TL	ME 7 TEEN	0931400	130/90 - 10 61L TL	ME 7 TEEN	-	-
			10	1976400	120/90 - 10 57P M&S TL	Feelfree Wintec	1976500	130/90 - 10 61P M&S TL	Feelfree Wintec	-	-
Mantiz Z125				0711600	2.50 - 17 43P reinf.	ME 22	0115800	2.75 - 17 47P reinf.	ME 22	-	-
Moskito 125	AE			0893800	120/70 - 12 51L TL	ME 7 TEEN	1030800	130/70 - 12 62L reinf.TL	ME 7 TEEN	-	-
			10	1823500	120/70 - 12 51P TL	Feelfree Front	1660100	130/70 - 12 62P reinf.TL	Feelfree	-	-
			10	1976000	120/70 - 12 51P M&S TL	Feelfree Wintec	1976100	130/70 - 12 62P reinf.	M&S TL Feelfree Wintec	-	-
PEUGEOT											
Buxy, RS				0931300	120/90 - 10 66L TL	ME 7 TEEN	0931400	130/90 - 10 61L TL	ME 7 TEEN	1.30	2.00
			10	1976400	120/90 - 10 57P M&S TL	Feelfree Wintec	1976500	130/90 - 10 61P M&S TL	Feelfree Wintec	1.30	2.00
Elyseo 50				0893800	120/70 - 12 51L TL	ME 7 TEEN	0893800	120/70 - 12 51L TL	ME 7 TEEN	1.30	1.60
			10	0893800	120/70 - 12 51L TL	ME 7 TEEN	0931600	130/70 - 12 56L TL	ME 7 TEEN	1.30	1.60
			10	1823500	120/70 - 12 51P TL	Feelfree Front	1660100	130/70 - 12 62P reinf.TL	Feelfree	1.30	1.60
			10	1976000	120/70 - 12 51P M&S TL	Feelfree Wintec	1976100	130/70 - 12 62P reinf.	M&S TL Feelfree Wintec	1.30	1.60
Elystar 50				0893800	120/70 - 12 51L TL	ME 7 TEEN	0893800	120/70 - 12 51L TL	ME 7 TEEN	1.30	1.60
			10	0893800	120/70 - 12 51L TL	ME 7 TEEN	0931600	130/70 - 12 56L TL	ME 7 TEEN	1.30	1.60
			10	1823500	120/70 - 12 51P TL	Feelfree Front	1660100	130/70 - 12 62P reinf.TL	Feelfree	1.30	1.60
			10	1976000	120/70 - 12 51P M&S TL	Feelfree Wintec	1976100	130/70 - 12 62P reinf.	M&S TL Feelfree Wintec	1.30	1.60
Jet Force C-Tech				0893800	120/70 - 12 51L TL	ME 7 TEEN	0931600	130/70 - 12 56L TL	ME 7 TEEN	1.60	1.80
			10	1823500	120/70 - 12 51P TL	Feelfree Front	1660100	130/70 - 12 62P reinf.TL	Feelfree	1.60	1.80
			10	1976000	120/70 - 12 51P M&S TL	Feelfree Wintec	1976100	130/70 - 12 62P reinf.	M&S TL Feelfree Wintec	1.60	1.80
Ludix one	Vers. AAM; ADM			0557200	90/90 - 10 50J TL	ME 1	0557200	90/90 - 10 50J TL	ME 1	1.80	2.00
Ludix Snake, Blaster, Techno S.	Vers. AC; AF; CC			0931300	120/90 - 10 66L TL	ME 7 TEEN	0931400	130/90 - 10 61L TL	ME 7 TEEN	1.30	1.60
			10	1976400	120/90 - 10 57P M&S TL	Feelfree Wintec	1976500	130/90 - 10 61P M&S TL	Feelfree Wintec	1.30	1.60
Ludix trend	Vers. AAA; ADA			0930900	100/80 - 10 53L TL	ME 7 TEEN	0931000	110/80 - 10 58L TL	ME 7 TEEN	2.00	2.20
Ludix	Vers. AF; CC; CF			0893800	120/70 - 12 51L TL	ME 7 TEEN	0931600	130/70 - 12 56L TL	ME 7 TEEN	1.60	1.80
			10	1823500	120/70 - 12 51P TL	Feelfree Front	1660100	130/70 - 12 62P reinf.TL	Feelfree	1.60	1.80
			10	1976000	120/70 - 12 51P M&S TL	Feelfree Wintec	1976100	130/70 - 12 62P reinf.	M&S TL Feelfree Wintec	1.60	1.80
Metal-X				0931300	120/90 - 10 66L TL	ME 7 TEEN	0931400	130/90 - 10 61L TL	ME 7 TEEN	-	-
			10	1976400	120/90 - 10 57P M&S TL	Feelfree Wintec	1976500	130/90 - 10 61P M&S TL	Feelfree Wintec	-	-
New Vivacity 50				0893800	120/70 - 12 51L TL	ME 7 TEEN	0893800	120/70 - 12 51L TL	ME 7 TEEN	1.60	1.80
Speed				0930900	100/80 - 10 53L TL	ME 7 TEEN	0931000	110/80 - 10 58L TL	ME 7 TEEN	-	-
				0893800	120/70 - 12 51L TL	ME 7 TEEN	1030800	130/70 - 12 62L reinf.TL	ME 7 TEEN	-	-
			10	1823500	120/70 - 12 51P TL	Feelfree Front	1660100	130/70 - 12 62P reinf.TL	Feelfree	-	-
			10	1976000	120/70 - 12 51P M&S TL	Feelfree Wintec	1976100	130/70 - 12 62P reinf.	M&S TL Feelfree Wintec	-	-
Speedake, F1				0893800	120/70 - 12 51L TL	ME 7 TEEN	1030800	130/70 - 12 62L reinf.TL	ME 7 TEEN	1.30	2.00
			10	1823500	120/70 - 12 51P TL	Feelfree Front	1660100	130/70 - 12 62P reinf.TL	Feelfree	1.30	2.00
			10	1976000	120/70 - 12 51P M&S TL	Feelfree Wintec	1976100	130/70 - 12 62P reinf.	M&S TL Feelfree Wintec	1.30	2.00
Speedfight				0893800	120/70 - 12 51L TL	ME 7 TEEN	0931600	130/70 - 12 56L TL	ME 7 TEEN	1.60	1.80
			10	1823500	120/70 - 12 51P TL	Feelfree Front	1660100	130/70 - 12 62P reinf.TL	Feelfree	1.60	1.80
			10	1976000	120/70 - 12 51P M&S TL	Feelfree Wintec	1976100	130/70 - 12 62P reinf.	M&S TL Feelfree Wintec	1.60	1.80
Speedfight 50, Speedfight 2				0893800	120/70 - 12 51L TL	ME 7 TEEN	1030800	130/70 - 12 62L reinf.TL	ME 7 TEEN	1.30	2.00
			10	1823500	120/70 - 12 51P TL	Feelfree Front	1660100	130/70 - 12 62P reinf.TL	Feelfree	1.30	2.00
			10	1976000	120/70 - 12 51P M&S TL	Feelfree Wintec	1976100	130/70 - 12 62P reinf.	M&S TL Feelfree Wintec	1.30	2.00
Speedfight LC				0893800	120/70 - 12 51L TL	ME 7 TEEN	0967600	140/70 - 12 60L TL	ME 7 TEEN	1.30	2.00
			10	1823500	120/70 - 12 51P TL	Feelfree Front	1823600	140/70 - 12 65P reinf.TL	Feelfree	1.30	2.00





MANUFACTURER	TYPE	Footnotes	FRONT TYRE			REAR TYRE			Inflation Pressure (bar)	
			IP-code	Size	Metzeler-Tread Pattern	IP-code	Size	Metzeler-Tread Pattern	Front	Rear
Squab			0931300	120/90 - 10 66L TL	ME 7 TEEN	0931400	130/90 - 10 61L TL	ME 7 TEEN	1.30	2.00
		10	1976400	120/90 - 10 57P M&S TL	Feelfree Wintec	1976500	130/90 - 10 61P M&S TL	Feelfree Wintec	1.30	2.00
SV 50, Sport, T, D			0557200	90/90 - 10 50J TL	ME 1	0557200	90/90 - 10 50J TL	ME 1	1.80	2.20
TKR 50			0931300	120/90 - 10 66L TL	ME 7 TEEN	0931400	130/90 - 10 61L TL	ME 7 TEEN	1.30	1.60
		10	1976400	120/90 - 10 57P M&S TL	Feelfree Wintec	1976500	130/90 - 10 61P M&S TL	Feelfree Wintec	1.30	1.60
Trekker Road 50			0893800	120/70 - 12 51L TL	ME 7 TEEN	1030800	130/70 - 12 62L reinf.TL	ME 7 TEEN	1.30	2.00
		10	1823500	120/70 - 12 51P TL	Feelfree Front	1660100	130/70 - 12 62P reinf.TL	Feelfree	1.30	2.00
		10	1976000	120/70 - 12 51P M&S TL	Feelfree Wintec	1976100	130/70 - 12 62P reinf.	M&S TL Feelfree Wintec	1.30	2.00
V-Clic 50			0558000	3.50 - 10 59J reinf.TL	ME 1	0558000	3.50 - 10 59J reinf.TL	ME 1	1.80	2.00
		10	0557600	3.00 - 10 50J reinf.TL	ME 1	0557600	3.00 - 10 50J reinf.TL	ME 1	1.80	2.00
Vivacity 50, Sportline 2			0893800	120/70 - 12 51L TL	ME 7 TEEN	0893800	120/70 - 12 51L TL	ME 7 TEEN	1.60	1.80
			0893800	120/70 - 12 51L TL	ME 7 TEEN	1030800	130/70 - 12 62L reinf.TL	ME 7 TEEN	1.60	1.80
		10	1823500	120/70 - 12 51P TL	Feelfree Front	1660100	130/70 - 12 62P reinf.TL	Feelfree	1.60	1.80
		10	1976000	120/70 - 12 51P M&S TL	Feelfree Wintec	1976100	130/70 - 12 62P reinf.	M&S TL Feelfree Wintec	1.60	1.80
Vivacity Compact 50			0930900	100/80 - 10 53L TL	ME 7 TEEN	0931100	120/70 - 10 54L reinf.TL	ME 7 TEEN	1.30	1.60
Zenith M, LM			0123900	100/90 - 10 61J reinf.TL	ME 5	0931300	120/90 - 10 66L TL	ME 7 TEEN	1.80	2.00
Zenith MA			0557200	90/90 - 10 50J TL	ME 1	0557200	90/90 - 10 50J TL	ME 1	1.80	2.20
Zenith Sport (LS)			0123900	100/90 - 10 61J reinf.TL	ME 5	0123900	100/90 - 10 61J reinf.TL	ME 5	1.80	2.20
SC 80 L			0558000	3.50 - 10 59J reinf.TL	ME 1	0558000	3.50 - 10 59J reinf.TL	ME 1	1.80	2.20
SV 80 EX			0123900	100/90 - 10 61J reinf.TL	ME 5	0123900	100/90 - 10 61J reinf.TL	ME 5	1.80	2.20
Elyseo 100			0893800	120/70 - 12 51L TL	ME 7 TEEN	0893800	120/70 - 12 51L TL	ME 7 TEEN	1.30	2.50
		10	1823500	120/70 - 12 51P TL	Feelfree Front	1660100	130/70 - 12 62P reinf.TL	Feelfree	1.30	2.50
		10	1976000	120/70 - 12 51P M&S TL	Feelfree Wintec	1976100	130/70 - 12 62P reinf.	M&S TL Feelfree Wintec	1.30	2.50
Speedfight (2) 100			0893800	120/70 - 12 51L TL	ME 7 TEEN	0967600	140/70 - 12 60L TL	ME 7 TEEN	1.30	1.60
		10	0893800	120/70 - 12 51L TL	ME 7 TEEN	0931600	130/70 - 12 56L TL	ME 7 TEEN	1.30	1.60
		10	1823500	120/70 - 12 51P TL	Feelfree Front	1660100	130/70 - 12 62P reinf.TL	Feelfree	1.30	1.60
		10	1823500	120/70 - 12 51P TL	Feelfree Front	1823600	140/70 - 12 65P reinf.TL	Feelfree	1.30	1.60
		10	1976000	120/70 - 12 51P M&S TL	Feelfree Wintec	1976100	130/70 - 12 62P reinf.	M&S TL Feelfree Wintec	1.30	1.60
TKR 100			0893800	120/70 - 12 51L TL	ME 7 TEEN	1030800	130/70 - 12 62L reinf.TL	ME 7 TEEN	-	-
		10	1823500	120/70 - 12 51P TL	Feelfree Front	1660100	130/70 - 12 62P reinf.TL	Feelfree	-	-
		10	1976000	120/70 - 12 51P M&S TL	Feelfree Wintec	1976100	130/70 - 12 62P reinf.	M&S TL Feelfree Wintec	-	-
Trekker Road 100			0893800	120/70 - 12 51L TL	ME 7 TEEN	1030800	130/70 - 12 62L reinf.TL	ME 7 TEEN	1.80	2.50
		10	1823500	120/70 - 12 51P TL	Feelfree Front	1660100	130/70 - 12 62P reinf.TL	Feelfree	1.80	2.50
		10	1976000	120/70 - 12 51P M&S TL	Feelfree Wintec	1976100	130/70 - 12 62P reinf.	M&S TL Feelfree Wintec	1.80	2.50
Vivacity 100			0893800	120/70 - 12 51L TL	ME 7 TEEN	1030800	130/70 - 12 62L reinf.TL	ME 7 TEEN	1.30	1.60
		10	0893800	120/70 - 12 51L TL	ME 7 TEEN	0967600	140/70 - 12 60L TL	ME 7 TEEN	1.30	1.60
		10	1823500	120/70 - 12 51P TL	Feelfree Front	1660100	130/70 - 12 62P reinf.TL	Feelfree	1.30	1.60
		10	1823500	120/70 - 12 51P TL	Feelfree Front	1823600	140/70 - 12 65P reinf.TL	Feelfree	1.30	1.60
		10	1976000	120/70 - 12 51P M&S TL	Feelfree Wintec	1976100	130/70 - 12 62P reinf.	M&S TL Feelfree Wintec	1.30	1.60
Elyseo 125			0893800	120/70 - 12 51L TL	ME 7 TEEN	1030800	130/70 - 12 62L reinf.TL	ME 7 TEEN	1.30	1.60
		10	0893800	120/70 - 12 51L TL	ME 7 TEEN	0967600	140/70 - 12 60L TL	ME 7 TEEN	1.30	1.60
		10	1823500	120/70 - 12 51P TL	Feelfree Front	1660100	130/70 - 12 62P reinf.TL	Feelfree	1.30	1.60
		10	1823500	120/70 - 12 51P TL	Feelfree Front	1823600	140/70 - 12 65P reinf.TL	Feelfree	1.30	1.60
		10	1976000	120/70 - 12 51P M&S TL	Feelfree Wintec	1976100	130/70 - 12 62P reinf.	M&S TL Feelfree Wintec	1.30	1.60
Elystar 125 / 150			1325800	120/70 - 12 58L TL	ME 7 TEEN	1030800	130/70 - 12 62L reinf.TL	ME 7 TEEN	1.30	1.60
		10	0893800	120/70 - 12 51L TL	ME 7 TEEN	0967600	140/70 - 12 60L TL	ME 7 TEEN	1.30	1.60
		10	1823500	120/70 - 12 51P TL	Feelfree Front	1660100	130/70 - 12 62P reinf.TL	Feelfree	1.30	1.60
		10	1823500	120/70 - 12 51P TL	Feelfree Front	1823600	140/70 - 12 65P reinf.TL	Feelfree	1.30	1.60
		10	1976000	120/70 - 12 51P M&S TL	Feelfree Wintec	1976100	130/70 - 12 62P reinf.	M&S TL Feelfree Wintec	1.30	1.60
Geopolis 125			1659800	110/70 - 16 M/C 52P TL	Feelfree Front	1660500	140/70 - 16 M/C 65P TL	Feelfree	2.10	2.30
Sum-Up 125			0893900	130/60 - 13 M/C 53L TL	ME 7 TEEN	0893900	130/60 - 13 M/C 53L TL	ME 7 TEEN	1.80	2.30
		10	1976200	130/60 - 13 M/C 53P M&S TL	Feelfree Wintec	1976300	130/60 - 13 M/C 60P reinf.	M&S TL Feelfree Wintec	1.80	2.30
SV 125C EX			0123900	100/90 - 10 61J reinf.TL	ME 5	0123900	100/90 - 10 61J reinf.TL	ME 5	1.80	2.50

Elyseo 150					0893800	120/70 - 12 51L TL	ME 7 TEEN	1030800	130/70 - 12 62L reinf.TL	ME 7 TEEN	1.30	1.60
				10	0893800	120/70 - 12 51L TL	ME 7 TEEN	0967600	140/70 - 12 60L TL	ME 7 TEEN	1.30	1.60
				10	1823500	120/70 - 12 51P TL	Feelfree Front	1660100	130/70 - 12 62P reinf.TL	Feelfree	1.30	1.60
				10	1823500	120/70 - 12 51P TL	Feelfree Front	1823600	140/70 - 12 65P reinf.TL	Feelfree	1.30	1.60
				10	1976000	120/70 - 12 51P M&S TL	Feelfree Wintec	1976100	130/70 - 12 62P reinf.	M&S TL Feelfree Wintec	1.30	1.60
Geopolis 250				10	1659800	110/70 - 16 M/C 52P TL	Feelfree Front	1660500	140/70 - 16 M/C 65P TL	Feelfree	2.10	2.40
Geopolis 400 / 500				10	1677800	110/70 - 16 M/C 52S TL	Feelfree Front	1659600	150/70 - 14 M/C 66S TL	Feelfree	2.10	2.40
Satelis 400 / 500					1659500	120/70 - 14 M/C 55S TL	Feelfree Front	1659600	150/70 - 14 M/C 66S TL	Feelfree	2.10	2.40
PGO												
Big Max 50,90					0931300	120/90 - 10 66L TL	ME 7 TEEN	0931400	130/90 - 10 61L TL	ME 7 TEEN	1.40	2.40
				10	1976400	120/90 - 10 57P M&S TL	Feelfree Wintec	1976500	130/90 - 10 61P M&S TL	Feelfree Wintec	1.40	2.40
Comet 50					0557600	3.00 - 10 50J reinf.TL	ME 1	0557600	3.00 - 10 50J reinf.TL	ME 1	1.50	2.50
E-Big Max					0931300	120/90 - 10 66L TL	ME 7 TEEN	0931400	130/90 - 10 61L TL	ME 7 TEEN	-	-
				10	1976400	120/90 - 10 57P M&S TL	Feelfree Wintec	1976500	130/90 - 10 61P M&S TL	Feelfree Wintec	-	-
EPS 50					0893800	120/70 - 12 51L TL	ME 7 TEEN	1030800	130/70 - 12 62L reinf.TL	ME 7 TEEN	-	-
				10	1823500	120/70 - 12 51P TL	Feelfree Front	1660100	130/70 - 12 62P reinf.TL	Feelfree	-	-
				10	1976000	120/70 - 12 51P M&S TL	Feelfree Wintec	1976100	130/70 - 12 62P reinf.	M&S TL Feelfree Wintec	-	-
Galaxy 25, 50, 90					0557600	3.00 - 10 50J reinf.TL	ME 1	0557600	3.00 - 10 50J reinf.TL	ME 1	1.50	2.30
G Max 50					0893800	120/70 - 12 51L TL	ME 7 TEEN	0931600	130/70 - 12 56L TL	ME 7 TEEN	-	-
				10	1823500	120/70 - 12 51P TL	Feelfree Front	1660100	130/70 - 12 62P reinf.TL	Feelfree	-	-
				10	1976000	120/70 - 12 51P M&S TL	Feelfree Wintec	1976100	130/70 - 12 62P reinf.	M&S TL Feelfree Wintec	-	-
Mega 50					0557600	3.00 - 10 50J reinf.TL	ME 1	0557600	3.00 - 10 50J reinf.TL	ME 1	-	-
PMX 50				10	0931300	120/90 - 10 66L TL	ME 7 TEEN	0931400	130/90 - 10 61L TL	ME 7 TEEN	-	-
				10	1976400	120/90 - 10 57P M&S TL	Feelfree Wintec	1976500	130/90 - 10 61P M&S TL	Feelfree Wintec	-	-
PMX Sport 50					0893800	120/70 - 12 51L TL	ME 7 TEEN	0931400	130/90 - 10 61L TL	ME 7 TEEN	-	-
					0893800	120/70 - 12 51L TL	ME 7 TEEN	1030800	130/70 - 12 62L reinf.TL	ME 7 TEEN	-	-
				10	1823500	120/70 - 12 51P TL	Feelfree Front	1660100	130/70 - 12 62P reinf.TL	Feelfree	-	-
				10	1976000	120/70 - 12 51P M&S TL	Feelfree Wintec	1976100	130/70 - 12 62P reinf.	M&S TL Feelfree Wintec	-	-
				10	1976000	120/70 - 12 51P M&S TL	Feelfree Wintec	1976500	130/90 - 10 61P M&S TL	Feelfree Wintec	-	-
Rodoshow 50					0557200	90/90 - 10 50J TL	ME 1	0557200	90/90 - 10 50J TL	ME 1	-	-
Star 50, 80					0557600	3.00 - 10 50J reinf.TL	ME 1	0557600	3.00 - 10 50J reinf.TL	ME 1	1.50	2.50
T-Rex 50					0893800	120/70 - 12 51L TL	ME 7 TEEN	1030800	130/70 - 12 62L reinf.TL	ME 7 TEEN	-	-
				10	1823500	120/70 - 12 51P TL	Feelfree Front	1660100	130/70 - 12 62P reinf.TL	Feelfree	-	-
				10	1976000	120/70 - 12 51P M&S TL	Feelfree Wintec	1976100	130/70 - 12 62P reinf.	M&S TL Feelfree Wintec	-	-
Tornado 50, 1,25					0893800	120/70 - 12 51L TL	ME 7 TEEN	1030800	130/70 - 12 62L reinf.TL	ME 7 TEEN	-	-
				10	1823500	120/70 - 12 51P TL	Feelfree Front	1660100	130/70 - 12 62P reinf.TL	Feelfree	-	-
				10	1976000	120/70 - 12 51P M&S TL	Feelfree Wintec	1976100	130/70 - 12 62P reinf.	M&S TL Feelfree Wintec	-	-
Ligero					0558000	3.50 - 10 59J reinf.TL	ME 1	0558000	3.50 - 10 59J reinf.TL	ME 1	-	-
T-Rex 125					0893800	120/70 - 12 51L TL	ME 7 TEEN	1030800	130/70 - 12 62L reinf.TL	ME 7 TEEN	-	-
				10	1823500	120/70 - 12 51P TL	Feelfree Front	1660100	130/70 - 12 62P reinf.TL	Feelfree	-	-
				10	1976000	120/70 - 12 51P M&S TL	Feelfree Wintec	1976100	130/70 - 12 62P reinf.	M&S TL Feelfree Wintec	-	-
PIAGGIO												
ZIP 25					0557200	90/90 - 10 50J TL	ME 1	0557200	90/90 - 10 50J TL	ME 1	-	-
50 N, Spezial					0557600	3.00 - 10 50J reinf.TL	ME 1	0557600	3.00 - 10 50J reinf.TL	ME 1	1.50	2.50
Diesis 50					0893800	120/70 - 12 51L TL	ME 7 TEEN	0893800	120/70 - 12 51L TL	ME 7 TEEN	-	-
NRG 50, MC2					0893900	130/60 - 13 M/C 53L TL	ME 7 TEEN	0893900	130/60 - 13 M/C 53L TL	ME 7 TEEN	1.30	2.30
				10	1976200	130/60 - 13 M/C 53P M&S TL	Feelfree Wintec	1976300	130/60 - 13 M/C 60P reinf.	M&S TL Feelfree Wintec	1.30	2.30
NRG Power					0931700	120/70 - 13 M/C 53L TL	ME 7 TEEN	0931900	140/60 - 13 M/C 57L TL	ME 7 TEEN	-	-
NRG Power 50 PJ, DT, DD	C45				0931700	120/70 - 13 M/C 53L TL	ME 7 TEEN	0931900	140/60 - 13 M/C 57L TL	ME 7 TEEN	-	-
PK 50, S, Lusso					0557600	3.00 - 10 50J reinf.TL	ME 1	0557600	3.00 - 10 50J reinf.TL	ME 1	1.50	1.75
PK 50, XL, XL2, Autom.					0557600	3.00 - 10 50J reinf.TL	ME 1	0557600	3.00 - 10 50J reinf.TL	ME 1	1.50	2.50
Quartz 50 Automatik					0930900	100/80 - 10 53L TL	ME 7 TEEN	0930900	100/80 - 10 53L TL	ME 7 TEEN	1.20	2.50
Sfera 50 Automatik	NSL 50				0557200	90/90 - 10 50J TL	ME 1	0557200	90/90 - 10 50J TL	ME 1	1.20	2.50
Storm 50					0931300	120/90 - 10 66L TL	ME 7 TEEN	0931300	120/90 - 10 66L TL	ME 7 TEEN	-	-
Storm 50 Autom.					0893900	130/60 - 13 M/C 53L TL	ME 7 TEEN	0893900	130/60 - 13 M/C 53L TL	ME 7 TEEN	-	-
				10	1976200	130/60 - 13 M/C 53P M&S TL	Feelfree Wintec	1976300	130/60 - 13 M/C 60P reinf.	M&S TL Feelfree Wintec	-	-
TPH 50					0931300	120/90 - 10 66L TL	ME 7 TEEN	0931300	120/90 - 10 66L TL	ME 7 TEEN	1.30	2.50
TPH 50 X-R					0931300	120/90 - 10 66L TL	ME 7 TEEN	0931300	120/90 - 10 66L TL	ME 7 TEEN	-	-
Typhoon Trussardi					0931300	120/90 - 10 66L TL	ME 7 TEEN	0931300	120/90 - 10 66L TL	ME 7 TEEN	-	-





MANUFACTURER	TYPE	Footnotes	FRONT TYRE			REAR TYRE			Inflation Pressure (bar)	
			IP-code	Size	Metzeler-Tread Pattern	IP-code	Size	Metzeler-Tread Pattern	Front	Rear
Vespa ET2			0930900	100/80 - 10 53L TL	ME 7 TEEN	0931100	120/70 - 10 54L reinf.TL	ME 7 TEEN	-	-
Vespa ET2 Injection			0930900	100/80 - 10 53L TL	ME 7 TEEN	0931100	120/70 - 10 54L reinf.TL	ME 7 TEEN	-	-
ZIP & ZIP Bimodale Autom.			0557200	90/90 - 10 50J TL	ME 1	0557200	90/90 - 10 50J TL	ME 1	1.30	2.50
Zip 50			0557200	90/90 - 10 50J TL	ME 1	0557200	90/90 - 10 50J TL	ME 1	1.20	1.70
ZIP 50 '02			0930900	100/80 - 10 53L TL	ME 7 TEEN	0931100	120/70 - 10 54L reinf.TL	ME 7 TEEN	-	-
ZIP 50 Fast-Rider Autom.			0930900	100/80 - 10 53L TL	ME 7 TEEN	0930900	100/80 - 10 53L TL	ME 7 TEEN	1.30	2.50
Zip Base 50, 25			0930900	100/80 - 10 53L TL	ME 7 TEEN	0930900	100/80 - 10 53L TL	ME 7 TEEN	1.30	2.50
P 80 X			0558000	3.50 - 10 59J reinf.TL	ME 1	0558000	3.50 - 10 59J reinf.TL	ME 1	1.50	2.50
PK 80 S, Lusso			0557600	3.00 - 10 50J reinf.TL	ME 1	0557600	3.00 - 10 50J reinf.TL	ME 1	1.50	2.50
PX 80 E Lusso			0558000	3.50 - 10 59J reinf.TL	ME 1	0558000	3.50 - 10 59J reinf.TL	ME 1	1.50	2.50
Sfera 80 Automatic	NSL 80		0557200	90/90 - 10 50J TL	ME 1	0930900	100/80 - 10 53L TL	ME 7 TEEN	1.50	2.50
TPH 80			0931300	120/90 - 10 66L TL	ME 7 TEEN	0931300	120/90 - 10 66L TL	ME 7 TEEN	1.30	2.50
Diesis 100			0893800	120/70 - 12 51L TL	ME 7 TEEN	0893800	120/70 - 12 51L TL	ME 7 TEEN	-	-
125 SKR Automatic			0930900	100/80 - 10 53L TL	ME 7 TEEN	0931000	110/80 - 10 58L TL	ME 7 TEEN	1.40	2.30
Beverly 125 / GT			1659800	110/70 - 16 M/C 52P TL	Feelfree Front	1660500	140/70 - 16 M/C 65P TL	Feelfree	-	-
Carnaby 125; 200 (RAM)	M60	10	1659800	110/70 - 16 M/C 52P TL	Feelfree Front	1823900	130/70 - 16 M/C 61P TL	Feelfree	-	-
Cosa 125			0123900	100/90 - 10 61J reinf.TL	ME 5	0123900	100/90 - 10 61J reinf.TL	ME 5	1.25	2.50
Cosa FL 125			0123900	100/90 - 10 61J reinf.TL	ME 5	0123900	100/90 - 10 61J reinf.TL	ME 5	1.25	2.50
Hexagon 125 '99			0967400	120/70 - 11 50J TL	ME 7 TEEN	0967500	130/70 - 11 60L reinf.TL	ME 7 TEEN	1.50	2.50
MP3-Leader 125 (2 front tyres)	3 Wheeler; M47		1823500	120/70 - 12 51P TL	Feelfree Front	1660100	130/70 - 12 62P reinf.TL	Feelfree	-	-
		10	1976000	120/70 - 12 51P M&S TL	Feelfree Wintec	1976100	130/70 - 12 62P reinf.	M&S TL Feelfree Wintec	-	-
P 125 X			0558000	3.50 - 10 59J reinf.TL	ME 1	0558000	3.50 - 10 59J reinf.TL	ME 1	1.50	2.50
PK 125 S Autom.			0557600	3.00 - 10 50J reinf.TL	ME 1	0557600	3.00 - 10 50J reinf.TL	ME 1	1.50	2.50
PK 125 XL XL 2			0557600	3.00 - 10 50J reinf.TL	ME 1	0557600	3.00 - 10 50J reinf.TL	ME 1	1.50	2.50
Sfera 125			0930900	100/80 - 10 53L TL	ME 7 TEEN	1203000	130/70 - 10 59L reinf.TL	ME 7 TEEN	1.50	2.00
Sfera 125 Autom.(4-T)			0930900	100/80 - 10 53L TL	ME 7 TEEN	1203000	130/70 - 10 59L reinf.TL	ME 7 TEEN	1.50	2.00
Skipper ST 125 / 150			0893800	120/70 - 12 51L TL	ME 7 TEEN	1030800	130/70 - 12 62L reinf.TL	ME 7 TEEN	-	-
		10	1823500	120/70 - 12 51P TL	Feelfree Front	1660100	130/70 - 12 62P reinf.TL	Feelfree	-	-
		10	1976000	120/70 - 12 51P M&S TL	Feelfree Wintec	1976100	130/70 - 12 62P reinf.	M&S TL Feelfree Wintec	-	-
TPH 125			0931300	120/90 - 10 66L TL	ME 7 TEEN	0931300	120/90 - 10 66L TL	ME 7 TEEN	1.30	2.50
Vespa 125 ET4			0930900	100/80 - 10 53L TL	ME 7 TEEN	0931100	120/70 - 10 54L reinf.TL	ME 7 TEEN	1.40	2.50
Vespa Granturismo 125 L			1823500	120/70 - 12 51P TL	Feelfree Front	1660100	130/70 - 12 62P reinf.TL	Feelfree	-	-
		10	1976000	120/70 - 12 51P M&S TL	Feelfree Wintec	1976100	130/70 - 12 62P reinf.	M&S TL Feelfree Wintec	-	-
Vespa GT 125 €3	M31		1823500	120/70 - 12 51P TL	Feelfree Front	1660100	130/70 - 12 62P reinf.TL	Feelfree	-	-
		10	1976000	120/70 - 12 51P M&S TL	Feelfree Wintec	1976100	130/70 - 12 62P reinf.	M&S TL Feelfree Wintec	-	-
Vespa GT 125 L			1823500	120/70 - 12 51P TL	Feelfree Front	1660100	130/70 - 12 62P reinf.TL	Feelfree	-	-
		10	1976000	120/70 - 12 51P M&S TL	Feelfree Wintec	1976100	130/70 - 12 62P reinf.	M&S TL Feelfree Wintec	-	-
Vespa GTS 125 €3	M31		1823500	120/70 - 12 51P TL	Feelfree Front	1660100	130/70 - 12 62P reinf.TL	Feelfree	-	-
		10	1976000	120/70 - 12 51P M&S TL	Feelfree Wintec	1976100	130/70 - 12 62P reinf.	M&S TL Feelfree Wintec	-	-
Vespa GTS 125 i.e. Super	M45		1823500	120/70 - 12 51P TL	Feelfree Front	1660100	130/70 - 12 62P reinf.TL	Feelfree	1.80	2.20
		10	1976000	120/70 - 12 51P M&S TL	Feelfree Wintec	1976100	130/70 - 12 62P reinf.	M&S TL Feelfree Wintec	1.80	2.20
Vespa GTV 125			1823500	120/70 - 12 51P TL	Feelfree Front	1660100	130/70 - 12 62P reinf.TL	Feelfree	-	-
		10	1976000	120/70 - 12 51P M&S TL	Feelfree Wintec	1976100	130/70 - 12 62P reinf.	M&S TL Feelfree Wintec	-	-
Vespa GTV 125 €3	M31		1823500	120/70 - 12 51P TL	Feelfree Front	1660100	130/70 - 12 62P reinf.TL	Feelfree	-	-
		10	1976000	120/70 - 12 51P M&S TL	Feelfree Wintec	1976100	130/70 - 12 62P reinf.	M&S TL Feelfree Wintec	-	-
Vespa PX 125; FL DT			0558000	3.50 - 10 59J reinf.TL	ME 1	0558000	3.50 - 10 59J reinf.TL	ME 1	1.50	1.70
Vespa PX 125 E Lusso; E Kat	M50		0558000	3.50 - 10 59J reinf.TL	ME 1	0558000	3.50 - 10 59J reinf.TL	ME 1	1.50	2.50
X8 125			1659500	120/70 - 14 M/C 55S TL	Feelfree Front	1660100	130/70 - 12 62P reinf.TL	Feelfree	-	-
X8 125 €3	M36		1659500	120/70 - 14 M/C 55S TL	Feelfree Front	1660100	130/70 - 12 62P reinf.TL	Feelfree	-	-
X EVO 125 €3	M36		1659500	120/70 - 14 M/C 55S TL	Feelfree Front	1660100	130/70 - 12 62P reinf.TL	Feelfree	-	-
Zip 125 '02			0930900	100/80 - 10 53L TL	ME 7 TEEN	0931100	120/70 - 10 54L reinf.TL	ME 7 TEEN	-	-
Hexagon 150			0931000	110/80 - 10 58L TL	ME 7 TEEN	1203000	130/70 - 10 59L reinf.TL	ME 7 TEEN	1.80	2.50
Hexagon 150 '99			0967400	120/70 - 11 50L TL	ME 7 TEEN	0967500	130/70 - 11 60L reinf.TL	ME 7 TEEN	1.50	2.30

PX 150 E Lusso, P 150 X				0558000	3.50 - 10 59J reinf.TL	ME 1	0558000	3.50 - 10 59J reinf.TL	ME 1	1.50	2.50	
SKR 150				0930900	100/80 - 10 53L TL	ME 7 TEEN	0931000	110/80 - 10 58L TL	ME 7 TEEN	-	-	
Hexagon 180				0967400	120/70 - 11 50L TL	ME 7 TEEN	0967500	130/70 - 11 60L reinf.TL	ME 7 TEEN	-	-	
Beverly 200				1659800	110/70 - 16 M/C 52P TL	Feelfree Front	1660500	140/70 - 16 M/C 65P TL	Feelfree	-	-	
Cosa 200				0123900	100/90 - 10 61J reinf.TL	ME 5	0123900	100/90 - 10 61J reinf.TL	ME 5	1.25	2.50	
Cosa FL 200				0123900	100/90 - 10 61J reinf.TL	ME 5	0123900	100/90 - 10 61J reinf.TL	ME 5	1.25	2.50	
Cosa Squire Gespann mit EBC				0123900	100/90 - 10 61J reinf.TL	ME 5	0123900	100/90 - 10 61J reinf.TL	ME 5	-	-	
Globe Rochet Gespann mit EBC				0123900	100/90 - 10 61J reinf.TL	ME 5	0123900	100/90 - 10 61J reinf.TL	ME 5	-	-	
Liberty 200 €3; Sport	M38			1659700	100/80 - 16 M/C 50P TL	Feelfree Front	1659500	120/70 - 14 M/C 55S TL	Feelfree Front	-	-	
P 200 E				0558000	3.50 - 10 59J reinf.TL	ME 1	0558000	3.50 - 10 59J reinf.TL	ME 1	1.50	1.70	
PX 200				0558000	3.50 - 10 59J reinf.TL	ME 1	0558000	3.50 - 10 59J reinf.TL	ME 1	1.50	1.70	
PX 200 E Lusso Grand Sport				0558000	3.50 - 10 59J reinf.TL	ME 1	0558000	3.50 - 10 59J reinf.TL	ME 1	1.50	2.50	
Sfera 200				0123900	100/90 - 10 61J reinf.TL	ME 5	0123900	100/90 - 10 61J reinf.TL	ME 5	1.25	1.75	
Storm				0123900	100/90 - 10 61J reinf.TL	ME 5	0123900	100/90 - 10 61J reinf.TL	ME 5	-	-	
Vespa Granturismo 200 L				10	1823500	120/70 - 12 51P TL	Feelfree Front	1660100	130/70 - 12 62P reinf.TL	Feelfree	-	-
				10	1976000	120/70 - 12 51P M&S TL	Feelfree Wintec	1976100	130/70 - 12 62P reinf.	M&S TL Feelfree Wintec	-	-
Vespa GT 200 L	M31			10	1823500	120/70 - 12 51P TL	Feelfree Front	1660100	130/70 - 12 62P reinf.TL	Feelfree	-	-
				10	1976000	120/70 - 12 51P M&S TL	Feelfree Wintec	1976100	130/70 - 12 62P reinf.	M&S TL Feelfree Wintec	-	-
X8 200				1659500	120/70 - 14 M/C 55S TL	Feelfree Front	1660100	130/70 - 12 62P reinf.TL	Feelfree	-	-	
Beverly 250 Classic	M28			1659800	110/70 - 16 M/C 52P TL	Feelfree Front	1660500	140/70 - 16 M/C 65P TL	Feelfree	-	-	
Beverly 250 Cruiser				1659800	110/70 - 16 M/C 52P TL	Feelfree Front	1660500	140/70 - 16 M/C 65P TL	Feelfree	-	-	
Beverly 250 GT				1659800	110/70 - 16 M/C 52P TL	Feelfree Front	1660500	140/70 - 16 M/C 65P TL	Feelfree	-	-	
Beverly 250 GT i.e	M28			1659800	110/70 - 16 M/C 52P TL	Feelfree Front	1660500	140/70 - 16 M/C 65P TL	Feelfree	-	-	
Carnaby 250				1659800	110/70 - 16 M/C 52P TL	Feelfree Front	1823900	130/70 - 16 M/C 61P TL	Feelfree	2.00	2.30	
Hexagon GT 250				0967400	120/70 - 11 50L TL	ME 7 TEEN	0967500	130/70 - 11 60L reinf.TL	ME 7 TEEN	-	-	
MP3 - Quasar 250 (2 front tyres)	3 Wheeler; M47			10	1823500	120/70 - 12 51P TL	Feelfree Front	1660100	130/70 - 12 62P reinf.TL	Feelfree	-	-
				10	1976000	120/70 - 12 51P M&S TL	Feelfree Wintec	1976100	130/70 - 12 62P reinf.	M&S TL Feelfree Wintec	-	-
Vespa GTS 250				10	1823500	120/70 - 12 51P TL	Feelfree Front	1660100	130/70 - 12 62P reinf.TL	Feelfree	-	-
				10	1976000	120/70 - 12 51P M&S TL	Feelfree Wintec	1976100	130/70 - 12 62P reinf.	M&S TL Feelfree Wintec	-	-
Vespa GTS 250 i.e. / ABS	M45			10	1823500	120/70 - 12 51P TL	Feelfree Front	1660100	130/70 - 12 62P reinf.TL	Feelfree	-	-
				10	1976000	120/70 - 12 51P M&S TL	Feelfree Wintec	1976100	130/70 - 12 62P reinf.	M&S TL Feelfree Wintec	-	-
Vespa GTV 250 i.e.				10	1823500	120/70 - 12 51P TL	Feelfree Front	1660100	130/70 - 12 62P reinf.TL	Feelfree	-	-
				10	1976000	120/70 - 12 51P M&S TL	Feelfree Wintec	1976100	130/70 - 12 62P reinf.	M&S TL Feelfree Wintec	-	-
X8 250 i.e.	M36			1659500	120/70 - 14 M/C 55S TL	Feelfree Front	1660100	130/70 - 12 62P reinf.TL	Feelfree	-	-	
X EVO 250 i.e	M36			1659500	120/70 - 14 M/C 55S TL	Feelfree Front	1660100	130/70 - 12 62P reinf.TL	Feelfree	-	-	
Vespa GTS 300 Super				10	1823500	120/70 - 12 51P TL	Feelfree Front	1660100	130/70 - 12 62P reinf.TL	Feelfree	-	-
				10	1976000	120/70 - 12 51P M&S TL	Feelfree Wintec	1976100	130/70 - 12 62P reinf.	M&S TL Feelfree Wintec	-	-
Beverly 400				1677800	110/70 - 16 M/C 52S TL	Feelfree Front	1659600	150/70 - 14 M/C 66S TL	Feelfree	-	-	
Beverley 500 €3	M34			10	1677800	110/70 - 16 M/C 52S TL	Feelfree Front	1659600	150/70 - 14 M/C 66S TL	Feelfree	-	-
Beverly 500				1677800	110/70 - 16 M/C 52S TL	Feelfree Front	1659600	150/70 - 14 M/C 66S TL	Feelfree	-	-	
Beverly 500 Cruiser €3	M34			10	1677800	110/70 - 16 M/C 52S TL	Feelfree Front	1659600	150/70 - 14 M/C 66S TL	Feelfree	-	-
X9 500 Evolution / ABS				1659500	120/70 - 14 M/C 55S TL	Feelfree Front	1659600	150/70 - 14 M/C 66S TL	Feelfree	-	-	
X9 Street				1659500	120/70 - 14 M/C 55S TL	Feelfree Front	1659600	150/70 - 14 M/C 66S TL	Feelfree	-	-	
PUCH												
Lido 50 SL				0557600	3.00 - 10 50J reinf.TL	ME 1	0557600	3.00 - 10 50J reinf.TL	ME 1	1.25	2.50	
Lido 80 SE				0558000	3.50 - 10 59J reinf.TL	ME 1	0558000	3.50 - 10 59J reinf.TL	ME 1	1.50	2.50	
Lido 125 CD				0558000	3.50 - 10 59J reinf.TL	ME 1	0558000	3.50 - 10 59J reinf.TL	ME 1	1.50	2.50	
Vario, Ranger				0557600	3.00 - 10 50J reinf.TL	ME 1	0557600	3.00 - 10 50J reinf.TL	ME 1	1.50	2.50	
SACHS												
49er 10"				0558000	3.50 - 10 59J reinf.TL	ME 1	0558000	3.50 - 10 59J reinf.TL	ME 1	-	-	
Bee 50				0558000	3.50 - 10 59J reinf.TL	ME 1	0558000	3.50 - 10 59J reinf.TL	ME 1	-	-	
City CV 50				0558000	3.50 - 10 59J reinf.TL	ME 1	0558000	3.50 - 10 59J reinf.TL	ME 1	1.80	2.20	
Fox 50				0557600	3.00 - 10 50J reinf.TL	ME 1	0557600	3.00 - 10 50J reinf.TL	ME 1	1.50	2.00	
Gipsy 50				0931300	120/90 - 10 66L TL	ME 7 TEEN	0931400	130/90 - 10 61L TL	ME 7 TEEN	-	-	
				10	1976400	120/90 - 10 57P M&S TL	Feelfree Wintec	1976500	130/90 - 10 61P M&S TL	Feelfree Wintec	-	-
Limbo				0557200	90/90 - 10 50J TL	ME 1	0557200	90/90 - 10 50J TL	ME 1	1.80	2.20	
Raver				0931300	120/90 - 10 66L TL	ME 7 TEEN	0931400	130/90 - 10 61L TL	ME 7 TEEN	1.30	2.00	
				10	1976400	120/90 - 10 57P M&S TL	Feelfree Wintec	1976500	130/90 - 10 61P M&S TL	Feelfree Wintec	1.30	2.00
Reggae				0931300	120/90 - 10 66L TL	ME 7 TEEN	0931400	130/90 - 10 61L TL	ME 7 TEEN	1.30	2.00	





MANUFACTURER	TYPE	Footnotes	FRONT TYRE			REAR TYRE			Inflation Pressure (bar)		
			IP-code	Size	Metzeler-Tread Pattern	IP-code	Size	Metzeler-Tread Pattern	Front	Rear	
Samba SR 50			10	1976400	120/90 - 10 57P M&S TL	Feelfree Wintec	1976500	130/90 - 10 61P M&S TL	Feelfree Wintec	1.30	2.00
Speedforce; Speedjet			10	0557200	90/90 - 10 50J TL	ME 1	0557200	90/90 - 10 50J TL	ME 1	1.80	2.00
			10	1823500	120/70 - 12 51P TL	Feelfree Front	1660100	130/70 - 12 62P reinf.TL	Feelfree	-	-
			10	1976000	120/70 - 12 51P M&S TL	Feelfree Wintec	1976100	130/70 - 12 62P reinf.	M&S TL Feelfree Wintec	-	-
Splinter				0893800	120/70 - 12 51L TL	ME 7 TEEN	1030800	130/70 - 12 62L reinf.TL	ME 7 TEEN	1.30	2.00
			10	1823500	120/70 - 12 51P TL	Feelfree Front	1660100	130/70 - 12 62P reinf.TL	Feelfree	1.30	2.00
			10	1976000	120/70 - 12 51P M&S TL	Feelfree Wintec	1976100	130/70 - 12 62P reinf.	M&S TL Feelfree Wintec	1.30	2.00
SX 1			10	1823500	120/70 - 12 51P TL	Feelfree Front	1660100	130/70 - 12 62P reinf.TL	Feelfree	-	-
			10	1976000	120/70 - 12 51P M&S TL	Feelfree Wintec	1976100	130/70 - 12 62P reinf.	M&S TL Feelfree Wintec	-	-
City CV 80 E				0558000	3.50 - 10 59J reinf.TL	ME 1	0558000	3.50 - 10 59J reinf.TL	ME 1	1.80	2.20
Samba SR 80				0123900	100/90 - 10 61J reinf.TL	ME 5	0123900	100/90 - 10 61J reinf.TL	ME 5	1.80	2.20
Bee 125				0558000	3.50 - 10 59J reinf.TL	ME 1	0558000	3.50 - 10 59J reinf.TL	ME 1	-	-
				0558000	3.50 - 10 59J reinf.TL	ME 1	0558000	3.50 - 10 59J reinf.TL	ME 1	-	-
Samba SR 125				0123900	100/90 - 10 61J reinf.TL	ME 5	0123900	100/90 - 10 61J reinf.TL	ME 5	1.80	2.20
SASY											
CJ 50				0558000	3.50 - 10 59J reinf.TL	ME 1	0558000	3.50 - 10 59J reinf.TL	ME 1	-	-
Jet 50				0931400	130/90 - 10 61L TL	ME 7 TEEN	0931400	130/90 - 10 61L TL	ME 7 TEEN	-	-
			10	0931300	120/90 - 10 66L TL	ME 7 TEEN	0931400	130/90 - 10 61L TL	ME 7 TEEN	-	-
			10	1976400	120/90 - 10 57P M&S TL	Feelfree Wintec	1976500	130/90 - 10 61P M&S TL	Feelfree Wintec	-	-
Standard 50				0931300	120/90 - 10 66L TL	ME 7 TEEN	0931400	130/90 - 10 61L TL	ME 7 TEEN	-	-
			10	1976400	120/90 - 10 57P M&S TL	Feelfree Wintec	1976500	130/90 - 10 61P M&S TL	Feelfree Wintec	-	-
Super Mulan AG 50				0557600	3.00 - 10 50J reinf.TL	ME 1	0557600	3.00 - 10 50J reinf.TL	ME 1	-	-
SCATTO											
Mix				0558000	3.50 - 10 59J reinf.TL	ME 1	0558000	3.50 - 10 59J reinf.TL	ME 1	1.50	2.00
SUZUKI											
AH 50 Address	CA1GA		23	0557600	3.00 - 10 50J reinf.TL	ME 1	0557600	3.00 - 10 50J reinf.TL	ME 1	1.30	2.35
			23	0557200	90/90 - 10 50J TL	ME 1	0557200	90/90 - 10 50J TL	ME 1	1.30	2.30
AP 50 '97	CA 1JA		23	0123900	100/90 - 10 61J reinf.TL	ME 5	0123900	100/90 - 10 61J reinf.TL	ME 5	1.40	2.30
AP 50	CA 1JA		23	0930900	100/80 - 10 53L TL	ME 7 TEEN	0930900	100/80 - 10 53L TL	ME 7 TEEN	1.30	2.30
AY 50 Katana	AA Ausf.A			0893800	120/70 - 12 51L TL	ME 7 TEEN	1030800	130/70 - 12 62L reinf.TL	ME 7 TEEN	1.30	2.20
			10	1823500	120/70 - 12 51P TL	Feelfree Front	1660100	130/70 - 12 62P reinf.TL	Feelfree	1.30	2.20
			10	1976000	120/70 - 12 51P M&S TL	Feelfree Wintec	1976100	130/70 - 12 62P reinf.	M&S TL Feelfree Wintec	1.30	2.20
AY 50 W/WR Katana '99	AA Ausf.B/C			0893800	120/70 - 12 51L TL	ME 7 TEEN	0893900	130/60 - 13 M/C 53L TL	ME 7 TEEN	1.25	1.75
			10	1976000	120/70 - 12 51P M&S TL	Feelfree Wintec	1976300	130/60 - 13 M/C 60P reinf.	M&S TL Feelfree Wintec	1.25	1.75
AY 50 W/WR Katana bis'98	AA Ausf.B/C			0893800	120/70 - 12 51L TL	ME 7 TEEN	1030800	130/70 - 12 62L reinf.TL	ME 7 TEEN	1.75	2.30
			10	1823500	120/70 - 12 51P TL	Feelfree Front	1660100	130/70 - 12 62P reinf.TL	Feelfree	1.75	2.30
			10	1976000	120/70 - 12 51P M&S TL	Feelfree Wintec	1976100	130/70 - 12 62P reinf.	M&S TL Feelfree Wintec	1.75	2.20
CP 50	CA14C, E		23	0557200	90/90 - 10 50J TL	ME 1	0557200	90/90 - 10 50J TL	ME 1	1.25	2.50
				0557600	3.00 - 10 50J reinf.TL	ME 1	0557600	3.00 - 10 50J reinf.TL	ME 1	1.25	2.50
CS 50				0557600	3.00 - 10 50J reinf.TL	ME 1	0557600	3.00 - 10 50J reinf.TL	ME 1	1.25	2.50
Katana R50	WVAA		10	0893800	120/70 - 12 51L TL	ME 7 TEEN	0893900	130/60 - 13 M/C 53L TL	ME 7 TEEN	1.25	2.30
				1976000	120/70 - 12 51P M&S TL	Feelfree Wintec	1976300	130/60 - 13 M/C 60P reinf.	M&S TL Feelfree Wintec	1.25	2.30
TR 50 S	AH			0893800	120/70 - 12 51L TL	ME 7 TEEN	1030800	130/70 - 12 62L reinf.TL	ME 7 TEEN	1.25	1.75
			10	1823500	120/70 - 12 51P TL	Feelfree Front	1660100	130/70 - 12 62P reinf.TL	Feelfree	1.25	1.75
			10	1976000	120/70 - 12 51P M&S TL	Feelfree Wintec	1976100	130/70 - 12 62P reinf.	M&S TL Feelfree Wintec	1.25	1.75
UF 50 Estilete	WVBA			0893800	120/70 - 12 51L TL	ME 7 TEEN	1030800	130/70 - 12 62L reinf.TL	ME 7 TEEN	1.25	1.75
			10	1823500	120/70 - 12 51P TL	Feelfree Front	1660100	130/70 - 12 62P reinf.TL	Feelfree	1.25	1.75
			10	1976000	120/70 - 12 51P M&S TL	Feelfree Wintec	1976100	130/70 - 12 62P reinf.	M&S TL Feelfree Wintec	1.25	1.75
UX 50 W	AT			0893800	120/70 - 12 51L TL	ME 7 TEEN	1030800	130/70 - 12 62L reinf.TL	ME 7 TEEN	1.25	1.75
			10	1823500	120/70 - 12 51P TL	Feelfree Front	1660100	130/70 - 12 62P reinf.TL	Feelfree	1.25	1.75
			10	1976000	120/70 - 12 51P M&S TL	Feelfree Wintec	1976100	130/70 - 12 62P reinf.	M&S TL Feelfree Wintec	1.25	1.75
UX 50 W Zillion '99				0893800	120/70 - 12 51L TL	ME 7 TEEN	1030800	130/70 - 12 62L reinf.TL	ME 7 TEEN	1.30	2.20
			10	1823500	120/70 - 12 51P TL	Feelfree Front	1660100	130/70 - 12 62P reinf.TL	Feelfree	1.30	2.20

CS 80			10	1976000	120/70 - 12 51P M&S TL	Feelfree Wintec	1976100	130/70 - 12 62P reinf.	M&S TL Feelfree Wintec	1.30	2.20
AH 100 Address				0558000	3.50 - 10 59J reinf.TL	ME 1	0558000	3.50 - 10 59J reinf.TL	ME 1	1.25	2.50
AN 125	CF 42 A			0123900	100/90 - 10 61J reinf.TL	ME 5	0123900	100/90 - 10 61J reinf.TL	ME 5	1.50	2.40
Burgman 125 (2007)	CC		10	0558000	3.50 - 10 59J reinf.TL	ME 1	0123900	100/90 - 10 61J reinf.TL	ME 5	1.50	2.50
Burgman 125 / 150	UH125/150, BP			1755200	110/90 - 13 M/C 56P TL	Feelfree Front	1660100	130/70 - 12 62P reinf.TL	Feelfree	2.00	2.80
				0967800	110/90 - 12 64L TL	ME 7 TEEN	1030800	130/70 - 12 62L reinf.TL	ME 7 TEEN	2.00	2.80
				1660000	110/90 - 12 64P TL	Feelfree Front	1660100	130/70 - 12 62P reinf.TL	Feelfree	2.00	2.80
CS 125				0558000	3.50 - 10 59J reinf.TL	ME 1	0558000	3.50 - 10 59J reinf.TL	ME 1	1.25	2.50
UE 125	WVBH			0123900	100/90 - 10 61J reinf.TL	ME 5	0123900	100/90 - 10 61J reinf.TL	ME 5	2.00	2.50
UX 125/150 Sixteen	CN/CP			1659700	100/80 - 16 M/C 50P TL	Feelfree Front	1660400	120/80 - 16 M/C 60P TL	Feelfree	-	-
Burgman 200	CD			1755200	110/90 - 13 M/C 56P TL	Feelfree Front	1660100	130/70 - 12 62P reinf.TL	Feelfree	2.00	2.80
AN 250 Burgman	AN		10	1755200	110/90 - 13 M/C 56P TL	Feelfree Front	1755300	130/70 - 13 M/C 63P reinf.TL	Feelfree	2.25	2.80
AN 400 Burgman	AU / WVAU			1755200	110/90 - 13 M/C 56P TL	Feelfree Front	1755300	130/70 - 13 M/C 63P reinf.TL	Feelfree	1.75	2.80
AN 400 Burgman	WVBW			1755200	110/90 - 13 M/C 56P TL	Feelfree Front	1755300	130/70 - 13 M/C 63P reinf.TL	Feelfree	1.75	2.80
Burgman 400 (2007)	WVCG			1870500	120/80 - 14 M/C 58S M&S TL	Feelfree Wintec	1870700	150/70 - 13 M/C 64S M&S TL	Feelfree Wintec	-	-
			10	1660300	120/80 - 14 M/C 58S TL	Feelfree Front	1660200	150/70 - 13 M/C 64S TL	Feelfree	1.75	2.50
AN 650 A Burgman (ABS)	WVBU			1777300	120/70 R 15 M/C 56H M&S TL	Feelfree Wintec	1777500	160/60 R 14 M/C 65H M&S TL	Feelfree Wintec	2.25	2.80
				1816700	120/70 R 15 M/C 56H TL	Feelfree Front	1816900	160/60 R 14 M/C 65H TL	Feelfree	2.25	2.80
AN 650 Burgman	WVBU			1777300	120/70 R 15 M/C 56H M&S TL	Feelfree Wintec	1777500	160/60 R 14 M/C 65H M&S TL	Feelfree Wintec	2.25	2.80
				1816700	120/70 R 15 M/C 56H TL	Feelfree Front	1816900	160/60 R 14 M/C 65H TL	Feelfree	2.25	2.80
SYM											
DD 50				0557600	3.00 - 10 50J reinf.TL	ME 1	0557600	3.00 - 10 50J reinf.TL	ME 1	-	-
FANCY 50				0557600	3.00 - 10 50J reinf.TL	ME 1	0557600	3.00 - 10 50J reinf.TL	ME 1	-	-
Free 50				0557600	3.00 - 10 50J reinf.TL	ME 1	0557600	3.00 - 10 50J reinf.TL	ME 1	-	-
Jet / Euro X 50 / 100				0893800	120/70 - 12 51L TL	ME 7 TEEN	1030800	130/70 - 12 62L reinf.TL	ME 7 TEEN	-	-
			10	1823500	120/70 - 12 51P TL	Feelfree Front	1660100	130/70 - 12 62P reinf.TL	Feelfree	-	-
			10	1976000	120/70 - 12 51P M&S TL	Feelfree Wintec	1976100	130/70 - 12 62P reinf.	M&S TL Feelfree Wintec	-	-
Jet Basix 50				0893800	120/70 - 12 51L TL	ME 7 TEEN	1030800	130/70 - 12 62L reinf.TL	ME 7 TEEN	-	-
			10	1823500	120/70 - 12 51P TL	Feelfree Front	1660100	130/70 - 12 62P reinf.TL	Feelfree	-	-
			10	1976000	120/70 - 12 51P M&S TL	Feelfree Wintec	1976100	130/70 - 12 62P reinf.	M&S TL Feelfree Wintec	-	-
Jet SportX 50; SR				0893800	120/70 - 12 51L TL	ME 7 TEEN	1030800	130/70 - 12 62L reinf.TL	ME 7 TEEN	-	-
			10	1823500	120/70 - 12 51P TL	Feelfree Front	1660100	130/70 - 12 62P reinf.TL	Feelfree	-	-
			10	1976000	120/70 - 12 51P M&S TL	Feelfree Wintec	1976100	130/70 - 12 62P reinf.	M&S TL Feelfree Wintec	-	-
Mask 50				0893800	120/70 - 12 51L TL	ME 7 TEEN	1030800	130/70 - 12 62L reinf.TL	ME 7 TEEN	-	-
			10	1823500	120/70 - 12 51P TL	Feelfree Front	1660100	130/70 - 12 62P reinf.TL	Feelfree	-	-
			10	1976000	120/70 - 12 51P M&S TL	Feelfree Wintec	1976100	130/70 - 12 62P reinf.	M&S TL Feelfree Wintec	-	-
Mio 50 / 100				0557200	90/90 - 10 50J TL	ME 1	0557200	90/90 - 10 50J TL	ME 1	-	-
Orbit 25; 50; 125				0893800	120/70 - 12 51L TL	ME 7 TEEN	0931600	130/70 - 12 56L TL	ME 7 TEEN	-	-
			10	1823500	120/70 - 12 51P TL	Feelfree Front	1660100	130/70 - 12 62P reinf.TL	Feelfree	-	-
			10	1976000	120/70 - 12 51P M&S TL	Feelfree Wintec	1976100	130/70 - 12 62P reinf.	M&S TL Feelfree Wintec	-	-
Pure 50				0557600	3.00 - 10 50J reinf.TL	ME 1	0557600	3.00 - 10 50J reinf.TL	ME 1	-	-
Super Fancy				0123900	100/90 - 10 61J reinf.TL	ME 5	0123900	100/90 - 10 61J reinf.TL	ME 5	-	-
Duke 125				0558000	3.50 - 10 59J reinf.TL	ME 1	0558000	3.50 - 10 59J reinf.TL	ME 1	-	-
GTS 125 Joymax			10	1755200	110/90 - 13 M/C 56P TL	Feelfree Front	1660100	130/70 - 12 62P reinf.TL	Feelfree	-	-
HD 125 (+S Evo)				1659700	100/80 - 16 M/C 50P TL	Feelfree Front	1660400	120/80 - 16 M/C 60P TL	Feelfree	-	-
Megalo 125				0123900	100/90 - 10 61J reinf.TL	ME 5	0123900	100/90 - 10 61J reinf.TL	ME 5	-	-
GTS 200 Joymax			10	1755200	110/90 - 13 M/C 56P TL	Feelfree Front	1660100	130/70 - 12 62P reinf.TL	Feelfree	-	-
HD 200 (i) (+Evo)				1659700	100/80 - 16 M/C 50P TL	Feelfree Front	1660400	120/80 - 16 M/C 60P TL	Feelfree	-	-
GTS 250 (i) Joymax			10	1755200	110/90 - 13 M/C 56P TL	Feelfree Front	1755300	130/70 - 13 M/C 63P reinf.TL	Feelfree	-	-
TGB											
101 S				0931300	120/90 - 10 66L TL	ME 7 TEEN	0931300	120/90 - 10 66L TL	ME 7 TEEN	-	-
303 R Cobra				0893900	130/60 - 13 M/C 53L TL	ME 7 TEEN	0893900	130/60 - 13 M/C 53L TL	ME 7 TEEN	-	-
			10	1976200	130/60 - 13 M/C 53P M&S TL	Feelfree Wintec	1976300	130/60 - 13 M/C 60P reinf.	M&S TL Feelfree Wintec	-	-
303 R Hawk				0893900	130/60 - 13 M/C 53L TL	ME 7 TEEN	0893900	130/60 - 13 M/C 53L TL	ME 7 TEEN	-	-
			10	1976200	130/60 - 13 M/C 53P M&S TL	Feelfree Wintec	1976300	130/60 - 13 M/C 60P reinf.	M&S TL Feelfree Wintec	-	-
R 50 X				0893900	130/60 - 13 M/C 53L TL	ME 7 TEEN	0893900	130/60 - 13 M/C 53L TL	ME 7 TEEN	-	-
			10	1976200	130/60 - 13 M/C 53P M&S TL	Feelfree Wintec	1976300	130/60 - 13 M/C 60P reinf.	M&S TL Feelfree Wintec	-	-
F 409 Royal Cruise				0893900	130/60 - 13 M/C 53L TL	ME 7 TEEN	0893900	130/60 - 13 M/C 53L TL	ME 7 TEEN	-	-
			10	1976200	130/60 - 13 M/C 53P M&S TL	Feelfree Wintec	1976300	130/60 - 13 M/C 60P reinf.	M&S TL Feelfree Wintec	-	-



MANUFACTURER	TYPE	Footnotes	FRONT TYRE			REAR TYRE			Inflation Pressure (bar)	
			IP-code	Size	Metzeler-Tread Pattern	IP-code	Size	Metzeler-Tread Pattern	Front	Rear
TOKAIDO										
2000			0558000	3.50 - 10 59J reinf.TL	ME 1	0558000	3.50 - 10 59J reinf.TL	ME 1	-	-
50 V			0557600	3.00 - 10 50J reinf.TL	ME 1	0557600	3.00 - 10 50J reinf.TL	ME 1	-	-
TOMOS										
Forza			0557200	90/90 - 10 50J TL	ME 1	0557200	90/90 - 10 50J TL	ME 1	-	-
TSR 50			0558000	3.50 - 10 59J reinf.TL	ME 1	0558000	3.50 - 10 59J reinf.TL	ME 1	-	-
WINKING MOTOR										
Bunny			0557600	3.00 - 10 50J reinf.TL	ME 1	0557600	3.00 - 10 50J reinf.TL	ME 1	1.30	2.50
Bunny, Gespann AT50			0557600	3.00 - 10 50J reinf.TL	ME 1	0557600	3.00 - 10 50J reinf.TL	ME 1	-	-
Bunny, Gespann AX50			0557600	3.00 - 10 50J reinf.TL	ME 1	0557600	3.00 - 10 50J reinf.TL	ME 1	-	-
Bunny AS50 X			0557600	3.00 - 10 50J reinf.TL	ME 1	0557600	3.00 - 10 50J reinf.TL	ME 1	1.75	2.00
Bunny E-GO			0557600	3.00 - 10 50J reinf.TL	ME 1	0557600	3.00 - 10 50J reinf.TL	ME 1	1.75	2.20
Bunny KB-X50			0557200	90/90 - 10 50J TL	ME 1	0557200	90/90 - 10 50J TL	ME 1	1.75	2.25
YAMAHA										
Aerox 50 '04	SA14		0893900	130/60 - 13 M/C 53L TL	ME 7 TEEN	0931900	140/60 - 13 M/C 57L TL	ME 7 TEEN	1.50	1.50
Axis, Forte	5AK; 3UG		0930900	100/80 - 10 53L TL	ME 7 TEEN	0930900	100/80 - 10 53L TL	ME 7 TEEN	1.50	1.50
Breeze, Fizz, YM 50	4 RC		0123900	100/90 - 10 61J reinf.TL	ME 5	0123900	100/90 - 10 61J reinf.TL	ME 5	1.50	2.50
BW'S BUMP			0931400	130/90 - 10 61L TL	ME 7 TEEN	0931400	130/90 - 10 61L TL	ME 7 TEEN	-	-
BW'S NG	SA05		0931300	120/90 - 10 66L TL	ME 7 TEEN	0931400	130/90 - 10 61L TL	ME 7 TEEN	1.30	1.30
		10	1976400	120/90 - 10 57P M&S TL	Feelfree Wintec	1976500	130/90 - 10 61P M&S TL	Feelfree Wintec	1.30	1.30
BW'S Spy			0893800	120/70 - 12 51L TL	ME 7 TEEN	1030800	130/70 - 12 62L reinf.TL	ME 7 TEEN	-	-
			1823500	120/70 - 12 51P TL	Feelfree Front	1660100	130/70 - 12 62P reinf.TL	Feelfree	-	-
		10	1976000	120/70 - 12 51P M&S TL	Feelfree Wintec	1976100	130/70 - 12 62P reinf.	M&S TL Feelfree Wintec	-	-
BW 50			0931300	120/90 - 10 66L TL	ME 7 TEEN	0931400	130/90 - 10 61L TL	ME 7 TEEN	-	-
		10	1976400	120/90 - 10 57P M&S TL	Feelfree Wintec	1976500	130/90 - 10 61P M&S TL	Feelfree Wintec	-	-
BW 50, CW 50	4 BX		0931300	120/90 - 10 66L TL	ME 7 TEEN	0931400	130/90 - 10 61L TL	ME 7 TEEN	1.00	1.50
		10	1976400	120/90 - 10 57P M&S TL	Feelfree Wintec	1976500	130/90 - 10 61P M&S TL	Feelfree Wintec	1.00	1.50
BW 50 R			0931300	120/90 - 10 66L TL	ME 7 TEEN	0931400	130/90 - 10 61L TL	ME 7 TEEN	1.00	1.50
		10	1976400	120/90 - 10 57P M&S TL	Feelfree Wintec	1976500	130/90 - 10 61P M&S TL	Feelfree Wintec	1.00	1.50
CA 50	14 T		0557600	3.00 - 10 50J reinf.TL	ME 1	0557600	3.00 - 10 50J reinf.TL	ME 1	2.50	2.50
CR 50 Z			0557600	3.00 - 10 50J reinf.TL	ME 1	0557600	3.00 - 10 50J reinf.TL	ME 1	2.50	2.50
CW 50 RS	4 VA / SA05		0931300	120/90 - 10 66L TL	ME 7 TEEN	0931400	130/90 - 10 61L TL	ME 7 TEEN	1.30	1.30
		10	1976400	120/90 - 10 57P M&S TL	Feelfree Wintec	1976500	130/90 - 10 61P M&S TL	Feelfree Wintec	1.30	1.30
CW 50 RSP Spy	4VA		0893800	120/70 - 12 51L TL	ME 7 TEEN	0931600	130/70 - 12 56L TL	ME 7 TEEN	1.30	1.30
		10	1823500	120/70 - 12 51P TL	Feelfree Front	1660100	130/70 - 12 62P reinf.TL	Feelfree	1.30	1.30
		10	1976000	120/70 - 12 51P M&S TL	Feelfree Wintec	1976100	130/70 - 12 62P reinf.	M&S TL Feelfree Wintec	1.30	1.30
CW 50 RSX Bump	4VA		0931400	130/90 - 10 61L TL	ME 7 TEEN	0931400	130/90 - 10 61L TL	ME 7 TEEN	1.30	1.30
Neo's 50	SA 15; SA34		0893800	120/70 - 12 51L TL	ME 7 TEEN	1030800	130/70 - 12 62L reinf.TL	ME 7 TEEN	1.75	2.00
		10	1823500	120/70 - 12 51P TL	Feelfree Front	1660100	130/70 - 12 62P reinf.TL	Feelfree	1.75	2.00
		10	1976000	120/70 - 12 51P M&S TL	Feelfree Wintec	1976100	130/70 - 12 62P reinf.	M&S TL Feelfree Wintec	1.75	2.00
XF 50 (Giggle) '08	SR35		0931300	120/90 - 10 66L TL	ME 7 TEEN	0931300	120/90 - 10 66L TL	ME 7 TEEN	-	-
YE 50 Zest, Evolis '93	4 FW		0557200	90/90 - 10 50J TL	ME 1	0557200	90/90 - 10 50J TL	ME 1	2.00	2.50
YE 50 Zest, Evolis '95	4 FW		0123900	100/90 - 10 61J reinf.TL	ME 5	0123900	100/90 - 10 61J reinf.TL	ME 5	1.50	2.50
YE 50 Zest	4FW	10	0930900	100/80 - 10 53L TL	ME 7 TEEN	0930900	100/80 - 10 53L TL	ME 7 TEEN	2.00	2.50
YN 50 Neo's	5AD		0893800	120/70 - 12 51L TL	ME 7 TEEN	1030800	130/70 - 12 62L reinf.TL	ME 7 TEEN	1.50	1.50
		10	1823500	120/70 - 12 51P TL	Feelfree Front	1660100	130/70 - 12 62P reinf.TL	Feelfree	1.50	1.50
		10	1976000	120/70 - 12 51P M&S TL	Feelfree Wintec	1976100	130/70 - 12 62P reinf.	M&S TL Feelfree Wintec	1.50	1.50
YN 50 R	SA 21		0893800	120/70 - 12 51L TL	ME 7 TEEN	1030800	130/70 - 12 62L reinf.TL	ME 7 TEEN	1.75	2.00
		10	1823500	120/70 - 12 51P TL	Feelfree Front	1660100	130/70 - 12 62P reinf.TL	Feelfree	1.75	2.00
		10	1976000	120/70 - 12 51P M&S TL	Feelfree Wintec	1976100	130/70 - 12 62P reinf.	M&S TL Feelfree Wintec	1.75	2.00
YQ 50 Aerox	5 BR		0893900	130/60 - 13 M/C 53L TL	ME 7 TEEN	0931900	140/60 - 13 M/C 57L TL	ME 7 TEEN	1.50	1.50
Zest 50			0123900	100/90 - 10 61J reinf.TL	ME 5	0123900	100/90 - 10 61J reinf.TL	ME 5	-	-
Evolis 80	4 MU		0930900	100/80 - 10 53L TL	ME 7 TEEN	0930900	100/80 - 10 53L TL	ME 7 TEEN	1.50	2.50

Zest 80	4 MU			0930900	100/80 - 10 53L TL	ME 7 TEEN	0930900	100/80 - 10 53L TL	ME 7 TEEN	1.50	2.50
BW 100	SB02		10	0931300	120/90 - 10 66L TL	ME 7 TEEN	0931400	130/90 - 10 61L TL	ME 7 TEEN	2.00	2.00
			10	1976400	120/90 - 10 57P M&S TL	Feelfree Wintec	1976500	130/90 - 10 61P M&S TL	Feelfree Wintec	2.00	2.00
YN 100 Neo's	SB04		10	0893800	120/70 - 12 51L TL	ME 7 TEEN	0931600	130/70 - 12 56L TL	ME 7 TEEN	1.75	2.00
			10	1823500	120/70 - 12 51P TL	Feelfree Front	1660100	130/70 - 12 62P reinf.TL	Feelfree	1.75	2.00
			10	1976000	120/70 - 12 51P M&S TL	Feelfree Wintec	1976100	130/70 - 12 62P reinf.	M&S TL Feelfree Wintec	1.75	2.00
BL 125	50 W			0558000	3.50 - 10 59J reinf.TL	ME 1	0558000	3.50 - 10 59J reinf.TL	ME 1	1.50	3.30
BW's 125			10	0893800	120/70 - 12 51L TL	ME 7 TEEN	1030800	130/70 - 12 62L reinf.TL	ME 7 TEEN	-	-
			10	1823500	120/70 - 12 51P TL	Feelfree Front	1660100	130/70 - 12 62P reinf.TL	Feelfree	-	-
			10	1976000	120/70 - 12 51P M&S TL	Feelfree Wintec	1976100	130/70 - 12 62P reinf.	M&S TL Feelfree Wintec	-	-
Fly-One				0123900	100/90 - 10 61J reinf.TL	ME 5	0123900	100/90 - 10 61J reinf.TL	ME 5	1.50	1.50
Majesty 125	SE06			0893800	120/70 - 12 51L TL	ME 7 TEEN	0931600	130/70 - 12 56L TL	ME 7 TEEN	1.90	2.40
			10	1823500	120/70 - 12 51P TL	Feelfree Front	1660100	130/70 - 12 62P reinf.TL	Feelfree	1.90	2.40
			10	1976000	120/70 - 12 51P M&S TL	Feelfree Wintec	1976100	130/70 - 12 62P reinf.	M&S TL Feelfree Wintec	1.90	2.40
Maxster 125	SE 05			0893900	130/60 - 13 M/C 53L TL	ME 7 TEEN	0931900	140/60 - 13 M/C 57L TL	ME 7 TEEN	-	-
Vity '08	SE42			0123900	100/90 - 10 61J reinf.TL	ME 5	0123900	100/90 - 10 61J reinf.TL	ME 5	1.75	2.00
XC 125 Beluga	3 TE			0123900	100/90 - 10 61J reinf.TL	ME 5	0123900	100/90 - 10 61J reinf.TL	ME 5	1.50	1.50
XC 125 T,TR	4 NB			0558000	3.50 - 10 59J reinf.TL	ME 1	0558000	3.50 - 10 59J reinf.TL	ME 1	2.00	3.25
XC 125 T Cygnus				0558000	3.50 - 10 59J reinf.TL	ME 1	0558000	3.50 - 10 59J reinf.TL	ME 1	-	-
X-Max 125				1823700	120/70 - 15 M/C 56P TL	Feelfree Front	1823800	140/70 - 14 M/C 68P reinf.TL	Feelfree	-	-
			10	1870600	120/70 - 15 M/C 56P M&S TL	Feelfree Wintec	1870800	140/70 - 14 M/C 68P reinf.	M&S TL Feelfree Wintec	-	-
YP 125 '99	SE02			0893800	120/70 - 12 51L TL	ME 7 TEEN	1030800	130/70 - 12 62L reinf.TL	ME 7 TEEN	-	-
			10	1823500	120/70 - 12 51P TL	Feelfree Front	1660100	130/70 - 12 62P reinf.TL	Feelfree	-	-
			10	1976000	120/70 - 12 51P M&S TL	Feelfree Wintec	1976100	130/70 - 12 62P reinf.	M&S TL Feelfree Wintec	-	-
YP 125 '04	SE06			0893800	120/70 - 12 51L TL	ME 7 TEEN	1030800	130/70 - 12 62L reinf.TL	ME 7 TEEN	1.90	2.40
			10	1823500	120/70 - 12 51P TL	Feelfree Front	1660100	130/70 - 12 62P reinf.TL	Feelfree	1.90	2.40
			10	1976000	120/70 - 12 51P M&S TL	Feelfree Wintec	1976100	130/70 - 12 62P reinf.	M&S TL Feelfree Wintec	1.90	2.40
YP 125 R X-max	SE32			1870600	120/70 - 15 M/C 56P M&S TL	Feelfree Wintec	1870800	140/70 - 14 M/C 68P reinf.	M&S TL Feelfree Wintec	-	-
			10	1823700	120/70 - 15 M/C 56P TL	Feelfree Front	1823800	140/70 - 14 M/C 68P reinf.TL	Feelfree	-	-
XC 185 Beluga				0123900	100/90 - 10 61J reinf.TL	ME 5	0123900	100/90 - 10 61J reinf.TL	ME 5	-	-
X-Max 250				1823700	120/70 - 15 M/C 56P TL	Feelfree Front	1823800	140/70 - 14 M/C 68P reinf.TL	Feelfree	-	-
			10	1870600	120/70 - 15 M/C 56P M&S TL	Feelfree Wintec	1870800	140/70 - 14 M/C 68P reinf.	M&S TL Feelfree Wintec	-	-
YP 250 D	SG 02			0967800	110/90 - 12 64L TL	ME 7 TEEN	1030800	130/70 - 12 62L reinf.TL	ME 7 TEEN	-	-
				1660000	110/90 - 12 64P TL	Feelfree Front	1660100	130/70 - 12 62P reinf.TL	Feelfree	-	-
YP 250 Majesty	4UC			0967800	110/90 - 12 64L TL	ME 7 TEEN	1030800	130/70 - 12 62L reinf.TL	ME 7 TEEN	-	-
				1660000	110/90 - 12 64P TL	Feelfree Front	1660100	130/70 - 12 62P reinf.TL	Feelfree	-	-
YP 250 Majesty	SG04			0967800	110/90 - 12 64L TL	ME 7 TEEN	1030800	130/70 - 12 62L reinf.TL	ME 7 TEEN	-	-
				1660000	110/90 - 12 64P TL	Feelfree Front	1660100	130/70 - 12 62P reinf.TL	Feelfree	-	-
YP 250 R X-Max	SG16			1870600	120/70 - 15 M/C 56P M&S TL	Feelfree Wintec	1870800	140/70 - 14 M/C 68P reinf.	M&S TL Feelfree Wintec	1.90	2.10
			10	1823700	120/70 - 15 M/C 56P TL	Feelfree Front	1823800	140/70 - 14 M/C 68P reinf.TL	Feelfree	1.90	2.10
VP 300 Varsity	SH01			1660300	120/80 - 14 M/C 58S TL	Feelfree Front	1659600	150/70 - 14 M/C 66S TL	Feelfree	-	-
Majesty 400	SH02/SH05			1660300	120/80 - 14 M/C 58S TL	Feelfree Front	1660200	150/70 - 13 M/C 64S TL	Feelfree	2.00	2.50
			10	1870500	120/80 - 14 M/C 58S M&S TL	Feelfree Wintec	1870700	150/70 - 13 M/C 64S M&S TL	Feelfree Wintec	2.00	2.50
Tmax / ABS '08	SJ06		10	1777300	120/70 R 15 M/C 56H M&S TL	Feelfree Wintec	1777400	160/60 R 15 M/C 67H M&S TL	Feelfree Wintec	2.25	2.80
			10	1816700	120/70 R 15 M/C 56H TL	Feelfree Front	1816800	160/60 R 15 M/C 67H TL	Feelfree	2.25	2.80
XP 500 TMAX	SJ01			1659500	120/70 - 14 M/C 55S TL	Feelfree Front	1659600	150/70 - 14 M/C 66S TL	Feelfree	2.25	2.50
XP 500 Tmax	SJ03/SJ05			1777200	120/70 R 14 M/C 55H M&S TL	Feelfree Wintec	1777400	160/60 R 15 M/C 67H M&S TL	Feelfree Wintec	2.25	2.80
			10	1816600	120/70 R 14 M/C 55H TL	Feelfree Front	1816800	160/60 R 15 M/C 67H TL	Feelfree	2.25	2.80
ZÜNDAPP											
R 50				0557600	3.00 - 10 50J reinf.TL	ME 1	0557600	3.00 - 10 50J reinf.TL	ME 1	1.60	1.80



MANUFACTURER	TYPE	Footnotes	FRONT TYRE			REAR TYRE			Inflation Pressure (bar)		
			IP-code	Size	Metzeler-Tread Pattern	IP-code	Size	Metzeler-Tread Pattern	Front	Rear	
APRILIA											
Red Rose 50	GI		1530300	110/70 - 17 M/C 54H TL	Lasertec Front	1532600	130/70 - 17 M/C 62H TL	Lasertec	1.70	1.90	
		10	1530300	110/70 - 17 M/C 54H TL	Lasertec Front	1840600	140/70 - 17 M/C 66H TL	Lasertec	1.70	1.90	
RX 50, Rally 50	EZ,GS		0138800	2.75 - 21 45P	ENDURO 1	0138900	4.10 - 18 60P	ENDURO 1	1.60	1.80	
BETA											
KR 50			0138800	2.75 - 21 45P	ENDURO 1	0138900	4.10 - 18 60P	ENDURO 1	1.80	2.00	
Tempo 16			0109200	2.75 - 16 46P reinf.	BLOCK C	0109500	3.25 - 16 58P reinf.	BLOCK C	1.80	2.20	
CAGIVA											
Cucciolo 50			0109200	2.75 - 16 46P reinf.	BLOCK C	0109500	3.25 - 16 58P reinf.	BLOCK C	1.80	2.20	
Super City 50/80			1659700	100/80 - 16 M/C 50P TL	Feelfree Front	1660400	120/80 - 16 M/C 60P TL	Feelfree	-	-	
DERBI											
GPR Nude / Racing 50			1530400	110/80 - 17 M/C 57H TL	Lasertec Front	1532500	130/70 - 17 M/C 62S TL	Lasertec	-	-	
FANTIC											
Caballero 50 RC			0138800	2.75 - 21 45P	ENDURO 1	0138900	4.10 - 18 60P	ENDURO 1	-	-	
Oasis S2			0138800	2.75 - 21 45P	ENDURO 1	0138900	4.10 - 18 60P	ENDURO 1	-	-	
Caballero 80 RC			0138800	2.75 - 21 45P	ENDURO 1	0138900	4.10 - 18 60P	ENDURO 1	-	-	
GILERA											
SC 125		10	1530300	110/70 - 17 M/C 54H TL	Lasertec Front	1840600	140/70 - 17 M/C 66H TL	Lasertec	-	-	
HONDA											
CB 50	CB 50		0115800	2.75 - 17 47P reinf.	ME 22	0115800	2.75 - 17 47P reinf.	ME 22	-	-	
CB 50 J	CB 50 J		1016200	2.50 - 17 43L reinf.TT	MO 1	0556000	2 3/4 - 17 47J reinf.	MO 1	-	-	
MB 50	AC 01		0113600	2.75 - 18 48P reinf.	ME 22	0113600	2.75 - 18 48P reinf.	ME 22	-	-	
NSR 50	AC 08		0115800	2.75 - 17 47P reinf.	ME 22	0114300	3.00 - 18 52P reinf.	ME 22	-	-	
SS 50	SS50		0115800	2.75 - 17 47P reinf.	ME 22	0115800	2.75 - 17 47P reinf.	ME 22	-	-	
MB 80	HC 01		0113600	2.75 - 18 48P reinf.	ME 22	0113600	2.75 - 18 48P reinf.	ME 22	-	-	
MBX 80 FW DD			0113600	2.75 - 18 48P reinf.	ME 22	1546400	3.00 - 18 M/C 52P reinf.TL	ME 22	-	-	
JAWA											
215 A 2, Speedy			0968000	2 1/4 - 16 38J reinf.TT	MO 90	0968000	2 1/4 - 16 38J reinf.TT	MO 90	-	-	
Babett			0968000	2 1/4 - 16 38J reinf.TT	MO 90	0968000	2 1/4 - 16 38J reinf.TT	MO 90	-	-	
KOSMOS											
KSR 80 TS/RS			0556000	2 3/4 - 17 47J reinf.	MO 1	0556000	2 3/4 - 17 47J reinf.	MO 1	-	-	
KTM											
Grazy			0968000	2 1/4 - 16 38J reinf.TT	MO 90	0968000	2 1/4 - 16 38J reinf.TT	MO 90	-	-	
GP 40			0968000	2 1/4 - 16 38J reinf.TT	MO 90	0968000	2 1/4 - 16 38J reinf.TT	MO 90	-	-	
MALAGUTI											
Drakon NKD 50			1529600	100/80 - 17 M/C 52S TL	Lasertec Front	1532500	130/70 - 17 M/C 62S TL	Lasertec	-	-	
Fifty-Evolution			0109200	2.75 - 16 46P reinf.	BLOCK C	0109500	3.25 - 16 58P reinf.	BLOCK C	-	-	
Fifty-Full CX			0109200	2.75 - 16 46P reinf.	BLOCK C	0109500	3.25 - 16 58P reinf.	BLOCK C	-	-	
Fifty HF			0109200	2.75 - 16 46P reinf.	BLOCK C	0109500	3.25 - 16 58P reinf.	BLOCK C	-	-	
Fifty-Top			0109200	2.75 - 16 46P reinf.	BLOCK C	0109500	3.25 - 16 58P reinf.	BLOCK C	-	-	
Fifty-Top UP Colors			0109200	2.75 - 16 46P reinf.	BLOCK C	0109500	3.25 - 16 58P reinf.	BLOCK C	-	-	
MBK											
X-Power			1529600	100/80 - 17 M/C 52S TL	Lasertec Front	1532500	130/70 - 17 M/C 62S TL	Lasertec	-	-	
PEUGEOT											
VOG SMA			0968000	2 1/4 - 16 38J reinf.TT	MO 90	0968000	2 1/4 - 16 38J reinf.TT	MO 90	-	-	
Voque TAZ/ Voque SAZ			0968000	2 1/4 - 16 38J reinf.TT	MO 90	0968000	2 1/4 - 16 38J reinf.TT	MO 90	-	-	
PIAGGIO											
Bravo Moped			0968000	2 1/4 - 16 38J reinf.TT	MO 90	0968000	2 1/4 - 16 38J reinf.TT	MO 90	-	-	
Bravo P, RI, Blinker			0968000	2 1/4 - 16 38J reinf.TT	MO 90	0968000	2 1/4 - 16 38J reinf.TT	MO 90	-	-	
Ciao P, PX, Lusso, Blinker			0968000	2 1/4 - 16 38J reinf.TT	MO 90	0968000	2 1/4 - 16 38J reinf.TT	MO 90	-	-	
Super Bravo			0555700	2 3/4 - 16 46J reinf.	MO 1	0555700	2 3/4 - 16 46J reinf.	MO 1	-	-	
RIEJU											
NKD, RS2 Matrix			1529600	100/80 - 17 M/C 52S TL	Lasertec Front	1532500	130/70 - 17 M/C 62S TL	Lasertec	-	-	

SACHS											
KX 5				0115800	2.75 - 17 47P reinf.	ME 22	0116100	3.00 - 17 50P reinf.	ME 22	-	-
Prima 2				0968000	2 1/4 - 16 38J reinf.TT	MO 90	0968000	2 1/4 - 16 38J reinf.TT	MO 90	-	-
Prima 3				0968000	2 1/4 - 16 38J reinf.TT	MO 90	0968000	2 1/4 - 16 38J reinf.TT	MO 90	-	-
Prima GT				0556000	2 3/4 - 17 47J reinf.	MO 1	0556000	2 3/4 - 17 47J reinf.	MO 1	-	-
SIMSON											
S 50,S51,70				0555700	2 3/4 - 16 46J reinf.	MO 1	0555700	2 3/4 - 16 46J reinf.	MO 1	1.25	2.80
S 53, S 83 OR, beta				0556000	2 3/4 - 17 47J reinf.	MO 1	0556000	2 3/4 - 17 47J reinf.	MO 1	1.30	2.80
S 53/ S 83 N/ B/ C, E,CX,alpha				0555700	2 3/4 - 16 46J reinf.	MO 1	0555700	2 3/4 - 16 46J reinf.	MO 1	1.30	2.80
Sperber 50				0115800	2.75 - 17 47P reinf.	ME 22	0116100	3.00 - 17 50P reinf.	ME 22	-	-
SUZUKI											
GT 50	GT 50 B			0556000	2 3/4 - 17 47J reinf.	MO 1	0556000	2 3/4 - 17 47J reinf.	MO 1	1.50	2.25
X-3	GT 80 A			0113600	2.75 - 18 48P reinf.	ME 22	1546400	3.00 - 18 M/C 52P reinf.TL	ME 22	1.75	2.25
TOMOS											
Quadro				0968000	2 1/4 - 16 38J reinf.TT	MO 90	0968000	2 1/4 - 16 38J reinf.TT	MO 90	-	-
YAMAHA											
TZR 50				1529600	100/80 - 17 M/C 52S TL	Lasertec Front	1532500	130/70 - 17 M/C 62S TL	Lasertec	-	-
DT 80 LC	37 A			0138800	2.75 - 21 45P	ENDURO 1	0138900	4.10 - 18 60P	ENDURO 1	2.25	2.80
DT 80 LC II				0138800	2.75 - 21 45P	ENDURO 1	0138900	4.10 - 18 60P	ENDURO 1	1.50	2.30
				0138800	2.75 - 21 45P	ENDURO 1	0138900	4.10 - 18 60P	ENDURO 1	1.50	2.30
RD 80 LC	30 W			0113600	2.75 - 18 48P reinf.	ME 22	0113700	3.25 - 18 59P reinf.	ME 22	2.25	2.80
				0113600	2.75 - 18 48P reinf.	ME 22	1546400	3.00 - 18 M/C 52P reinf.TL	ME 22	2.25	2.80



Tyre size	METZELER tread pattern	IP-Code	Permitted rim width	TYRE DIMENSIONS				Centrifugal radius	Rolling circumference +/- 2%	Load capacity (kg)	Inflation pressure (bar)	Max speed (km/h)	Tube designation
				New tyre		In service							
				Width	Diag. meter	Width max.	Diag. meter max.						
TECHNICAL TO STANDARD "P" - type (up to 150km/h)													IN BIAS CONSTRUCTION
2.75 - 16 46 P reinf	Block C	0109200	1.50 1.50 -1.85-	75	562 83 86	82 83 86	574	287	1697	170	2,8	150	Me C/D 16
3.25 - 16 55 P reinf	Block C	0109500	1.85 -2.15- 2.50	89	588 99 102 106	600	300	1776	218	2,8	150	Me C/D 16	
3.50 - 16 58 P reinf	Block C	0109600	1.85 -2.15- 2.50	93	598 104 107 111	612	306	1806	236	2,8	150	Me E 16	
2.50 - 17 43 P reinf	ME 22	0711600	1.35 -1.50- 1.60	64	72 74 75	580	290	1715	155	2,8	150	Me C/D 17	
2.75 - 17 47 P	ME 22	0115800	1.50 1.60 -1.85-	75	588 82 83 86	600	300	1776	175	2,8	150	Me C/D 17	
3.00 - 17 50 P	ME 22	0116100	1.60 -1.85- 2.15	80	602 89 92 95	614	307	1818	190	2,8	150	Me C/D 17	
2.75 - 18 42 P	ME 22	1560000	1.50 1.60 -1.85-	75	613 82 83 86	625	313	1851	150	2,8	150	Me C 18	
2.75 - 18 48 P reinf.	ME 22	1546300	1.50 1.60 -1.85-	75	613 82 83 86	625	313	1851	180	2,8	150	Me C 18	
3.00 - 18 52 P reinf	ME 22	1546400	1.60 -1.85- 2.15	80	627 89 92 95	639	320	1894	200	2,8	150	Me D 18	
3.25 - 18 59 P reinf	ME 22	0113700	1.85 -2.15- 2.50	89	639 99 102 106	651	326	1930	243	2,8	150	Me E 18	
3.50 - 18 62 P reinf	ME 22	0114400	1.85 -2.15- 2.50	93	649 104 107 111	663	332	1960	265	2,8	150	Me E 18	
3.00 - 19 54 P reinf	Block C	0109800	1.60 -1.85- 2.15	80	653 89 92 95	665	333	1972	212	2,8	150	Me D 19	
TECHNICAL TO STANDARD "S" - type (up to 180km/h)													IN BIAS CONSTRUCTION
4.60 - 16 59 S TT/TL	ME 77	0131000	2.15 2.50 -2.75- 3.00	117	604 130 133 136 139	619	312	1824	243	2,6	180	Me E 16	
3.00 - 18 M/C 47S TT/TL	ME 77	0130200	1.60 -1.85- 2.15	80	627 89 92 95	639	323	1894	175	2,6	180	Me D 18	
3.50 - 18 56 S TT/TL	ME 77 Front	0130400	1.85	93	649	104	335	1960	224	2,6	180	Me E 18	
3.50 - 18 56 S	ME 77	0130500	-2.15- 2.50	93	107 111	663							
4.00 - 18 64 S TT/TL	ME 77	0130700	1.85 2) 2.15 -2.50- 2.75 3.00	108	671 117 120 124 127 130	685	347	2026	280	2,6	180	Me F 18	
3.25 - 19 54 S TT/TL	ME 11	0111100	1.85 -2.15- 2.50	89	665 99 102 106	677	341	2008	212	2,6	180	Me E 19 7)	
3.50 - 19 57 S TL	ME 77 Front	0130900	1.85 -2.15- 2.50	93	675 104 107 111	689	347	2038	230	2,6	180	Me E 19 7)	
3.60 - 19 52 S TT/TL	ME 11	0111400	1.85 -2.15- 2.50	93	641 104 107 111	653	330	1936	200	2,6	180	Me D 19 7)	

Footnotes see last page

Tyre size	METZELER tread pattern	IP-Code	Permitted rim width	TYRE DIMENSIONS				Centrifugal radius	Rolling circumference +/- 2%	Load capacity (kg)	Inflation pressure (bar)	Max speed (km/h)	Tube designation
				New tyre		In service							
				Width	Diag. meter	Width max.	Diag. meter max.						
TECHNICAL TO STANDARD "H" - type (up to 150km/h)													IN BIAS CONSTRUCTION
3.25 - 18 52 H	ME 11	0111700	1.85 -2.15- 2.50	89	639 99 102 106	651	332	1930	200	2,9	210	Me E 18	
4.00 - 18 64 H TL	ME 77	0131800	1.85 2) 2.15 -2.50- 2.75 3.00	108	671 117 120 124 127 130	685	350	2026	280	2,9	210	Me F 18 7)	
4.10 - 18 60 H TL	ME 77	0132000	1.85 2) 2.15 -2.50- 2.75 3.00	108	641 120 123 127 130 132	653	332	1930	250	2,9	210	Me E 18 7)	
3.25 - 19 M/C 54H TL	Lasertec Front	1531300	1.85 -2.15- 2.50	89	665 99 102 106	677	344	2008	212	2,9	210	Me E 19 7)	
3.50 - 19 M/C 57H TL	Lasertec Front	1531500	1.85 -2.15- 2.50	93	675 104 107 111	689	350	2038	230	2,9	210	Me E 19 7)	
TECHNICAL TO STANDARD "H" - type (up to 150km/h)													IN BIAS CONSTRUCTION
4.00 - 18 M/C 64V TL	Lasertec	1533900	1.85 2) 2.15 -2.50- 2.75 3.00	108	671 117 120 124 127 130	685	350 8)	2026	280 3)	2,9	240	Me F 18 7)	
3.25 - 19 M/C 54V TL	Lasertec Front	1531400	1.85 -2.15- 2.50	89	665 99 102 106	677	344 8)	2008	212 3)	2,9	240	Me E 19 7)	
3.50 - 19 M/C 57V TL	Lasertec Front	1531600	1.85 -2.15- 2.50	93	675 104 107 111	689	350 8)	2038	230 3)	2,9	240	Me E 19 7)	
3.25 - 19 M/C 54H TL	Lasertec Front	1531300	1.85 -2.15- 2.50	89	665 99 102 106	677	344	2008	212	2,9	210	Me E 19 7)	
3.50 - 19 M/C 57H TL	Lasertec Front	1531500	1.85 -2.15- 2.50	93	675 104 107 111	689	350	2038	230	2,9	210	Me E 19 7)	
TECHNICAL TO STANDARD "V" - type (up to 240km/h)													LOW SECTION (DESIGNATION IN MM) IN BIAS CONSTRUCTION
Serie "70"													
130/70 - 17 M/C 62S TL	Lasertec	1532500	3.00 -3.50- 3.75 4.00	129	614 136 142 145 147	626	319	1854	265	2,6	180	ME F 17 7)	
140/70 - 17 M/C 66S TL	Lasertec	1709500	-3.75-	139	628	153	324	2035	300	2,6	180	ME F 17 7)	
140/70 - 17 M/C 66H TL	Lasertec	1840600										210	
Serie "80"													
170/80 - 15 M/C 77S	ME 880 Marathon WW	1595700	3.50 3.75 -4.00- 4.50 5.00	170	653 182 184 187 193	673	341	1972	412	2,6	210	ME G 15 7)	
100/80 - 17 M/C 52S TL	Lasertec Front	1529600	2.15 -2.50- 2.75	101	592 107 111 114	604	304	1788	200	2,6	180	ME E 17 7)	
Serie "90"													
130/90 - 15 M/C 66S TT/TL	Perfect ME 77 Perfect ME 77 Lasertec	1268200 0712700 1806700	2.50 2.75 3.50		615 136 139 147	631	320	1857	300	2,6	180	ME F 15/16	
140/90 - 15 M/C 70 S	Perfect ME 77	0747300	2.75 3.00 -3.50- 3.75 4.00 2)	142	633 148 151 156 159	651	330	1912	335	2,6	180	ME F 15/16	
110/90 - 16 59S TL	Perfect ME 77 Front Perfect ME 77 Front	1077700 1016500	2.15 -2.50-	109	604 116 120	618	312	1824	243	2,6	180	Me E 16 7) Me E 16	



Tyre size	METZELER tread pattern	IP-Code	Permitted rim width	TYRE DIMENSIONS				Centrifugal radius	Rolling circumference +/- 2%	Load capacity (kg)	Inflation pressure (bar)	Max speed (km/h)	Tube designation
				New tyre		In service							
				Width	Dia-meter	Width max.	Dia-meter max.						
100/90 - 19 M/C 57S	ME 880 Marathon Front WW	1595600	2.75 3.00 -2.50- -2.75	101	663	123 125 107 111 114	675	341	2002	230	2,6	210	Me D 19
TECHNICAL TO STANDARD "H" - type (up to 210km/h)													
LOW SECTION (DESIGNATION IN MM) IN BIAS CONSTRUCTION													
Serie "100"													
90/100 - 18 54S	Perfect ME 77 Front	1253000	1.85 -2.15- 2.50	90	637	96 99 102	649	328	1924	212	2,6	180	ME E 18
Serie "70"													
180/70 B 15 M/C 76H TL	ME 880 Marathon MBS	1042100	4.25 4.50 -5.00- 5.50	180	633	190 193 198 203	651	333	1912	400	2,9	210	ME G 15 7)
200/70 B 15 M/C 82 H TL	ME 880 Marathon MBS	1401800	-5.50- 6.00 6.25 6.50 2) 7.00 2)	200	661	220 225 228	681	349	1996	475	2,9	210	ME H 15 7)
180/70 R 16 M/C 77 H TL	ME 880 Marathon Steel	1042600	-5.00- 5.50	180	658	198 203	676	342	1987	412	2,9	210	-
110/70 - 17 M/C 54H TL	Lasertec Front	1530300	2.50 2.75 -3.00- 3.50	110	586	116 118 121 127	596	303	1770	212	2,9	210	ME E 17 7)
130/70 - 17 M/C 62H TL	Lasertec	1532600	3.00 -3.50- 3.75 4.00	129	614	136 142 145 147	626	319	1854	265	2,9	210	ME F 17 7)
150/70 - 17 M/C 69 H TL	Lasertec	1533500	3.50 3.75 -4.00- 4.50	149	642	158 161 164 169	656	335	1939	325	2,9	210	ME F 17 7)
130/70 B 18 M/C 63H TL	ME 880 Marathon Front	1314100	3.00	129	639	136	651	332	1930	272	2,9	210	ME E 18 7)
130/70 - 18 M/C 63H TL	Lasertec	1533000	-3.50- 3.75 4.00	129		142 145 147							
Serie "80"													
140/80 B 15 M/C 67H TL	ME 880 Marathon MBS	1042200	2.75 3.00 -3.50- 3.75	142	605	148 151 156 159	621	317	1827	307	2,9	210	ME F15/16 7)
170/80 B 15 M/C 77H TL	ME 880 Marathon ME 880 Marathon WW	1041900 1415100	3.50 3.75 -4.00- 4.50 5.00	170	653	182 184 187 193	673	344	1972	412	2,9	210	ME G 15 7)
150/80 - 16 M/C 71H TL	ME 880 Marathon Front	1041200	3.00	150	646	160	662	339	1951	345	2,9	210	ME F15/16 7)
150/80 - 16 M/C 71H TL	ME 880 Marathon Front WW	1415200	-3.50-			165							
150/80 B 16 M/C 71H TL	ME 880 Marathon MBS ME 880 Marathon WW	1042000 1425900	4.00			171							
150/80 B 16 M/C 77H Reinf TL	ME 880 Marathon MBS	1846900	-3.75- 4.00 4.50	160	662	176 179 184	680	348	1999	412	2,9	210	ME F 15/16 7)
160/80 B 16 M/C 75H TL	ME 880 Marathon	1422300	4.50			179 184							
110/80 - 17 M/C 57 H TL	Lasertec Front	1530400	2.15 -2.50- 2.75 3.00	109	608	116 120 123 125	620	315	1836	230	2,9	210	ME E 17 7)
140/80 - 17 M/C 69H TL	ME 880 Marathon Front	1624200	2.75 3.00 -3.50- 3.75	142	656	149 151 156 159	672	343	1981	325	2,9	210	ME F 17 7)
130/80 - 17 M/C 65 H TL	Lasertec	1532700	2.50 2.75 -3.00- 3.50	129	640	136 139 142 147	654	334	1933	290	2,9	210	ME F 17 7)
110/80 - 18 M/C 58 H TL	Lasertec Front Lasertec T Front	1530500 1595800	2.15 -2.50-	109	633	116 120	645	328	1912	236	2,9	210	ME E 18 7)

Footnotes see last page

Tyre size	METZELER tread pattern	IP-Code	Permitted rim width	TYRE DIMENSIONS				Centrifugal radius	Rolling circumference +/- 2%	Load capacity (kg)	Inflation pressure (bar)	Max speed (km/h)	Tube designation
				New tyre		In service							
				Width	Dia-meter	Width max.	Dia-meter max.						
140/90 B 15 M/C 70H TL	ME 880 Marathon MBS	1041600	2.75 3.00 -3.50- 3.75 4.00 2)	142	633	148 151 156 159	651	333	1912	335	2,9	210	ME F15/16 7)
150/90 B 15 M/C 80 H reinf TL	ME 880 Marathon MBS	1041800	3.00 -3.50- 3.75 4.00	150	651	160 165 168 171	669	344	1966	450	3,4	210	ME F15/16 7)
100/90 - 16 M/C 54H TL	Lasertec Front	1529700	40574 -2.50- 2.75	101	586	107 111 114	598	305	1770	212	2,9	210	ME C/D16 7)
120/90 - 16 63 H TL	ME 77	0133100	2.50 -2.75- 3.00	119	622	128 131 134	638	325	1878	272	2,9	210	ME E 16 7)
130/90 - 16 M/C 67H TL	Lasertec ME 880 Marathon Front ME 880 Marathon Front WW ME 880 Marathon Front NWS	1532300 1040800 1338700 1539600	2.50 2.75 -3.00- 3.50	129	640	137 140 142 147	656	335	1933	307	2,9	210	ME E 16, F15/16 7)
130/90 B 16 M/C 73H reinf TL	ME 880 Marathon MBS ME 880 Marathon WW	1041400 1338900	4.00 2)							365	3,4		
140/90 B 16 M/C 77H reinf TL	ME 880 Marathon ME 880 Marathon ME 880 Marathon NWS	1041500 1425800 1539700	2.75 3.00 -3.50- 3.75	142	658	148 151 156 159	676	345	1987	412	3,4	210	ME F15/16 7)
130/90 - 17 M/C 68 H TL	Lasertec	1532800	2.50 2.75 -3.00- 3.50	129	666	136 139 142 147	682	348	2011	315	2,9	210	ME F 17 7)
90/90 - 18 M/C 51H TL	Lasertec Front ME 11	1531700 0112400	1.85 -2.15- 2.50	90	619	96 99 103	631	321	1869	195	2,9	210	ME D 18 7)
100/90 - 18 M/C 56 H TL	ME 880 Marathon Front Lasertec Front	1193700 1529800	2.15 -2.50- 2.75	101	637	107 111 114	649	331	1924	224	2,9	210	Me E 18 7)
110/90 - 18 M/C 61 H TL	ME 880 Marathon Front Lasertec Lasertec Front	1166100 1531900 1704200	2.15 -2.50- 2.75 3.00	109	655	116 120 123 125	669	341	1978	257	2,9	210	Me E 18 7)
120/90 - 18 M/C 65H TL	Lasertec	1532100	2.50	119	673	128	689	351	2032	290	2,9	210	Me F 18 7)
120/90 B 18 M/C 65H TL	ME 880 Marathon Front MBS	1040900	-2.75- 3.00	119		131 134							
100/90 - 19 M/C 57H TL	Lasertec Front ME 880 Marathon Front	1530000 1040700	2.15 -2.50- 2.75	101	663	107 111 114	675	344	2002	230	2,9	210	Me D 19 7)
110/90 - 19 M/C 62H TL	Lasertec Front ME 880 Marathon Front	1530800 1041100	2.15 -2.50- 2.75 3.00	109	681	116 120 123 126	695	354	2057	265	2,9	210	ME E 19 7)
80/90 - 21 M/C 48H	ME 880 Marathon Front	1041000	1.60 -1.85- 2.15	80	677	85 88 91	687	348	2045	180	2,9	210	Me C 217)
90/90 - 21 M/C 54H TL	Lasertec Front ME 880 Marathon Front	1531800 1480400	1.85 -2.15- 2.50	90	695	96 99 103	707	359	2099	212	2,9	210	Me D 21 7)
TECHNICAL TO STANDARD "V / VB" - type													
LOW SECTION (DESIGNATION IN MM) IN BIAS AND BIAS BELTED CONSTRUCTION (MBS)													
Serie "70"													
120/70 - 17 M/C 58V TL	Lasertec Front	1531200	3.00	122	600	129	612	314 8)	1812	236 3)	2,9	240	ME E 17 7)
120/70 B 17 M/C 58V TL	ME 880 Marathon Front	0966700	-3.50- 3.75			134 137							
150/70 VB 17 M/C (69V) TL	Lasertec	1533700	3.50	149	642	158	656	338 8)	1939	325 3)	2,9	250	ME F 17 7)
150/70 - 17 M/C 69V TL	Lasertec	1533600	3.75 -4.00- 4.50			161 164 169						240	
160/70 B 17 M/C 73V TL	Lasertec	1533800	3.75 4.00 -4.50- 5.00	161	656	169 172 177 183	672	346 8)	1981	365 3)	2,9	240	ME G 17 7)
160/70 B 17 M/C 79V reinf TL	ME 880 Marathon	0966800	3.75 4.00 4.25		656	169 172 175	672	346 8)	1981	437 3)	2,9	240	ME G 17 7)



Tyre size	METZELER tread pattern	IP-Code	Permitted rim width	TYRE DIMENSIONS				Centrifugal radius	Rolling circumference +/- 2%	Load capacity (kg)	Inflation pressure (bar)	Max speed (km/h)	Tube designation
				New tyre		In service							
				Width	Di-meter	Width max.	Di-meter max.						
120/70 - 21 M/C 62V TL	ME 880 Front ME 880 Marathon Front	1289300 1716100	-4.50-5.00 2.75 -3.50-3.75	161 701	177 183 124	173 713	362 8)	2117	265 3)	2,9	240 210	-	
Serie "80"													
150/80 B 15 M/C 70 V TL	ME 880 Marathon	1125000	3.00 -3.50-3.75 4.00	150	621 160 165 168 171	637	330 8)	1875	335 3)	2,9	240	-	
120/80 V 16 M/C (60V)TL	Lasertec Front	1531000	2.50	598	128	612	314 8)	1806	250 3)	2,9	250	ME E 16 7)	
120/80 VB 16 M/C (60V)TL	Lasertec Front	1531100	-2.75-3.00	119	131 134								
150/80 VB 16 V250 (71V)TL	Lasertec	1533400	3.00 -3.50-4.00	150	646 160 165 171	662	342 8)	1951	345 3)	2,9	250	ME F 15/16 7)	
110/80 V 17 M/C (57V) TL	Lasertec Front	1534700	2.15 -2.50-2.75 3.00	109	608 116 120 123 125	620	318 8)	1836	230 3)	2,9	270	ME E 17 7)	
120/80 - 17 M/C 61 V TL	ME 880 Marathon Front	1124900	2.50 -2.75-3.00	119	624 128 131 134	638	327 8)	1884	257 3)	2,9	240	ME F 17 7)	
140/80 B 17 M/C 69V TL	ME 880 Marathon Lasertec	1193800 1533200	2.50 2) 2.75		656 146 148	672	346 8)	1981	325 3)	2,9	240	ME F 17 7)	
140/80 VB 17 M/C (69V) TL	Lasertec	1534900	3.00 -3.50-3.75 4.00 2)		151 156 159					2,9	270		
110/80 - 18 M/C 58V TL	Lasertec Front	1530600	2.15	633	116	645	331 8)	1912	236 3)	2,9	240	ME E 18 7)	
110/80 V 18 M/C (58V) TL	Lasertec Front	1534800	-2.50-2.75 3.00	109	120 123 125					2,9	260		
130/80 V 18 (66V)TL	Lasertec	1533100	2.50 2.75 -3.00-3.50	129	665 136 139 142 147	679	350 8)	2008	300 3)	2,9	250	ME F 18 7)	
Serie "90"													
150/90 B 15 M/C 74V TL	Marathon ML2 MBS	0127100	3.00 -3.50-3.75 4.00	150	651 160 165 168 171	669	348 8)	1966	375 3)	2,9	240	ME F 15/16 7)	
110/90 - 16 M/C 59V TL	Lasertec Front	1530200	2.15	604	116	618	318 8)	1824	243 3)	2,9	240	ME E 16 7)	
110/90 V 16 M/C (59V) TL	Lasertec Front	1534600	-2.50-2.75 3.00	109	120 123 125					2,9	250		
130/90 - 16 67V TL	Lasertec	1532400	2.50 2.75 -3.00-3.50	129	640 136 139 142 147	656	339 8)	1933	307 3)	2,9	240	ME E 16 7)	
130/90 - 17 M/C 68V TL	Lasertec	1532900	2.50 2.75 -3.00-3.50	129	666 136 139 142 147	682	352 8)	2011	315 3)	2,9	240	ME F 17 7)	
100/90 - 18 M/C 56V TL	Lasertec Front	1529900	2.15	637	107	649	333 8)	1924	224 3)	2,9	240	ME E 18 7)	
100/90 V 18 M/C (56V) TL	Lasertec Front	1534500	-2.50-2.75	101	111 114					2,9	250		
110/90 V 18 M/C (61V)TL	Lasertec Front	1530700	2.15 -2.50-2.75 3.00	109	655 116 120 123 125	669	344 8)	1978	257 3)	2,9	250	ME E 18 7)	
120/90 - 18 M/C 65V TL	Lasertec	1532200	2.50 -2.75-3.00	119	673 128 131 134	689	354 8)	2032	290 3)	2,9	240	ME F 18 7)	
100/90 - 19 M/C 57V TL	Lasertec Front	1530100	2.15 -2.50-2.75	101	663 107 111 114	675	346 8)	2002	230 3)	2,9	240	ME D 19 7)	
Alpha													
MH 90 - 21 M/C 54H TL	ME 880 Marathon Front ME 880 Marathon Front WW	1769400 1769500	1,60 1,85 -2,15 -	87	693				212		210		
MT90 B16 M/C 72H TL	ME 880 Marathon Front	1769600	2,50										

Footnotes see last page

Tyre size	METZELER tread pattern	IP-Code	Permitted rim width	TYRE DIMENSIONS				Centrifugal radius	Rolling circumference +/- 2%	Load capacity (kg)	Inflation pressure (bar)	Max speed (km/h)	Tube designation	
				New tyre		In service								
				Width	Di-meter	Width max.	Di-meter max.							
ME 880 Marathon Front WW ME 880 Marathon Front NWS		1769700 1769800	2,75 -3,00 -3,50	136	643									
ME 880 Marathon ME 880 Marathon WW		1769900 1770000	2,50 2,75 -3,00 -3,50	134	649						375	210		
ME 880 Marathon ME 880 Marathon WW ME 880 Marathon NWS		1770100 1770200 1770300	2,50 2,75 -3,00 -3,50	143	655							412	210	

TECHNICAL TO STANDARD
"H" - type (up to 210km/h) **LOW SECTION (DESIGNATION IN MM) IN RADIAL CONSTRUCTION**

Serie "60"													
180/60 R 16 M/C 74H TL	ME 880 Marathon G	1422500	-5.00-5.50	180	622	193 198	638	322	1878	375	2,9	210	-
Serie "70"													
180/70 R 16 M/C 77H TL	ME 880 Marathon	1042600	-5.00-4.50	180	658	198 203	676	342	1987	412	2,9	210	-
130/70 R 18 M/C 63H TL	ME 880 Marathon H Front ME 880 Marathon Front GL	1414900 1679900	-3.50-3.75 4.00 -3,00 -3,50	129	639	138 141 143 147	651	329	1930	272	2,9	210	ME E 18 7)
3.25 - 19 M/C 54H TL	Lasertec Front	1531300	1.85 -2.15-2.50	89	665	99 102 106	677	344	2008	212	2,9	210	Me E 19 7)
3.50 - 19 M/C 57H TL	Lasertec Front	1531500	1.85 -2.15-2.50	93	675	104 107 111	689	350	2038	230	2,9	210	Me E 19 7)

TECHNICAL TO STANDARD
"V" - type **LOW SECTION (DESIGNATION IN MM) IN RADIAL CONSTRUCTION**

Serie "35"													
280/35 VR 18 M/C (84V) TL	ME 880 Marathon XXL	1568400	9.50 -10.00-10.50	281	653	296 301 306	667	336 8)	1972	500 4)	2,9	260	ME K 18 7)
300/35 VR 18 M/C (87V) TL	ME 880 Marathon XXL	1615300	10.00 -10.50-11.00	299	667	315 320 325	681	345 8)	2014	545 4)	2,9	260	-
Serie "40"													
240/40 VR 18 M/C (79V) TL	ME 880 Marathon XXL	1568300	8.00 -8.50-9.00	240	649	252 257 262	663	335 8)	1960	437 4)	2,9	260	ME K 18 7)
Serie "50"													
240/50 R 16 M/C 84V TL	ME 880 Marathon XXL	1205200	7.00 -7.50-8.00 8.50 9.00 2)	239	646	251 256 261 266 271	662	335 8)	1951	500	2,9	240	-
Serie "60"													
200/60 R 16 M/C 79V TL	ME 880 Marathon	1307500	-5.50-6.00 6.25	210	637	221 223 228	653	330 8)	1924	437	2,9	240	-
170/60 R 17 72V TL	ME 880 Marathon	1862200	4.25 1) -4.50-1)	168	636	178 180	650	328 8)	1921	355	2,9	240	ME G 17 7)
130/60 VR 18 M/C (60V) TL	ME 880 Marathon Front	1568200	5.00 5.50 -3.50-3.75 4.00	129	613	138 141 143	623	315 8)	1851	250 4)	2,9	260	-
Serie "70"													
130/70 R 17 M/C 62V TL	ME 880 Marathon Front	1624000	-3.50-3.75 4.00	129	614	138 141 143	626	316 8)	1854	265	2,9	240	ME F 17 7)
Serie "80"													
150/80 R 17 M/C 72V TL	ME 880 Marathon Front	1335100	-3.50-	150	672	161	688	348 8)	2029	355	2,9	240	-

Tyre size	METZELER tread pattern	IP-Code	Permitted rim width	TYRE DIMENSIONS				Centrifugal radius	Rolling circumference +/- 2%	Load capacity (kg)	Inflation pressure (bar)	Max speed (km/h)	Tube designation
				New tyre		In service							
				Width	Di-meter	Width max.	Di-meter max.						
			3.75 4.00 4.25			164 166 169							
TECHNICAL TO STANDARD													LOW SECTION (DESIGNATION IN MM) IN RADIAL CONSTRUCTION
Serie "50"													
190/50 ZR 17 M/C (73W)TL	Roadtec Z6 E Roadtec Z6 U Roadtec Z6 Interact Racetec INT K3 Sportec M-3 L Sportec M-3 Sportec M5	1611200 1631300 1868300 1870400 1700500 1591100 1948500	5.50 -6.00- 6.25 2) 6.50 2)	190	622	198 203	636 321 8)	1878	365 4)	2,9	- 320	ME G 17 7)	
200/50 ZR 17 M/C (75W)TL	Sportec M-3	1591200	6.00		632	212	646	326 8)	1919	387 4)	2,9	320	
200/50 ZR 17 M/C 75W TL	ME 880 Marathon	1712300	-6.25- 6.50	200		214 217						270	
200/50 ZR 18 M/C (76W)TL	Me 880 Marathon	1619600	-6.25- -3.50- 4.00	200 150	657	214 165 171	671	339	2227	400	2,9	280	
210/50 ZR 17 M/C (78W) TL	ME 880 Marathon	1307600	6.25 -6.50- 7.00	210							2,9	280	
Serie "55"													
180/55 ZR 17 M/C (73W)TL	ME Z4 A Steel Radial Sportec M-3 Sportec M-3 C ME Z4 Y Racetec INT K3 Roadtec Z6 C Roadtec Z6 E Roadtec Z6 K Roadtec Z6 Interact Roadtec Z6 Interact C Sportec M5	0966600 1591000 1707300 1304500 1869900 1561800 1637600 1580000 1827200 1827300 1927600	5.00 2) -5.50- 6.00	178	630	185 190 195	644	325 8)	1903	365 4)	2,9	300	ME G 17 7)
180/55 ZR 18 M/C (74W) TL	ME 880 Marathon	1435100	-5.50-	178	655	190	669	338 8)	1903	375 4)	2,9	280	ME G 18 7)
180/55 VR 18 M/C (74V) TL	ME 880 Marathon	1346100	6.00			195						260	
190/55 ZR 17 M/C TL (75W)	Sportec M5 Racetec INT K3	1927500 1870300	5.50 -6.00-	190	642	198 203	656	332	1939	387	2,9	320	-
Serie "60"													
120/60 ZR 17 M/C (55W) TL	Roadtec Z6 Front Sportec M-3 Front Sportec M5 Front Roadtec Z6 Interact Front	1448200 1590300 1971200 1927100	3.00 -3.50- 3.75	122	576	126 131 134	586	295 8)	1740	218 4)	2,9	280	ME E 17 7)
150/60 ZR 17 M/C 66W TL	Sportec M-3	1590700	-4.00- 4.50	149	612	159 164	624	315 8)	1848	300 4)	2,9	270	ME F 17 7)
160/60 ZR 17 M/C (69W)TL	Sportec M-3 Roadtec Z6 Interact Sportec M5	1590800 1827000 1971300	4.25 -4.50- 5.00	161	624	170 172 177	638	322 8)	1884	325 4)	2,9	280	ME F 17 7)
170/60 ZR 17 M/C (72W)TL		1590900 1827100	4.25 1) -4.50- 1)	168	636	178 180 185	650	328 8)	1921	355 4)	2,9	290	ME G 17 7)
160/60 ZR 18 M/C (70W) TL	Roadtec Z6 Interact	1926800	4.25 -4.50-	161	649	170 172	663	335 8)	1960	335 4)	2,9	280	ME G 18 7)
160/60 R 18 M/C 76V Reinf TL	ME 880 Marathon	1555800	5.00			179				400		240	
Serie "65"													
120/65 ZR 17 M/C (56W) TL	Sportec M-3 Front	1590400	-3.50-	122	588	131	598	302 8)	1776	224 4)	2,9	290	ME E 17 7)
Serie "70"													
130/70 ZR 16 M/C (61W)TL	Sportec M-3 Front	1590600	-3.50- 3.75 4.00	129	588	138 141 143	600	303 8)	1776	257 4)	2,9	280	ME E 16 7)
110/70 ZR 17 M/C 54W TL	Roadtec Z6 Front Sportec M-3 Front	1448300 1590200	-3.00- 3.50	110	586	123	596	301 8)	1770	212 4)	2,9	270	ME E 17 7)
120/70 ZR 17 M/C (58W)TL	ME Z4 A Front Steel Radial ME Z4 Y Front Roadtec Z6 C Front Roadtec Z6 E Front Roadtec Z6 G Front Roadtec Z6 U Front Roadtec Z6 K Front Roadtec Z6 Interact Front	1352100 1304400 1634400 1611100 1611000 1631200 1606600 1826800	3.00 2) -3.50- 3.75	122	600	126 131 134	612	308 8)	1812	236 4)	2,9	290 290 300 310 320 300 300	ME E 17 7)

Tyre size	METZELER tread pattern	IP-Code	Permitted rim width	TYRE DIMENSIONS				Centrifugal radius	Rolling circumference +/- 2%	Load capacity (kg)	Inflation pressure (bar)	Max speed (km/h)	Tube designation
				New tyre		In service							
				Width	Di-meter	Width max.	Di-meter max.						
	Roadtec Z6 Interact G Front Racetec interact Front K3 Sportec M-3 Front Sportec M-3 B Front Sportec M-3 L Front Sportec M-3 C Front Sportec M5 Front	1826900 1869500 1590500 1859200 1700400 1707200 1927400										300 320 310 320 320 320 320	
150/70 ZR 17 M/C (69W) TL	Roadtec Z6 Roadtec Z6 Interact	1448800 1926900	3.50 2) -4.00- 4.50	149	642	154 159 164	656	332 8)	1939	325 4)	2,9	280	ME F 17 7)
160/70 ZR 17 M/C 73W TL	Roadtec Z6 Interact	1927300	4.00 2) 4.25 -4.50- 5.00 5.50 2)	161	656	167 170 172 177 182	672	339 8)	1981	365 4)	2,9	270	ME G 17 7)
150/70 B 18 M/C 76H Reinf TL	ME 880 Marathon	1847100	-4.25-	151	667	166	681	351	2301	400	2,9	300	ME E 18 7)
120/70 ZR 19 M/C (60W) TL	ME 880 Marathon Front	1420100	-3.50- 3.75	122	652	131 134	663	334 8)	1969	250 4)	2,9	280	-
TECHNICAL TO STANDARD													ENDURO TYRES
4.60 - 17 62 Q	Enduro 1	0139500	2.15 2.50 -2.75- 3.00	117	629	130 133 136 139	645	325 9)	1900	265	2,4	160	ME E 17
150/70 R 17 69V TL	Tourance Steel Radial	1127900	-4.00- 4.50	149	642	159 164	656	332 9)	1939	325	2,9	210 240	ME F 17 7)
150/70 R 17 69V TL	Tourance EXP H Tourance EXP M	1942600 1998700	-4.00- 4.25 4.50	325	646	164				325	2,9	240	
130/80 - 17 65 S	Enduro 3	0143900	2.50		640	136	664	330 9)	1933	290	2,6	180	ME F 17
130/80 - 17 M/C 65S TL	Tourance Tourance G Tourance EXP	1209400 1706900 1816200	2.75 -3.00-	129		139 142						190	ME F 17 7)
130/80 - 17 65 T TL	Enduro 3	0142700	3.50			147							
130/80 R 17 M/C 65 S TL	Tourance	1086800	-3.00-	129	640	142	664	330 9)	1933	290	2,6	180	ME F 17 7)
130/80 R 17 M/C 65H TL	Tourance Steel Radial Tourance U	1012000 1780100	3.50			147		334 9)				210	
130/80 R 17 M/C 65S TL	Tourance EXP	1816300										180	
130/80 R 17 M/C 65H TL	Tourance EXP	1816400										210	
140/80 - 17 69H	Enduro 3	0143700	2.75 3.00 -3.50- 3.75	142	656	148 151 156 159	682	348 9)	1981	325	2,9	210	ME F 17 7)
140/80 R 17 M/C 69H TL	Tourance Steel Radial	1012100	-3.50-	142	656	152	672	339 9)	1981	325	2,9	210	ME F 17 7)
140/80 R 17 M/C TL 69V	Tourance EXP	1938200	3.75			155						240	
120/90 - 17 64 S	Enduro 3	0143600	2.50		648	128	672	340 9)	1957	280	2,6	180	ME F 17
120/90 - 17 M/C 64S	Tourance Steel Radial Tourance EXP	1012200 1816100	-2.75- 3.00	119		131 134							
4.00 - 18 64 R	Enduro 2	0139200	1.85 2) 2.15 -2.50-	108	671	117 120 124	697	352 9)	2026	280	2,5	170	ME F 18
4.00 - 18 64 S	Enduro 3	0143000	2.75 3.00			127 130						180	
4.10 - 18 60 P	Enduro 1	0138900	1.85 2) 2.15 -2.50- 2.75 3.00	108	639	120 123 127 130 132	654	329 9)	1930	250	2,3	150	ME E 18
4.60 - 18 63 R	Enduro 1	0139800	2.15 2.50 -2.75- 3.00	117	654	130 134 136 139	670	338 9)	1975	272	2,5	170	ME E 18
120/80 - 18 62 S	Enduro 3	0142900	2.50 -2.75- 3.00	119	649	128 131 134	671	339 9)	1960	265	2,6	180	ME F 18
140/80 - 18 70 R	Enduro 3	0801400	2.15 2)										

Footnotes see last page

Tyre size	METZELER tread pattern	IP-Code	Permitted rim width	TYRE DIMENSIONS				Centrifugal radius	Rolling circumference +/- 2%	Load capacity (kg)	Inflation pressure (bar)	Max speed (km/h)	Tube designation
				New tyre		In service							
				Width	Di- meter	Width max.	Di- meter max.						
130/90 - 10 61P M+S TL	Feelfree Wintec	1976500	-3.00-3.50	129		139					150		
120/70 - 11 50L TL	ME 7 Teen	0967400	3.00-3.50-3.75	122	447	127	459	1337	190	2,3	120	-	
130/70 - 11 60L TL reinf	ME 7 Teen	0967500	3.00-3.50-3.75-4.00	129	461	134	473	1378	250	2,8	120	-	
120/70 - 12 51L TL	ME 7 Teen	0893800	2.75-3.00		473	124	485	1414	195	2,3	120	-	
120/70 - 12 51P TL	Feelfree	1823500	3.75			135					150	-	
120/70 - 12 51P M+S TL	Feelfree Wintec Front	1976000	4.00			137							
130/70 - 12 56L TL	ME 7 Teen	0931600	3.00		487	134	499	1456	224	2,3	120	-	
130/70 - 12 62L reinf TL	ME 7 Teen	1030800	-3.50	129		139			265	2,8	120	-	
130/70 - 12 62P reinf TL	Feelfree	1660100	3.75			142				2,8	150		
130/70 - 12 62P M+S REINF TL	Feelfree Wintec	1976100	4.00			144							
140/70 - 12 60L TL	ME 7 Teen	0967600	3.50-3.75-4.00-4.50		501	147	515	1498	250	2,3	120	-	
140/70 - 12 65P Reinf TL	Feelfree	1823600	3.50-3.75-4.00-4.25-4.50	141	501	147	515	1498	290	2,8	150	-	
110/90 - 12 64L TL	ME 7 Teen	0967800	2.15		503	114	517	1504	280	2,5	120	-	
110/90 - 12 64P TL	Feelfree Front	1660000	-2.50-2.75-3.00	109		118					150		
110/100 - 12 67L TL	ME 7 Teen	0967700	2.15-2.50-2.75-3.00	109	503	114	517	1504	280	2,5	120	-	

TECHNICAL DATA TO STANDARD

SCOOTER TYRES

130/60 - 13 M/C 53 L TL	ME 7 Teen	0893900	3.00		486	137	496	1468	206	2,3	120	-	
130/60 - 13 M/C 53P M+S TL	Feelfree Wintec Front	1976200	-3.50-3.75-4.00	129		142					150		
140/60 - 13 M/C 57 L TL	ME 7 Teen	0931900	3.50-3.75-4.00-4.25-4.50	141	498	150	510	1504	230	2,3	120	-	
120/70 - 13 M/C 53 L TL	ME 7 Teen	0931700	3.00-3.50-3.75	122	498	129	510	1504	206	2,3	120	-	
130/70 - 13 63P REINF TL	Feelfree	1755300	3.00-3.50	129	512	137	524	265	1546	2,8	150	-	
150/70 - 13 M/C 64S TL	Feelfree	1660200	3.50		540	159	554	281	1631	2,6	180	-	
150/70 - 13 M/C 64S TL M+S	Feelfree Wintec	1870700	3.75-4.00-4.25-4.50	151		161							
110/90 - 13 M/C 56P TL	Feelfree Front	1755200	3.00			125		2180			150	-	
120/70 - 14 M/C 55S TL	Feelfree Front	1659500	2.75-3.00-3.25-3.50-3.75	122	524	127	536	270	1582	2,6	180	-	
140/70 - 14 M/C 68P Reinf TL	Feelfree	1823800	4.00			155			315	2,8	150	-	
140/70 - 14 M/C 68P Reinf TL M+S	Feelfree Wintec	1870800	4.25			158							
150/70 - 14 M/C 66S TL	Feelfree	1659600	3.50-3.75-4.00-4.25-4.50	151	566	159	580	294	1709	3,00	2,6	180	-
120/70 - 15 M/C 56P TL	Feelfree Front	1823700	3.25			132					150	-	
120/70 - 15 M/C 56P TL M+S	Feelfree Wintec Front	1870600	-3.50-3.75	122		134							

Footnotes see last page

Tyre size	METZELER tread pattern	IP-Code	Permitted rim width	TYRE DIMENSIONS				Centrifugal radius	Rolling circumference +/- 2%	Load capacity (kg)	Inflation pressure (bar)	Max speed (km/h)	Tube designation
				New tyre		In service							
				Width	Di- meter	Width max.	Di- meter max.						
120/80 - 14 M/C 58S TL	Feelfree Front	1660300	2.50		548	129	562	284	1655	236	2,6	180	-
120/80 - 14 M/C 58S TL M+S	Feelfree Wintec Front	1870500	-2.75-3.00	119		131							
110/70 - 16 M/C 52P TL	Feelfree Front	1659800	2.50		560	116	570	288	1691	200	2,3	150	-
110/70 - 16 M/C 52S TL	Feelfree	1677800	2.25-3.00-2.75-3.50	110		119					2,6	180	
140/70 - 16 M/C 65P TL	Feelfree	1660500	3.50-3.75-4.00-4.25-4.50	139	602	151	616	311	1818	290	2,3	150	-
100/80 - 16 M/C 50P TL	Feelfree Front	1659700	2.15-2.50-2.75	101	566	108	578	291	1709	190	2,3	150	ME C/D 16 7)
120/80 - 16 M/C 60P TL	Feelfree	1660400	2.50-2.75-3.00	119	598	129	612	309	1806	250	2,3	150	ME E 16 7)
130/80 - 16 M/C 64P TL	Feelfree	1659900	2.50-2.75-3.00-3.25-3.50	129	614	137	628	317	1854	280	2,3	150	-
120/70 R14 M/C 55H TL M+S	Feelfree Wintec Front	1777200	-3.50-3.75	120	525,8					218			
120/70 R14 M/C 55H TL	Feelfree Front	1816600	3.75										
120/70 R15 M/C 56H TL M+S	Feelfree Wintec Front	1777300	-3.50-3.75	122	551					224			
120/70 R15 M/C 56H TL	Feelfree Front	1816700	3.75										
160/60 R14 M/C 65H TL M+S	Feelfree Wintec	1777500	4.25	166	549					290			
160/60 R14 M/C 65H TL	Feelfree	1816900	-4.50-5.00										
160/60 R15 M/C 67H TL M+S	Feelfree Wintec	1777400	4.25	162,5	573					307			
160/60 R15 M/C 67H TL	Feelfree	1816800	-4.50-5.00										

TECHNICAL DATA TO STANDARD

TYRES FOR SMALL CAPACITY MOTORCYCLES

Maximum speed 100km/h

23/4 - 16 46 J reinf	MO 1	0555700	1.50-1.60-1.85	75	558	77	568		1685	170	2,8	100	7A 16
23/4 - 17 47J reinf	MO 1	0556000	1.50-1.60-1.85	75	584	76	594		1764	175	2,8	100	7A 17

LOAD CAPACITY CHARTS

LOAD CAPACITIES (kg) FOR "ZR"-TYRES ABOVE 240 km/h

The max. permitted speed indicated for individual tyres must not be exceeded.
Load capacity values referred to 2,9 bar inflation pressure.
V max (km/h)

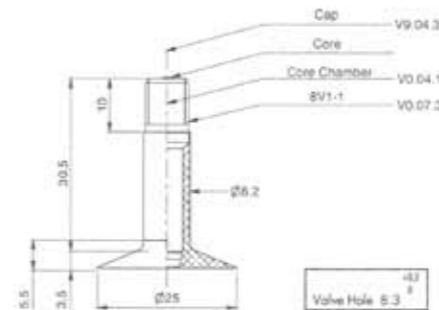
Tyre Size	Product Name	up to 240	250	260	270	280	290	300	310	320
130/70 ZR 16 M/C (61W) TL	Sportec M-3 Front	257	244	218	193	167				
110/70 ZR 17 M/C 54W TL	ROADTEC Z6 Front	212	201	180	159					
	Sportec M-3 Front	212	201	180	159					
120/60 ZR 17 M/C (55W) TL	Roadtec Z6 Front	218	207	185	164	142				
	Sportec M-3 Front	218	207	185	164	142				
	Sportec M5 Front	218	207	185	164	142				
	Roadtec Z6 Interact Front	218	207	185	164	142				
120/65 ZR 17 M/C (56W) TL	Sportec M-3 Front	224	213	190	168	146	123			
120/70 ZR 17 M/C (58W) TL	ME Z4 Front,(A),(Y)	236	224	201	177	153	130			
	Roadtec Z6 Front C, K	236	224	201	177	153	130	106		
	Roadtec Z6 Interact Front, Roadtec Z6 Interact G	236	224	201	177	153	130	106		
	Roadtec Z6 Front E, G	236	224	201	177	153	130	106	83	
	Sportec M-3 Front	236	224	201	177	153	130	106	83	
	Roadtec Z6 Front U	236	224	201	177	153	130	106	83	59
	Racetec INT Front K3	236	224	201	177	153	130	106	83	59
	Sportec M-3 Front B, L, C	236	224	201	177	153	130	106	83	59
	Sportec M-5 Front	236	224	201	177	153	130	106	83	59
120/70 ZR 17 M/C 58W TL	Racetec INT Front K1	236	224	201	177					
	Racetec INT Front K2	236	224	201	177					
150/60 ZR 17 M/C 66W TL	Sportec M-3	300	285	255	225					
	ROADTEC Z6	325	309	276	244	211				
	Roadtec Z6 Interact	325	309	276	244	211				
160/60 ZR 17 M/C (69W) TL	Sportec M-3	325	309	276	244	211				
	Roadtec Z6 Interact	325	309	276	244	211				
	Sportec M5	325	309	276	244	211				
160/70 ZR 17 M/C 73W TL	ROADTEC Z6 Interact	325	309	276	244					
170/60 ZR 17 M/C (72W) TL	Sportec M-3	355	337	302	266	231	195			
	Roadtec Z6 Interact	355	337	302	266	231	195			
180/55 ZR 17 M/C (73W) TL	ME Z4,(A),(Y)	365	347	310	274	237	201	164		
	ROADTEC Z6	365	347	310	274	237	201	164		
	ROADTEC Z6 (C),(E),(K)	365	347	310	274	237	201	164		
	Roadtec Z6 Interact, (C)	365	347	310	274	237	201	164		
	Sportec M5	365	347	310	274	237	201	164		
	Sportec M-3,(C)	365	347	310	274	237	201	164		
	Racetec INT K3	365	347	310	274	237	201	164		
180/55 ZR 17 M/C 73W TL	Racetec INT K1	365	347	310	274					
	Racetec INT K2	365	347	310	274					
190/50 ZR 17 M/C (73W) TL	ROADTEC Z6,(E),(U)	365	347	310	274	237	201	164	128	91
	Roadtec Z6 Interact	365	347	310	274	237	201	164	128	91
	Sportec M5	365	347	310	274	237	201	164	128	91
	Sportec M-3, L	365	347	310	274	237	201	164	128	91
	Racetec INT K3	365	347	310	274	237	201	164	128	91
190/55 ZR 17 M/C 75W TL	Racetec INT K1	387	368	329	290					
	Racetec INT K2	387	368	329	290					
190/55 ZR 17 M/C TL (75W)	Sportec M5	365	347	310	274	237	201	164	156	148
	Racetec INT K3	365	347	310	274	237	201	164	156	148
200/50 ZR 17 M/C 75W TL	ME 880 Marathon	387	368	329	290					
200/50 ZR 17 M/C (75W) TL	Sportec M-3	387	368	329	290	252	213	174	135	97
210/50 ZR 17 M/C (78W) TL	ME 880 Marathon	425	404	361	319	276				
110/80 ZR 18 M/C (58W) TL	Roadtec Z6 Interact Front	236	224	201	177	153				
120/70 ZR 18 M/C (59W) TL	ROADTEC Z6 Interact Front	243	231	207	182	157,95	134	109		
	ME 880 Marathon Front	243	231	207	182	157,95	134	109		
	ROADTEC Interact Z6	335	318	285	251	218				
180/55 ZR 18 M/C (74W) TL	ME 880 Marathon	375	356	319	281	244	206	169		
200/50 ZR 18 M/C (76W) TL	ME 880 Marathon	400	380	340	300	260				
120/70 ZR 19 M/C (60W) TL	ME 880 Marathon Front	250	238	213	188	163	138	113		

Footnotes see last page

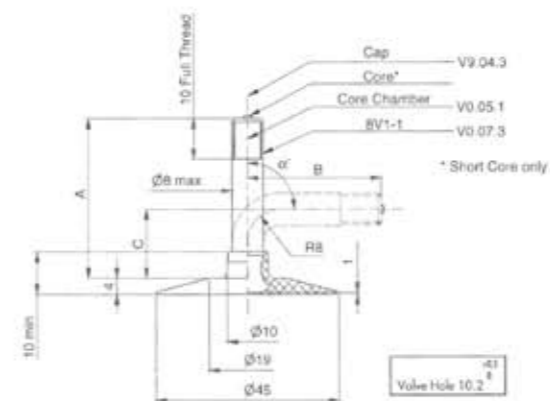
Valve description:

Following valve types are used among the Metzeler tubes range.
Find the corresponding dimensional description of each valve type.

V1.07.1



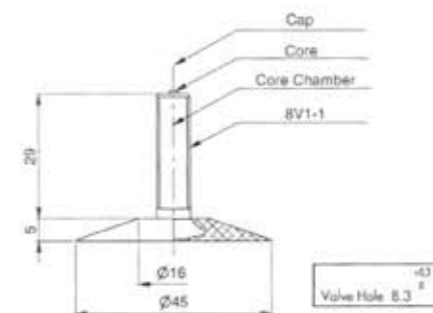
V1.08.1



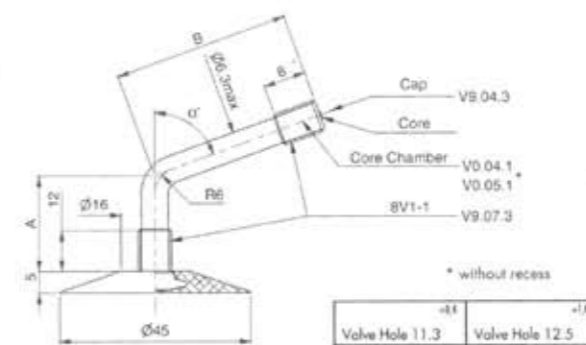
	A	B (1)	C	α°
V1.08.1	51	55	17	90
V1.08.2	57	58	18	90
V1.08.3	44	27	13	90
V1.08.3	44	28	15	85

(1) Resulting from above recommended dimensions and bending angles.

V1.09.1



V6.02.1



	A	B(1)	α°
V6.02.1	23	41.5	70
V6.02.2	25	36	85

(1) Short core only when B < 38

TUBE AND VALVE FITMENT CHART

Tyre size	IP Code	Description	ValveDIN	Valve ETRTO	Valve TRA	Valve Bend	Valve Pos
4.00 - 18	0612410	ME-F18 M/C					
4.10 - 18	0612310	ME-E18 M/C					
4.25 - 18	0612410	ME-F18 M/C					
4.25/85 - 18	0612310	ME-E18 M/C					
4.50 - 18	0612410	ME-F18 M/C					
4.60 - 18	0612310	ME-E18 M/C					
100/100 - 18	0613610	ME-CR 18F NHS M/C					
110/100 - 18	0613610	ME-CR 18F NHS M/C					
120/100 - 18	0613610	ME-CR 18F NHS M/C					
280/35 - 18	1539310	ME-K18 M/C					SV
240/40 - 18	1539310	ME-K18 M/C					SV
300/35 - 18	1539310	ME-K18 M/C					SV
180/55 - 18	0751310	ME-G18 M/C					
130/60 - 18	0612310	ME-E18 M/C					
160/60 - 18	0751310	ME-G18 M/C					
170/60 - 18	0751310	ME-G18 M/C					
110/70 - 18	0612310	ME-E18 M/C					
120/70 - 18	0612310	ME-E18 M/C					
130/70 - 18	0612310	ME-E18 M/C					
140/70 - 18	0612410	ME-F18 M/C					
150/70 - 18	0612410	ME-F18 M/C					
100/80 - 18	0612210	ME-D18 M/C					
110/80 - 18	0612310	ME-E18 M/C					
120/80 - 18	0612410	ME-F18 M/C					
130/80 - 18	0613610	ME-CR 18F NHS M/C					
130/80 - 18	0612410	ME-F18 M/C					
140/80 - 18	0613610	ME-CR 18F NHS M/C					
140/80 - 18	0612410	ME-F18 M/C					
150/80 - 18	0751310	ME-G18 M/C					
90/90 - 18	0612210	ME-D18 M/C					
100/90 - 18	0612310	ME-E18 M/C					
110/90 - 18	0613610	ME-CR 18F NHS M/C					
110/90 - 18	0612310	ME-E18 M/C					
120/90 - 18	0613610	ME-CR 18F NHS M/C					
120/90 - 18	0612410	ME-F18 M/C					
130/90 - 18	0613610	ME-CR 18F NHS M/C					
130/90 - 18	0612410	ME-F18 M/C					
19"	3.00 - 19	0612510	ME-E19 M/C				
3.00 - 19	1092200	ME-D19 H M/C					
3.25 - 19	0612610	ME-E19 M/C					
3.50 - 19	0612610	ME-E19 M/C					
3.60 - 19	0612510	ME-E19 M/C					
3.60 - 19	1092200	ME-D19 H M/C					
4.10 - 19	0612610	ME-E19 M/C					
110/80 - 19	0613710	ME-CR 19E NHS M/C					
110/80 - 19	0612610	ME-E19 M/C					
120/80 - 19	0613710	ME-CR 19E NHS M/C					
120/80 - 19	0612610	ME-E19 M/C					
130/80 - 19	0613710	ME-CR 19E NHS M/C					
130/80 - 19	0612610	ME-E19 M/C					
90/90 - 19	1092200	ME-D19 H M/C					
90/90 - 19	0612510	ME-E19 M/C					
100/90 - 19	0613710	ME-CR 19E NHS M/C					
100/90 - 19	1092200	ME-D19 H M/C					
100/90 - 19	0612510	ME-E19 M/C					
100/90 - 19	0612610	ME-E19 M/C					
110/90 - 19	0613710	ME-CR 19E NHS M/C					
110/90 - 19	0612610	ME-E19 M/C					
21"	2.50 - 21	0612710	ME-C21 M/C				

Footnotes see last page

TUBE AND VALVE FITMENT CHART

Tyre size	IP Code	Description	ValveDIN	Valve ETRTO	Valve TRA	Valve Bend	Valve Pos
2.75 - 21	0612710	ME-C21 M/C					
3.00 - 21	0613810	ME-CR 21D NHS M/C					
3.00 - 21	0612810	ME-D21 M/C					
3.25 - 21	0613810	ME-CR 21D NHS M/C					
3.25 - 21	0612810	ME-D21 M/C					
80/100 - 21	0613810	ME-CR 21D NHS M/C					
80/100 - 21	0612810	ME-D21 M/C					
80/90 - 21	0612710	ME-C21 M/C					
90/90 - 21	0613810	ME-CR 21D NHS M/C					
90/90 - 21	0612810	ME-D21 M/C					

Footnotes see last page

TUBE AND VALVE FITMENT CHART

Size / Valve	Tyre
ME-D10 (V1-09-1)	3.00 - 3.50 - 100/80 - 110/80 - 90/90
ME-D10 (V6-02-1)	3.00 - 3.50 - 100/80 - 110/80 - 90/90
ME-D10 (V1-08-1)	3.00 - 3.50 - 100/80 - 110/80 - 90/90
ME-F15/16 (V1-09-1)	MT90 - MU90 - 160/70 - 140/80 - 160/80 - 140/90 - 150/90 - MT90 - MU90 - 160/70 - 140/80 - 150/80 - 160/80 - 130/90 - 140/90
ME-G15 (V1-09-1)	180/70 - 200/70
ME-F16 (V1-09-1)	140/80 - 130/90 - 140/90 - 150/90 - MT90 - MU90 - 160/70 - 140/80 - 150/80 - 160/80 - 130/90 - 140/90
ME-H1 15 (V1-09-1)	180/70 - 200/70 - 170/80
6 E 16 (V1-07-1)	2 - 1/4
ME-C/D16 (V1-09-1)	3.00 - 3.25 - 3.50 - 110/80 - 90/90 - 100/90
ME-E16 (V1-09-1)	3.50 - 4.60 - 130/70 - 120/80 - 110/90 - 120/90 - 130/90
7 A 16 (V1-09-1)	2.25 - 2.50 - 2.75 - 2-1/2 - 2-1/4 - 2-3/4
ME-E17 (V1-09-1)	4.10 - 4.60 - 130/60 - 110/70 - 120/70 - 130/70 - 110/80 - 120/80 - 110/90 - 120/90
ME-F17 (V1-09-1)	4.50 - 5.10 - 150/60 - 160/60 - 130/70 - 140/70 - 150/70 - 120/80 - 130/80 - 140/80 - 150/80 - 110/90 - 120/90 - 130/90
7 A 17 (V1-09-1)	2.25 - 2.50 - 2-1/2 - 2-1/4 - 2-3/4
ME-G17 (V1-09-1)	190/50 - 200/50 - 210/50 - 170/55 - 180/55 - 170/60 - 160/70
ME-K18 (V1-09-1)	280/35 - 240/40
ME-C18 (V1-09-1)	2.25 - 2.50 - 2.75
ME-D18 (V1-09-1)	3.00 - 3.60 - 100/80 - 90/90
ME-E18 (V1-09-1)	3.25 - 3.50 - 4.10 - 4.25/85 - 4.60 - 130/60 - 110/70 - 120/70 - 110/80 - 100/90 - 110/90
ME-F18 (V1-09-1)	4.00 - 4.25 - 4.50 - 140/70 - 150/70 - 120/80 - 130/80 - 140/80 - 120/90 - 130/90
ME-CR 18F NHS (V1-09-1)	100/100 - 110/100 - 120/100 - 130/80 - 140/80 - 110/90 - 120/90 - 130/90
ME-G18 (V1-09-1)	180/55 - 160/60 - 170/60 - 150/80
ME-D19 H (V1-09-1)	3.00 - 3.60 - 90/90 - 100/90
ME-E19 (V1-09-1)	3.00 - 3.60 - 90/90 - 100/90
ME-E19 (V1-09-1)	3.25 - 3.50 - 4.10 - 110/80 - 120/80 - 130/80 - 100/90 - 110/90
ME-CR 19E NHS (V1-09-1)	110/80 - 120/80 - 130/80 - 100/90 - 110/90
ME-C21 (V1-09-1)	2.50 - 2.75 - 80/90
ME-D21 (V1-09-1)	3.00 - 3.25 - 80/100 - 90/90
ME-CR 21D NHS (V1-09-1)	3.00 - 3.25 - 80/100 - 90/90



SPECIAL TYRES

IP-Code	Tyre Size	Tread Pattern	Version	Brand	Model	Remarks/differences to the normal version
1595800	110/80 - 18 M/C 58H TL	Lasertec T Front	T	Triumph	Speedmaster	modified casing for higher self damping characteristics and stability
1679900	130/70 R 18 M/C 63H TL	ME 880 Marathon GL Front	GL	Honda	GLX 1800	different tyre profile developed for improved stability
1414900	130/70 R 18 M/C 63H TL	ME 880 Marathon Front H	H	Honda	Honda VTX 1800	modified casing for more comfort and stability
1352100	120/70 ZR 17 M/C (58W) TL	ME Z4 A Front	A	Honda	VFR 800 RC46 '02	different tyre profile developed for enhanced handling
1304400	120/70 ZR 17 M/C (58W) TL	ME Z4 Y Front	Y	Yamaha	Fazer FZS 1000 RN 06	several changes adopted to motorcycle
0966600	180/55 ZR 17 M/C (73W) TL	ME Z4 A	A	Honda	VFR 800 RC46 '02	softer (carcass) by special casing 1 ply construction
1304500	180/55 ZR 17 M/C (73W) TL	ME Z4 Y	Y	Yamaha	Fazer FZS 1000 RN 06	better high speed stability due to different structure and compound
1707300	120/70 ZR 17 M/C (58W) TL	Sportec M3 C	C	Honda & others	Honda CBR1100XX, CB1300S, Suzuki GSF1200 BANDIT	stiffer belt construction for improved stability
1707200	190/50 ZR 17 M/C (73W) TL	Sportec M3 C	C	Honda & others	Honda CBR1100XX, CB1300S, Suzuki GSF1200 BANDIT	stiffer belt construction for improved stability
1729000	120/70 ZR 17 M/C (58W) TL	Sportec M3 Front E	E	BMW	K1300S	
1755100	190/55 ZR 17 M/C (75W) TL	Sportec M3 E	E	BMW	K1300R, K1300S	
1700400	190/50 ZR 17 M/C (73W) TL	Sportec M3 L	L	Yamaha	Yamaha FZ1 Fazer	stiffer belt construction for improved stability
1859200	120/70 ZR 17 (58W) TL	Sportec M3 B Front	B	BMW	K 1200 S, K 1200 R	higher bead filler for improved self damping and stability
1859300	190/50 ZR 17 M/C (73W) TL	Sportec M3 B	B	BMW	K 1200 S, K 1200 R	2 plies carcass for improved high-speed stability
1634400	120/70 ZR 17 M/C (58W) TL	ROADTEC Z6 C Front	C	BMW	K 1200 GT	stiffer belt construction for improved stability
1611100	120/70 ZR 17 M/C (58W) TL	ROADTEC Z6 E Front	E	Yamaha	Yamaha MT 01	stiffer belt construction for improved stability
1611000	120/70 ZR 17 M/C (58W) TL	ROADTEC Z6 G Front	G	Yamaha	FJR1300 - 2006, Honda VFR 800 RC46, Yamaha FZ6, Fazer RJ07	2 plies Rayon for improved stability
1606600	120/70 ZR 17 M/C (58W) TL	ROADTEC Z6 K Front	K	BMW	K 1200 R, R 1200 RT R12T	softer sidewall with less rubber
1631200	120/70 ZR 17 M/C (58W) TL	ROADTEC Z6 U Front	U	BMW	K 1200 S, K 1200 R 2005, K 1200 R Sport 2007	stiffer belt construction for improved stability
1561800	180/55 ZR 17 M/C (73W) TL	ROADTEC Z6 C	C	BMW & others	BMW K 1200 R, K 1200 GT/RS, R 1100 S, Ducati ST3, ST4S, Yamaha FJR 1300/A, Kawasaki ZRX 1200 S, ZZ-R 1200, Suzuki GSF 1200, SV1000	2 plies Nylon carcass for improved stability
1580000	180/55 ZR 17 M/C (73W) TL	ROADTEC Z6 K	K	BMW	K 1200 GT, R 1200 RT SF	2 plies Nylon carcass for improved stability
1637600	180/55 ZR 17 M/C (73W) TL	ROADTEC Z6 E	E	BMW	F 800 S, F 800 ST	2 plies Rayon + 1 Steel for improved stability
1631300	190/50 ZR 17 M/C (73W) TL	ROADTEC Z6 U	U	BMW	K 1200 S, K 1200 R 2005, K 1200 R Sport 2007	2 plies Rayon for improved stability
1611200	190/50 ZR 17 M/C (73W) TL	ROADTEC Z6 E	E	Yamaha	Yamaha MT 01	1 ply Rayon for improved stability
1826900	120/70 ZR 17 M/C (58W) TL	Roadtec Z6 Interact G Front	G	BMW & others	BMW K1200R, K1200R Sport, Honda VFR800 ('98-'01), VFR800ABS, Yamaha FJR 1300/1300A, FZS1000 Fazer	2 plies Rayon for improved stability
1827300	180/55 ZR 17 M/C (73W) TL	Roadtec Z6 Interact C	C	BMW & others	BMW K1200R, K1200R Sport, Honda VFR800 ('98-'01), VFR800ABS, Yamaha FJR 1300/1300A	2 plies Nylon carcass for improved stability
1706900	130/80 - 17 M/C 65S TL	TOURANCE G	G	BMW	626 Scrambler	2 plies pet + 2 breakers for improved stability
1780000	100/90 - 19 M/C 57H	TOURANCE Front U	U	Honda	XL 700V Transalp	2 plies PET for improved stability
1780100	130/80 R 17 M/C 65H	TOURANCE U	U	Honda	XL 700V Transalp	2 plies PET for improved stability
1942500	110/80 R 19 M/C 59V TL	Tourance EXP Front H	H	Honda	XL 1000 V Varadero	Stiffer belt construction for improved stability
1942600	150/70 R 17 M/C 69V TL	Tourance EXP H	H	Honda	XL 1000 V Varadero	Reinforced bead for improved stability
1998700	150/70 R 17 M/C 69V TL	Tourance EXP M	M	All brand	All models	Increased tread depth for improved mileage

RIM TAPE FITMENT CHART

To avoid damage to the tube by the spoke nipples, it is necessary that the rim tape is arranged in a way that the spoke nipples are completely covered

Rim Tape designation	Width	IP-Code	Circumference	for Rim
15"/28	28mm	9164800	1060	1,85X15 2,15X15 2,50X15
15"/46	46mm	9023000	1060	ab 3,50X15
16"-17"/23	23mm	9017200	1180	1,50X16 1,60X16 1,50X17 1,60X17
16"-17"/28	28mm	9017500	1180	1,85X16 1,85X17 2,15X17 2,50X17
16"-17"/28 OV*	28mm	9017600	1180	1,85X16 1,85X17 2,15X17 2,50X17
17"/42	42mm	9022400	1180	from 3,50X16 and from 3,50X17
18"-19"/23	23mm	9017700	1320	1,60X18 1,60X19
18"-19"/28	28mm	9017800	1320	1,85X18 2,15X18 2,50X18 2,75X18 1,85X19 2,15X19 2,50X19 2,75X19
19"/30	30mm	9112600	1320	2,15X19 2,50X19 2,75X19
21"/28	28mm	9017900	1480	1,40X21 1,50X21 1,60X21 1,85X21 2,15X21